


Kindergarten Unit 4

Name: _____

Class: _____



Cambridge Gardens Public School

Google classroom username: _____@education.nsw.gov.au

Class code: **taxm4wj**

If you would like your child's user name (which goes at beginning of @education.nsw.gov.au and is usually your child's first and last name with a full stop in between and sometimes a number after the surname) and password please reply to the email sent regarding google classroom with your child's name and class and we will provide your child's details.

Please return this booklet on Monday to the Kindergarten box in the office, class teacher or if you are returning your work via email, the subject line must be **Miss Fry** only. You must include your child's name and class in the body of the email.



Learning environment checklist

In setting up this space the following should be considered:

- ☐ Is the area free of distraction?
- ☐ Is there excessive noise in the area?
- ☐ Are there trip hazards in the area?
- ☐ Is the area exposed to direct glare or reflections?
- ☐ Does the area have sufficient power points available?
- ☐ Is equipment (extension cords etc.) in good, safe, working condition?
- ☐ Is there a proper desk and chair and other necessary equipment (light, stationery and devices)?
- ☐ Is the chair adjusted correctly?
 - Feet should be flat on the floor and knees bent at right angles with thighs parallel to the floor.
 - The chair backrest should support the lower back and allow your child to sit upright.
 - The chair should move freely and not be restricted by hazards such as mats and power cords.
 - Chair arm rests should be removed or lowered when typing.
- ☐ Is the computer adjusted correctly?
 - The screen should be positioned directly in front of your child.
 - The screen should be at a distance where your child can see clearly and easily without straining. The top of the screen should be slightly lower than eye level.
 - The keyboard should be positioned at a distance where elbows are close to your child's body and their shoulders should be relaxed.
 - The mouse should be placed directly next to the keyboard.
- ☐ Are their most frequently used items within easy reach from a seated position?

Framework for Remote Learning – Kindergarten

You will need access to a digital device and help from a parent/carer to complete the following activities.

Unit 4	Monday 2/8/21	Tuesday 3/8/21	Wednesday 4/8/21	Thursday 5/8/21	Friday 6/8/21
Home Task	What is the weather like today?	Play a game with someone in your family.	Ring a friend.	Listen to how many birds you can hear in your garden.	Help mum or dad make lunch.
English	<p>Phonological Awareness Visit the Google Classroom and practise your phonological awareness with Mrs Thompson.</p> <p>Sound Practice Visit the Google Classroom and practise your sounds with Mrs Patrick.</p> <p>Reading Select a simple book from the Reading Eggs Library. Look at the pictures, the cover and the title and discuss with someone in your family what you think the book is going to be about. Draw what you think the book will be about. Ask a family member to read the book to you.</p> <p>Writing Today you will be writing about something you did on the weekend that was different? Draw a picture of something you did on the weekend. Talk to someone</p>	<p>Phonological Awareness Visit the Google Classroom and practise your phonological awareness with Mrs Thompson.</p> <p>Sound Practice Visit the Google Classroom and practise your sounds with Mrs Patrick.</p> <p>Tricky Words Visit the Google Classroom and watch Mrs Patrick's Tricky Word videos. Watch the Blue Tricky Word video, then each one up to the words you are currently learning. Practise your Tricky Words by reading and writing each one. Keep practising them each day. All the Tricky Words are at the end of the booklet so continue your learning. If you know all your Tricky Words, start learning to spell each set.</p>	<p>Phonological Awareness Visit the Google Classroom and practise your phonological awareness with Mrs Thompson.</p> <p>Sound Practice Visit the Google Classroom and practise your sounds with Mrs Patrick.</p> <p>Spelling Copy out your spelling words. Read and trace your spelling words and draw a matching picture in the box.</p> <p>Reading Complete one Reading Eggs lesson.</p> <p>Read your selected simple book from the Reading Eggs Library. Read the book with an adult who will help you to point to the words using your Pointy Parrot and use Stretchy</p>	<p>Phonological Awareness Visit the Google Classroom and practise your phonological awareness with Mrs Thompson.</p> <p>Sound Practice Visit the Google Classroom and practise your sounds with Mrs Patrick.</p> <p>Spelling Read and write your spelling words in different colours.</p> <p>Reading Complete one Reading Eggs lesson.</p> <p>Read your selected simple book from the Reading Eggs Library. Read the book with an adult who will help you to point to the words using your Pointy Parrot and use Stretchy Snake to sound any words out you may be unsure of. Remember to use your Eagle Eyes to look at the</p>	<p>Phonological Awareness Visit the Google Classroom and practise your phonological awareness with Mrs Thompson.</p> <p>Sound Practice Visit the Google Classroom and practise your sounds with Mrs Patrick. Fill out the sound sheet in the booklet.</p> <p>Spelling Practise the sound 'ee' by writing some words that have 'ee' in them and reading some 'ee' words on the worksheet.</p> <p>Reading Go to Fast Phonics on the Reading Eggs website and work through the next lesson.</p> <p>Writing Think about everything you know about sheep. Have you learnt anything new from looking at <u>Pete the</u></p>



about your picture. **Write** one or two sentences about something you did on the weekend. Remember to start your sentences with a capital letter and finish each one with a full stop. Use finger spaces between each word and use your neatest writing. Use the Tricky Word and sound sheets at the back of your booklet to help you write the words. Try to stretch out the sounds in words yourself - what is the first sound in your word, what is the middle sound, what is the end sound. **Share** your story to someone in your family.



Take a photo of your weekend recount and post in the Google Classroom to share with your classmates.

Reading

Visit the Reading Eggs Website and complete one Reading Eggs lesson.

Read your selected simple book from the Reading Eggs Library. Read the book with an adult who will help you to point to the words using your Pointy Parrot and use Stretchy Snake to sound any words out you may be unsure of. Remember to use your Eagle Eyes to look at the pictures to help you. Have a go at reading it yourself and then read it to your pet or favourite toy too. Tell someone what happened in your own words.

Writing

Visit Google Classroom and listen to Pete the Sheep by Jackie French and Bruce Whatley read by Miss Antonelli. You can also listen to the book being read on Youtube: <https://www.youtube.com/watch?v=W6fOjnzlvVo>

Find the sheep word bank at the back of this booklet. Have a look at it, colour in the pictures and use it this

Snake to sound any words out you may be unsure of. Remember to use your Eagle Eyes to look at the pictures to help you. Have a go at reading it yourself and then read it to your pet or favourite toy too. Talk to a family member about your favourite part of the story. You can draw a picture of your favourite part and write some sentences too.

Writing

Listen to Pete the Sheep again. Think of the things that happened in the story. **Draw** and label one of the things that happened. **Talk** to somebody about your picture. **Write** at least one sentence to go with your picture. Start with a capital letter and end with a full stop. Remember to stretch out the sounds and have a go writing by yourself. Use the sheep word bank, Tricky Word and sound page at the back of the booklet to help spell needed words. **Share** your story with someone in your family.

pictures to help you. Have a go at reading it yourself and then read it to your pet or favourite toy too. Write some Tricky Words you found in the text.

Writing

Listen to One More Sheep by Mij Kelly and Russell Ayto. You can see it on Youtube: <https://www.youtube.com/watch?v=ACWS4buGo88>


What was your favourite part of this story? **Draw** and label one of the things that happened. **Talk** to somebody about your picture. **Write** at least one sentence to go with your picture. Start with a capital letter and end with a full stop. Remember to stretch out the sounds and have a go writing by yourself. Use the sheep word bank, Tricky Word and sound page at the back of the booklet to help spell needed words. **Share** your story with someone in your family.

Sheep. One More Sheep and the sheep videos? **Draw** a picture of a sheep and label it. **Talk** to someone about your drawing and about all the facts you know about sheep. Now **write** some sentences about sheep, stating as many details that you now know about sheep. Remember to use capital letters, finger spaces and full stops. **Share** your story with someone in your family.




		<p>week to help you write your sentences.</p> <p>Draw and label a picture of Pete the sheep. Talk to your parent about your picture and what you are going to write. Write a simple sentence about Pete. Use the tricky word and sound word sheet at the back of the booklet to spell the tricky words and other words. Stretch out the sounds in the word yourself - what is the first sound in your word, what is the middle sound, what is the end sound. Use a finger space between every word.</p> <p>If you found this easy, try writing more sentences about what Pete and some of the things he did.</p> <p>Share your story with someone in your family.</p>			
Break					
Mathematics	<p>Mathematics Counting: Watch the Youtube link and practise counting backwards from 20-1 with Scratch Garden . https://www.youtube.com/watch?v=fS60rraBhz4</p> <p>Next, practise Subitise with</p>	<p>Mathematics Counting: Watch the Youtube link and practise counting backwards from 20-1 with Scratch Garden . https://www.youtube.com/watch?v=fS60rraBhz4</p> <p>Next, practise Subitise with</p>	<p>Mathematics Counting: Watch the Youtube link and practise counting backwards from 20-1 with Scratch Garden . https://www.youtube.com/watch?v=fS60rraBhz4</p> <p>Next, practise Subitise</p>	<p>Mathematics Counting: Watch the Youtube link and practise counting backwards from 20-1 with Scratch Garden . https://www.youtube.com/watch?v=fS60rraBhz4</p> <p>Next, practise Subitise with</p>	<p>Mathematics Counting: Watch the Youtube link and practise counting backwards from 20-1 with Scratch Garden . https://www.youtube.com/watch?v=fS60rraBhz4</p> <p>Next, practise Subitise with</p>





<p>a Pirate - Harry Kindergarten Music https://www.youtube.com/watch?v=1L8bIDeW5co. Remember to say the number instantly without counting the objects.</p> <p>Watch the Youtube link and Practise counting from 1-120 and exercise with Jack Hartmann. https://www.youtube.com/watch?v=MA9BhxGwGMS</p> <p>TENS Time: Sing along to the song Part of Me - Numberblocks https://www.youtube.com/watch?v=gy20h-a4NMo Watch the TENS Time activity posted on the Google Classroom by Mrs Thompson. Make and record the number combinations for a number between 2-10.</p> <p>Number: Friends of 10</p> <p>Listen to Friends of 10 song: https://www.youtube.com/watch?v=QS5w8LRnnp0 Play the Fuzz Bugs game: https://www.abcya.com/games/fuzz_bugs_number_bonds</p>	<p>a Pirate - Harry Kindergarten Music https://www.youtube.com/watch?v=1L8bIDeW5co. Remember to say the number instantly without counting the objects.</p> <p>Watch the Youtube link and Practise counting from 1-120 and exercise with Jack Hartmann. https://www.youtube.com/watch?v=MA9BhxGwGMS</p> <p>TENS Time: Sing along to the song Part of Me - Numberblocks https://www.youtube.com/watch?v=gy20h-a4NMo If you need to watch the TENS Time activity posted on the Google Classroom by Mrs Thompson. Make and record the number combinations for a number between 2-10.</p> <p> Take a photo of your number combinations and post in the Google Classroom to share with your classmates.</p>	<p>with a Pirate - Harry Kindergarten Music https://www.youtube.com/watch?v=1L8bIDeW5co. Remember to say the number instantly without counting the objects.</p> <p>Watch the Youtube link and Practise counting from 1-120 and exercise with Jack Hartmann. https://www.youtube.com/watch?v=MA9BhxGwGMS</p> <p>TENS Time: Sing along to the song Part of Me - Numberblocks https://www.youtube.com/watch?v=gy20h-a4NMo If you need to watch the TENS Time activity posted on the Google Classroom by Mrs Thompson. Make and record the number combinations for a number between 2-10.</p> <p>Number: Practise writing the number 15. Colour in 15 frogs and draw 15 flowers.</p> <p>Mathletics: Visit the Mathletics Website. Complete 2</p>	<p>a Pirate - Harry Kindergarten Music https://www.youtube.com/watch?v=1L8bIDeW5co. Remember to say the number instantly without counting the objects.</p> <p>Watch the Youtube link and Practise counting from 1-120 and exercise with Jack Hartmann. https://www.youtube.com/watch?v=MA9BhxGwGMS</p> <p>TENS Time: Sing along to the song Part of Me - Numberblocks https://www.youtube.com/watch?v=gy20h-a4NMo If you need to watch the TENS Time activity posted on the Google Classroom by Mrs Thompson. Make and record the number combinations for a number between 2-10.</p> <p>Shapes: Introduction Activity:</p> <p>Play the Shape Monster Game: https://www.topmarks.co.uk/early-years/shape-monsters Explore the outside area around your house, and find some objects that</p>	<p>a Pirate - Harry Kindergarten Music https://www.youtube.com/watch?v=1L8bIDeW5co. Remember to say the number instantly without counting the objects.</p> <p>Watch the Youtube link and Practise counting from 1-120 and exercise with Jack Hartmann. https://www.youtube.com/watch?v=MA9BhxGwGMS</p> <p>TENS Time: Sing along to the song Part of Me - Numberblocks https://www.youtube.com/watch?v=gy20h-a4NMo If you need to watch the TENS Time activity posted on the Google Classroom by Mrs Thompson. Make and record the number combinations for a number between 2-10.</p> <p>Comparing Capacity:</p> <p>Watch Mr Burke's video on capacity and filling containers with water.</p> <p>Find 3 different sized containers in your house. Fill each container with</p>
---	---	--	---	---



	<p>Cut out two sets of number cards (0 - 10) provided in the booklet. Match each number, with their friend of 10.</p> <p>For a challenge, match three numbers that add up to 20.</p> <p>Mathletics: Visit the Mathletics Website. Complete 2 Mathletics tasks set for you by your classroom teacher.</p>	<p>Patterns: Play the Shape Monster Truck game: https://www.abcya.com/games/shape_patterns Using the Pattern 1 box in the worksheet provided, draw some farm animals to create a two animal pattern.</p> <p>Create a different pattern in box 2.</p> <p>In pattern 3 box, create a pattern using 3 or 4 different farm animals.</p> <p>Mathletics: Visit the Mathletics Website. Complete 2 Mathletics tasks set for you by your classroom teacher.</p>	<p>Mathletics tasks set for you by your classroom teacher.</p>	<p>have some different shapes. Using these objects, make a pattern on the ground.</p> <p>See if you can make another pattern using the same shapes you found outside.</p> <p>Mathletics: Visit the Mathletics Website. Complete 2 Mathletics tasks set for you by your classroom teacher.</p>	<p>water and see which holds the most water.</p>  <p>Take a photo of your 3 containers and post in the Google Classroom to share with your classmates.</p> <p>Use the worksheet to complete your capacity sentence.</p> <p>See how many times you can fill the biggest container, using the smaller container.</p> <p>Mathletics: Visit the Mathletics Website. Complete 2 Mathletics tasks set for you by your classroom teacher.</p>
Break					
Other Areas	<p>Science <u>How do we change cream into butter?</u> Watch the two YouTube links about how to make butter: https://www.youtube.com/watch?v=Wt_RG42N3GM https://www.youtube.com/watch?v=M0Jc4sP0BE</p>	<p>Geography <u>My Home</u> Watch the YouTube link This is Our House written by Michael Rosen. https://www.youtube.com/watch?v=wf_n6yjr9T0 Talk to someone about why your house is special and why it is for all</p>	<p>Aboriginal Children's Day <u>Nature Bracelet</u> Children's Day is a time Aboriginal and Torres Strait Islander families and communities and all Australians, celebrate the strengths and culture of our children.</p>	<p>Physical Education <u>Olympics</u> Watch Miss Kinnish's video about Archery. Make a target and practise your throwing skills. Practise with a family member and see who can get the highest score.</p>	<p>Music <u>Music with the Opera House</u> Watch the Opera House video about a boy named George who visits the orchestra. https://www.youtube.com/watch?v=M0Jc4sP0BE</p>



<p>/watch?v=e1LYWF8T8g0</p> <p>Draw the changes in your unit workbook of how cream changes from a liquid to semi-solid and then (whipped cream) to a solid (butter).</p> <p><u>Living Things - Sheep</u> Watch the Youtube link to see sheep grazing in the field https://www.youtube.com/watch?v=vK3KsFd2YnQ</p> <p>Label the picture of the sheep in your booklet.</p> <p>Optional Extension Task: Make your own butter You will need: Mum or dad's help</p> <ul style="list-style-type: none"> • bowl and whisk or jar • cream <p>Make your own butter by pouring cream in a jar and shaking or whisking in a bowl. You will need mum and dad to help you. Use your butter on bread, pancakes, toast or even make fairy bread.</p>	<p>members of your family.</p> <p>Draw a picture of your home or take a photo of it. Label some features of your home such as windows, garage, carport, letter box, front door, verandah, roof, etc. If you prefer you could make a house like George did in the story with boxes and other materials to represent your house.</p> <p>Practice saying your address to a family member. (Knowing our address is great if we get lost and need help from a trusted adult, like the police. We never share our address with strangers.)</p>	<p>Follow the step by step instructions to create your own Nature Bracelet.</p> <p> Take a photo and post in the Google Classroom to share with your classmates.</p>	<p> Take a photo and post in the Google Classroom to share with your classmates.</p>	<p>Draw a picture of the different instruments from the video under the headings.</p> <p>Watch some of the opening ceremony from the Tokyo Olympics and look for some of the musical instruments that you can now name.</p>
--	--	---	---	---



Monday Unit 4 2/8.21: English - PAw time and Sounds

I did my PAw time with Mrs Thompson on Google Classroom

😊 ☐ tick

I practised my sounds with Mrs Patrick on Google Classroom

😊 ☐ tick

Monday: English - Reading

Title of the book I'm reading from the Reading Eggs Library:

My Prediction - Draw what you think the book will be about:

Monday Unit 4 2/8/21: English - Writing - Recount



Draw and label something you did on the weekend. Include lots of detail.

Write a sentence (or two or more sentences) about something you did on the weekend. Please focus on sounding out words you need to write and use your best handwriting. You can start with **On the weekend,**

Tick the face to show how well you could sound out the words and write them on your own

☐

I could sound out and write words

☐

I'm learning to write my words

☐

I needed help



Monday Unit 4 2/8/21: Mathematics

Counting

I completed the counting songs: 20 -1 😊 ☐ Subitising 😊 ☐ 1-120 😊 ☐

TENS Time

Sing along to the song Part of Me - Numberblocks

<https://www.youtube.com/watch?v=gy20h-a4NMo>

Watch the TENS Time activity posted on the Google Classroom by Mrs Thompson.

Make and record the number combinations for a number between 2-10 below.

Tick the face to show how well you could take away numbers from ten.

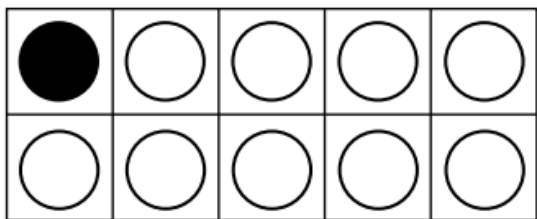
😊 ☐ I could make combinations for a number between 2-10

😐 ☐ I'm learning to make combinations for a number between 2-10

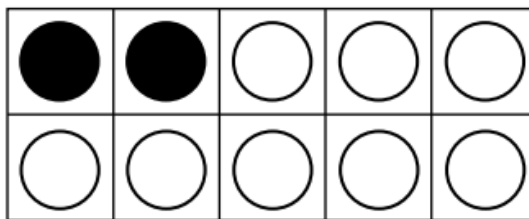
😞 ☐ I needed help

Making 10


1/2




$$1 + \square = 10$$




$$2 + \square = 10$$




$$3 + \square = 10$$



$$4 + \square = 10$$



$$5 + \square = 10$$



$$6 + \square = 10$$

Making 10

1/2

$$1 + \square = 10$$

$$2 + \square = 10$$

$$3 + \square = 10$$

$$4 + \square = 10$$

$$5 + \square = 10$$

$$6 + \square = 10$$

Tick the face to show how well you understand making 10.

☐

I understand making 10 well

☐



I'm learning about making 10

☐


I needed help

I completed my Mathematics tasks

☐









8

8

6

6

10

10



Monday Unit 4 2/8/21 - Science - How does milk get to the farm?

Instructions: After watching the two YouTube videos on how to make butter, draw a picture to show how the liquid cream changed into the solid butter.

I watched the videos about making butter 😊 ☐ tick

1

2

3

cream

liquid



whipped cream

semi-solid



butter

solid



Tick the face to show how well you understand how liquid cream changes to a solid

☐

I understand how cream changes to a solid

☐

I'm learning about how cream changes to a solid


Monday Unit 4 2/8/21 - Science

Colour and label the picture of the sheep - draw a line to the word and sheep body part or draw your own arrows and write the words yourself.

eye

tail

ear



wool

hoof

ear

Tick the face to show how well you could label the sheep:

☐

I could label the sheep

☐

I could label some parts of the sheep

☐

I needed help

Tuesday Unit 4 3/8/21: English - PAw time and Sounds

I did my PAw time with Mrs Thompson on Google Classroom

😊 ☐ tick

I practised my sounds with Mrs Patrick on Google Classroom

😊 ☐ tick

Read and write the Tricky Words

Tricky Words	Tick if you can read them	Write the Tricky Words
was		
are		
all		
you		
your		
come		
some		
said		
here		
there		
they		
my		
one		
by		
like		
have		

Tick the face to show how well you know your Tricky Words

☐

I know most of my Tricky Words

☐

I know some of my Tricky Words

☐

I needed help


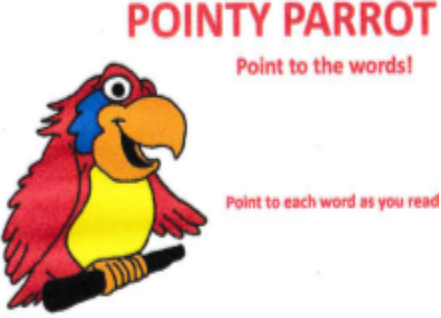




Tuesday Unit 4/8/21: English - Reading

I completed the Reading Eggs lesson 😊 ☐ Lesson Number _____

Title of the book I'm reading from the Reading Eggs Library

Checklist

	<p>I read the book 3 times.</p> <p>😊 <input type="checkbox"/></p>		<p>I used my eagle eyes to look at the pictures to help me read.</p> <p>😊 <input type="checkbox"/></p>
	<p>I used my pointy parrot to point to the words as I read.</p> <p>😊 <input type="checkbox"/></p>		<p>I used stretchy snake to sound out the words I wasn't sure how to read.</p> <p>😊 <input type="checkbox"/></p>
	<p>I could retell the story.</p> <p>😊 <input type="checkbox"/></p>		

Tuesday Unit 4 3/8/21: English -Writing - Pete the Sheep

Draw and label a picture of Pete. Use the word bank at the end of the booklet to help you.

Now write at least one sentence about your picture.

Tick the face to show how well you could sound out the words and write them on your own

☐

I could sound and write words

☐

I'm learning to sound and write my words

☐

I needed help

Tuesday Unit 4 3/8/21 : Mathematics

Counting

I completed the counting songs: 20 -1 😊 ☐ Subitising 😊 ☐ 1-120 😊 ☐

TENS Time

Sing along to the song Part of Me - Numberblocks

<https://www.youtube.com/watch?v=gy20h-a4NMo>

Watch the TENS Time activity posted on the Google Classroom by Mrs Thompson.



Make and record the number combinations for a number between 2-10 below.

Tick the face to show how well you could take away numbers from ten.

😊 ☐ I could make combinations for a number between 2-10

😐 ☐ I'm learning to make combinations for a number between 2-10

😞 ☐ I needed help

Tuesday Unit 4 3/8/21: Mathematics - Patterns and Algebra - Patterns
Animal Patterns:

Pattern 1:

Pattern 2:

Pattern 3:

Tick the face to show how well you understand patterns.

☐

I understand patterns well

☐

I'm learning about patterns

☐

I needed help

I completed my Mathematics tasks

☐

Tuesday Unit 4 3/8/21: Geography

- Please draw and label some of the special features of your home:

window, letterbox, front door, lights, steps, path, bricks/wood/render,
roof, garage, roof, veranda.

I practiced saying my address with a parent or carer : 😊 ☐

Tick the right face to show if you could tell parent or carer your address:

☐

I know my address

☐

I know part of my address

☐

I needed help

Wednesday Unit 3 4/8/21: English - PAw time and Sounds

I did my PAw time with Mrs Thompson on Google Classroom

😊 ☐ tick

I practised my sounds with Mrs Patrick on Google Classroom

😊 ☐ tick

Wednesday: English - Spelling

Read, trace and draw pictures of your spelling words:

it	dog	hat
cut	bed	sheep
sleep	feed	tree

Tick the face to show how well you could read your spelling words

😊 ☐ I could read most of my spelling words 😐 ☐ I could read some of my spelling words 😞 ☐ I needed help

Wednesday Unit 4 4/8/21: English - Reading





I completed the Reading Eggs lesson 😊 ☐ Lesson Number _____

Title of the book I'm reading from the Reading Eggs Library

My favourite part of the story:

Draw your favourite part of the story. You can write a sentence too:

Checklist

	I read the book 3 times. 😊 <input type="checkbox"/>	 EAGLE EYE Look at the Pictures! Look at the pictures for clues.	I used my eagle eyes to look at the pictures to help me read. 😊 <input type="checkbox"/>
 POINTY PARROT Point to the words! Point to each word as you read	I used my pointy parrot to point to the words as I read. 😊 <input type="checkbox"/>	 STRETCHY SNAKE Stretch it out! Stretch the word out slowly. Put the sounds together.	I used stretchy snake to sound out the words I wasn't sure how to read. 😊 <input type="checkbox"/>

Wednesday Unit 4 4/8/21 : English - Writing

Think about the book, Pete the Sheep. Draw and label something interesting that happened in the story. Use the word bank at the end of the booklet to help you.

Write some sentences about the event you chose to draw.

Tick the face to show how well you could sound out the words and write them on your
own 😊 ☐ I could sound out and write words 😐 ☐ I'm learning to write my words 😞 ☐ I needed help

Wednesday 4 4/8/21: Mathematics

Counting

I completed the counting songs: 20 -1 😊 ☐ Subitising 😊 ☐ 1-120 😊 ☐

TENS Time

Sing along to the song Part of Me - Numberblocks

<https://www.youtube.com/watch?v=gy20h-a4NMo>

Watch the TENS Time activity posted on the Google Classroom by Mrs Thompson.

Make and record the number combinations for a number between 2-10 below.

Tick the face to show how well you could take away numbers from ten.

😊 ☐ I could make combinations for a number between 2-10

😐 ☐ I'm learning to make combinations for a number between 2-10

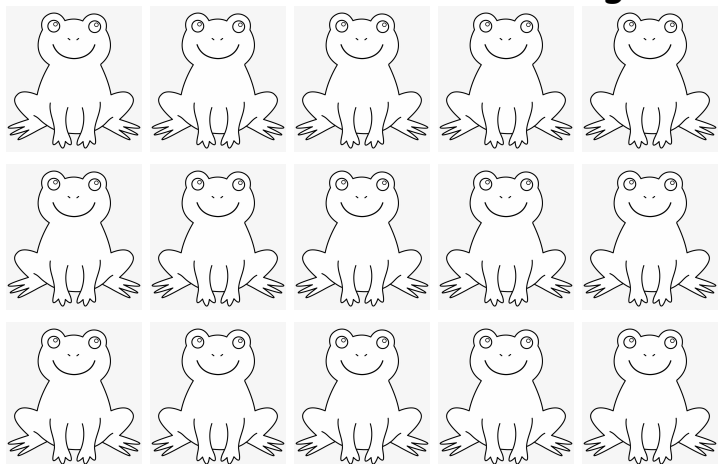
😞 ☐ I needed help

Wednesday Unit 4 4/8/21: Mathematics - Number

Practise writing the number 15.

15				

Count and colour in 15 frogs.






Draw 15 flowers.

Write the numbers that come before and after 15

Before		After
	15	

Tick the face to show how well you know the number 15

 ☐ I knew the number 15 well  ☐ I'm still learning the number 15  ☐ I'm finding it hard

I completed my Mathematics task  ☐



Nature Bracelet

Today is Children's Day. Children's Day is a time Aboriginal and Torres Strait Islander families and communities and all Australians, celebrate the strengths and culture of our children.



Follow the step by step instructions to create your own Nature Bracelet.

Materials Needed:

- Assorted leaves
- Flowers
- Sticks
- Seeds
- Stapler
- Cardboard
- Glue

Step 1.

Collect natural items from the garden to create your nature bracelet.

Step 2.

Cut the cardboard into a 10 cm long thin strip.

Step 3.

Decorate the strip of cardboard by gluing nature items you found from the garden

Step 4.

Ask an adult to help you wrap the strip around your wrist to create a bracelet, remove and staple it together.

Tick the face to show how you created your bracelet

☐

I could make my nature bracelet

☐

I needed some helping making my nature bracelet

☐

I needed a lot of help making my nature bracelet

Thursday Unit 4 5/8/21: English - PAw time and Sounds

I did my PAw time with Mrs Thompson on Google Classroom

😊 ☐ tick

I practised my sounds with Mrs Patrick on Google Classroom

😊 ☐ tick

Thursday: English - Spelling

Read and write the spelling words using lots of coloured pencils:

Read (tick the words you can read)	Write(tick the words you can spell)	Write(tick the words you can spell)
at		
it		
dog		
hat		
cut		
bed		
Extension Work	Extension Work	Extension Work
sheep		
sleep		
feed		
tree		

Tick the face to show how well you know your spelling words





😊 ☐ I can spell many of my spelling words 😐 ☐ I can spell a few of my spelling words 😞 ☐ I needed help

Thursday Unit 4 5/8/21: English - Reading

I completed the Reading Eggs lesson 😊 ☐ Lesson Number _____

Title of the book I'm reading from the Reading Eggs Library _____

Checklist

	I read the book 3 times. 😊 <input type="checkbox"/>	 EAGLE EYE Look at the Pictures! Look at the pictures for clues.	I used my eagle eyes to look at the pictures to help me read. 😊 <input type="checkbox"/>
 POINTY PARROT Point to the words! Point to each word as you read	I used my pointy parrot to point to the words as I read. 😊 <input type="checkbox"/>	 STRETCHY SNAKE Stretch it out! Stretch the word out slowly. Put the sounds together.	I used stretchy snake to sound out the words I wasn't sure how to read. 😊 <input type="checkbox"/>

Write some Tricky Words from your book below:

Thursday Unit 4 5/8/21: Writing - One More Sheep

Think about the book, One more sheep. Draw and label your favourite part of the story. Use the word bank at the end of the booklet to help you.



Write about your favourite part of the story.



Tick the face to show how well you could sound out the words and write them on your

own

☐

I could sound out and write words

☐

I'm learning to write my words

☐

I needed help



Thursday Unit 4 5/8/21: Mathematics

Counting

I completed the counting songs: 20 -1 😊 ☐ Subitising 😊 ☐ 1-120 😊 ☐

TENS Time

Sing along to the song Part of Me - Numberblocks

<https://www.youtube.com/watch?v=gy20h-a4NMo>

Watch the TENS Time activity posted on the Google Classroom by Mrs Thompson.

Make and record the number combinations for a number between 2-10 below.

Tick the face to show how well you could take away numbers from ten.

😊 ☐ I could make combinations for a number between 2-10

😐 ☐ I'm learning to make combinations for a number between 2-10

😞 ☐ I needed help




Thursday Unit 4 5/8/21: Mathematics - Two Dimensional Space

Play the Shape Monster Game:

<https://www.topmarks.co.uk/early-years/shape-monsters>

Explore the outside area around your house, and find some objects that have some different shapes. Using these objects, make a pattern on the ground. Draw a picture of your pattern in the box.

Tick the face to show how well you knew shapes.

 ☐ I know different shapes  ☐ I'm still learning different shapes  ☐ I needed help

I completed my Mathletics task  ☐

Thursday Unit 4 5/8/21 - Physical Education - Olympics



I watched Miss Kinnish's Archery video on Google Classroom 😊 ☐

Watch Miss Kinnish's Archery video on Google Classroom. Make a target and practise your throwing skills.

For this activity you'll need to use a household object as your throwing device. This could be a handball, kitchen sponge or even an old piece of fruit!

In addition, you'll also need some targets to aim at. You could use chalk, paper or even hula hoops.



Tick the face to show how well you threw at a target

☐

I could hit a target

☐

I could hit the target sometimes

☐

I needed help

Friday Unit 4 6/8/21: English - PAw time and Sounds

I did my PAw time with Mrs Thompson on Google Classroom

😊 ☐ tick

I practised my sounds with Mrs Patrick on Google Classroom

😊 ☐ tick

Some sounds I could say easily:

Some sounds I needed help with:

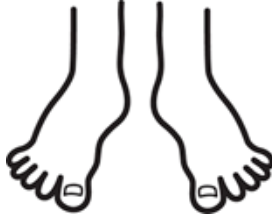
Friday Unit 4 6/8/21: English - Sounds

Trace the following **ee** sounds:
















ee ee ee ee ee

Write it:

Sound out the words below:



Read the words by sounding them out, say them 3 times:
Colour in the bubbles as you read them.

see	  	weed	  	teeth	  
jeep	  	green	  	queen	  

Tick the face to show how well you know the sound or

☐

I knew the or sound well

☐

I'm still learning the or sound

☐

I needed help

Friday: English - Reading


I completed the Fast Phonics lesson  ☐ Lesson Number _____

Friday Unit 4 6/8/21: Writing

Draw a picture of a sheep and label it.



Write down as many facts about sheep that you know. Remember to use full sentences.



Tick the face to show how well you could sound out the words and write them on your

own  ☐ I could sound out and write words  ☐ I'm learning to write my words  ☐ I needed help

Friday Unit 4 6/8/21: Mathematics

Counting

I completed the counting songs: 20 -1 😊 ☐ Subitising 😊 ☐ 1-120 😊 ☐

TENS Time

Sing along to the song Part of Me - Numberblocks

<https://www.youtube.com/watch?v=gy20h-a4NMo>

Watch the TENS Time activity posted on the Google Classroom by Mrs Thompson.

Make and record the number combinations for a number between 2-10 below.

Tick the face to show how well you could take away numbers from ten.

😊 ☐ I could make combinations for a number between 2-10

😐 ☐ I'm learning to make combinations for a number between 2-10

😞 ☐ I needed help

Friday Unit 4 6/8/21: Mathematics - Volume and Capacity




Watch Mr Burke's video on capacity. Find three containers in your house of different sizes. Fill all of the containers to see which has the most capacity. Draw a picture of your containers in the box. Complete the sentences below using more or less capacity.


The _____ has _____ capacity than the _____ container.

The _____ has _____ capacity than the _____ container.

Tick the face to show how well you found capacity.

 ☐ I knew which containers held the most and least water


 ☐ I knew the container that had most or least water

 ☐ I needed help

I completed my Mathletics tasks  ☐

Friday Unit 4 6/8/21: Creative Arts

Music with the Opera House

I watch the George's Opera House video  ☐ tick

Draw a picture of the different instruments from the video under the headings.

conductor	violin	clarinet
trumpet	Glockenspiel (xylophone)	timpani (drums)

Tick the face to show how well you can identify instruments of the orchestra.

☐

I can identify lots of musical instruments

☐

I can identify some musical instruments

☐

I needed help

Student and Parent Reflection:

Student

I am happy with the amount of work I completed

☐

I know I did my best

☐

I am learning to work at home

☐

I found it hard

Ask Mum or Dad to write for you:

What did I enjoy most in this unit of work?

What did I need help with?

Parent

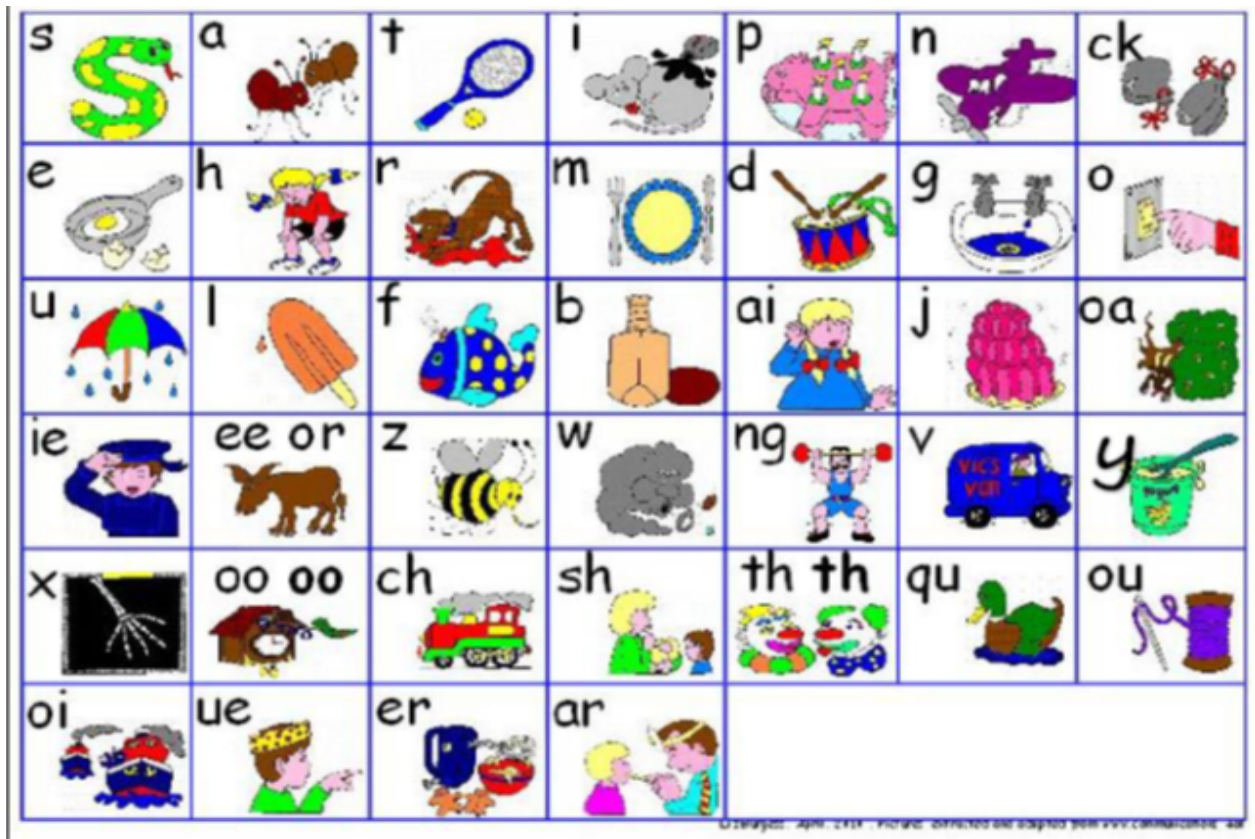
I was happy with the amount of work completed by my child: _____

Any comments or queries?

Teacher's Response



Sounds and Tricky Words



BLUE	YELLOW	RED	GREEN	PINK	BROWN
I	you	one	why	saw	once
the	your	by	where	put	upon
he	come	like	who	could	always
she	some	have	which	should	also
me	said	live	any	would	of
we	here	give	many	right	eight
be	there	only	more	two	love
was	they	old	before	four	cover
to	go	little	other	goes	after
do	no	down	were	does	every
are	so	what	because	made	mother
all	my	when	want	their	father



Kindergarten Unit 5

Name: _____

Class: _____



Cambridge Gardens Public School

Google classroom username: _____@education.nsw.gov.au

Class code: **taxm4wj**

If you would like your child's user name (which goes at beginning of @education.nsw.gov.au and is usually your child's first and last name with a full stop in between and sometimes a number after the surname) and password please reply to the email sent regarding google classroom with your child's name and class and we will provide your child's details.

Please return this booklet on Monday to the Kindergarten box in the office, class teacher or if you are returning your work via email, the subject line must be **Miss Fry** only. You must include your child's name and class in the body of the email.



Learning environment checklist

In setting up this space the following should be considered:

- ☐ Is the area free of distraction?
- ☐ Is there excessive noise in the area?
- ☐ Are there trip hazards in the area?
- ☐ Is the area exposed to direct glare or reflections?
- ☐ Does the area have sufficient power points available?
- ☐ Is equipment (extension cords etc.) in good, safe, working condition?
- ☐ Is there a proper desk and chair and other necessary equipment (light, stationery and devices)?
- ☐ Is the chair adjusted correctly?
 - Feet should be flat on the floor and knees bent at right angles with thighs parallel to the floor.
 - The chair backrest should support the lower back and allow your child to sit upright.
 - The chair should move freely and not be restricted by hazards such as mats and power cords.
 - Chair arm rests should be removed or lowered when typing.
- ☐ Is the computer adjusted correctly?
 - The screen should be positioned directly in front of your child.
 - The screen should be at a distance where your child can see clearly and easily without straining. The top of the screen should be slightly lower than eye level.
 - The keyboard should be positioned at a distance where elbows are close to your child's body and their shoulders should be relaxed.
 - The mouse should be placed directly next to the keyboard.
- ☐ Are their most frequently used items within easy reach from a seated position?

Framework for Remote Learning – Kindergarten


You will need access to a digital device and help from a parent/carer to complete the following activities.

Unit 5	Monday 9/8/21	Tuesday 10/8/21	Wednesday 11/8/21	Thursday 12/8/21	Friday 13/8/21
Home Task	What is the weather like today?	Play a game with someone in your family.	Ring a friend.	Listen to how many birds you can hear in your garden.	Help mum or dad make lunch.
English	<p>Phonological Awareness Visit the Google Classroom and practise your phonological awareness with Mrs Thompson.</p> <p>Sound Practice Visit the Google Classroom and practise your sounds with Mrs Patrick.</p> <p>Reading Select a simple book from the Reading Eggs Library. Look at the pictures, the cover and the title and discuss with someone in your family what you think the book is going to be about. Draw what you think the book will be about. Ask a family member to read the book to you.</p> <p>Writing Today you will be writing about something you did on the weekend that was different? Draw a picture of something you did on the</p>	<p>Phonological Awareness Visit the Google Classroom and practise your phonological awareness with Mrs Thompson.</p> <p>Sound Practice Visit the Google Classroom and practise your sounds with Mrs Patrick.</p> <p>Tricky Words Visit the Google Classroom and watch Mrs Patrick's Tricky Word videos. Practise your Tricky Words by reading and writing each one. Keep practising all of them each day. All the Tricky Words are also at the end of the booklet so continue your learning. If you know all your Tricky Words, start learning to spell each set.</p> <p>Reading Visit the Reading Eggs Website and complete one</p>	<p>Phonological Awareness Visit the Google Classroom and practise your phonological awareness with Mrs Thompson.</p> <p>Sound Practice Visit the Google Classroom and practise your sounds with Mrs Patrick.</p> <p>Spelling Copy out your spelling words. Read and trace your spelling words and draw a matching picture in the box.</p> <p>Reading Complete one Reading Eggs lesson.</p> <p>Read your selected simple book from the Reading Eggs Library. Read the book with an adult who will help you to point to the words using your Pointy</p>	<p>Phonological Awareness Visit the Google Classroom and practise your phonological awareness with Mrs Thompson.</p> <p>Sound Practice Visit the Google Classroom and practise your sounds with Mrs Patrick.</p> <p>Spelling Read and write your spelling words in different colours.</p> <p>Reading Complete one Reading Eggs lesson.</p> <p>Read your selected simple book from the Reading Eggs Library. Read the book with an adult who will help you to point to the words using your Pointy Parrot and use Stretchy Snake to sound any words out you may be unsure of. Remember to use your</p>	<p>Phonological Awareness Visit the Google Classroom and practise your phonological awareness with Mrs Thompson.</p> <p>Sound Practice Visit the Google Classroom and practise your sounds with Mrs Patrick. Fill out the sound sheet in the booklet.</p> <p>Spelling Practise the sound 'ck' by writing some words that have 'ck' in them and reading some 'ck' words on the worksheet.</p> <p>Reading Go to Fast Phonics on the Reading Eggs website and work through the next lesson.</p>




<p>weekend. Talk to someone about your picture. Write one or two sentences about something you did on the weekend. Remember to start your sentences with a capital letter and finish each one with a full stop. Use finger spaces between each word and use your neatest writing. Use the Tricky Word and sound sheets at the back of your booklet to help you write the words. Try to stretch out the sounds in words yourself - what is the first sound in your word, what is the middle sound, what is the end sound. Share your story to someone in your family.</p>	<p>Reading Eggs lesson.</p> <p>Read your selected simple book from the Reading Eggs Library. Read the book with an adult who will help you to point to the words using your Pointy Parrot and use Stretchy Snake to sound any words out you may be unsure of. Remember to use your Eagle Eyes to look at the pictures to help you. Have a go at reading it yourself and then read it to your pet or favourite toy too. Tell someone what happened in your own words.</p> <p>Writing Listen to <u>Six Little Chicks</u> by Jez Alborough being read on Youtube: https://www.youtube.com/watch?v=FrRR7pV7RcA</p> <p>Find the chicken word bank at the back of this booklet. Have a look at it, colour in the pictures and use it this week to help you write your sentences. Draw and label a picture of the six little chicks. Talk to your parent about your</p>	<p>Parrot and use Stretchy Snake to sound any words out you may be unsure of. Remember to use your Eagle Eyes to look at the pictures to help you. Have a go at reading it yourself and then read it to your pet or favourite toy too. Talk to a family member about your favourite part of the story. You can draw a picture of your favourite part and write some sentences too.</p> <p>Writing Listen to <u>Six Little Chicks</u> again. Think of the things that happened in the story. Draw and label one of the things that happened. Talk to somebody about your picture. Write at least one sentence to go with your picture. Start with a capital letter and end with a full stop. Remember to stretch out the sounds and have a go writing by yourself. Use the chicken word bank, Tricky Word and sound page at the back of the booklet to help spell needed words. Share your story with someone in your family.</p>	<p>Eagle Eyes to look at the pictures to help you. Have a go at reading it yourself and then read it to your pet or favourite toy too. Write some Tricky Words you found in the text.</p> <p>Writing Listen to <u>Rosie's Walk</u> by Pat Hitchins on Youtube: https://www.youtube.com/watch?v=DjC2Db40dXA</p> <p>What was your favourite part of the story? Draw that part of that story and talk to someone about why this part was your favourite part. Write some sentences about this part of the story. Use the chicken word bank, Tricky Word and sound page at the back of the booklet to help you spell some words. Share your story with someone in your family.</p>	<p>Writing Think about everything you know about hens and chickens. Have you learnt anything new from looking at <u>Rosie's Walk</u>, <u>Six Little Chicks</u> and the chicken videos? Draw a picture of a hen and label it. Talk to someone about your drawing and about all the facts you know about hens and chickens. Now write some sentences about hens, stating as many details that you now know about hens. Remember to use capital letters, finger spaces and full stops. Share your story with someone in your family.</p>
---	--	---	---	--





		<p>picture and what you are going to write. Write a simple sentence about something that happened in the story. You might want to start with “ The first chick ...”</p> <p>Use the tricky word and sound word sheet at the back of the booklet to spell the tricky words and other words. Stretch out the sounds in the word yourself - what is the first sound in your word, what is the middle sound, what is the end sound. Use a finger space between every word.</p> <p>If you found this easy, try writing more sentences about what happened in the story.</p> <p>Share your story with someone in your family.</p>	 Place a photo of your writing on Google Classroom.		
Break					
Mathematics	<p>Mathematics Number Talks The Number of the Day is 5. Use the template and fill in the worksheet.</p> <p>Next, practise the subitising song. Remember to say the number instantly without counting the</p>	<p>Mathematics Number Talks The Number of the Day is 6. Use the template and fill in the worksheet.</p> <p>Next, practise the subitising song. Remember to say the number instantly without counting the objects.</p>	<p>Mathematics Number Talks The Number of the Day is 7. Use the template and fill in the worksheet.</p> <p>Next, practise the subitising song. Remember to say the number instantly without</p>	<p>Mathematics Number Talks The Number of the Day is 8. Use the template and fill in the worksheet.</p> <p>Next, practise the subitising song. Remember to say the number instantly without counting the</p>	<p>Mathematics Number Talks The Number of the Day is 9. Use the template and fill in the worksheet.</p> <p>Next, practise the subitising song. Remember to say the number instantly without counting the</p>





<p>objects. https://www.youtube.com/watch?v=nsScVF6Jo6A</p> <p>Watch the Youtube link and practise counting from 1-120 and exercise with DJ Count - Jack Hartmann. https://www.youtube.com/watch?v=mmOYyguZWM</p> <p>TENS Time: Watch the Stampoline Episode of Numberblocks https://www.youtube.com/watch?v=IDe5ec1ygGg</p> <p>Watch the link below and answer the following questions to create your own Stampolines https://sites.google.com/education.nsw.gov.au/get-mathematical-early-stage-1/targeted-teaching/numberblocks-stampolines-follow-up</p> <p>1.What are all the different shapes Five could make playing Stampolines?</p> <p>2.Can you come up with at least 5 different ways? Record your drawings in the box provided in your booklet.</p> <p> Post a picture of your stampolines on</p>	<p>https://www.youtube.com/watch?v=nsScVF6Jo6A</p> <p>Watch the Youtube link and practise counting from 1-120 and exercise with DJ Count - Jack Hartmann. https://www.youtube.com/watch?v=mmOYyguZWM</p> <p>TENS Time: Watch the Stampoline Episode of Numberblocks https://www.youtube.com/watch?v=IDe5ec1ygGg</p> <p>Watch the link below and answer the following questions to create your own Stampolines https://sites.google.com/education.nsw.gov.au/get-mathematical-early-stage-1/targeted-teaching/numberblocks-stampolines-follow-up</p> <p>1.What are all the different shapes Six could make playing Stampolines?</p> <p>2.Can you come up with at least 5 different ways?</p> <p>Record your drawings in the box provided in your booklet.</p> <p>Patterns and Algebra:</p>	<p>counting the objects. https://www.youtube.com/watch?v=nsScVF6Jo6A</p> <p>Watch the Youtube link and practise counting from 1-120 and exercise with DJ Count - Jack Hartmann. https://www.youtube.com/watch?v=mmOYyguZWM</p> <p>TENS Time: Watch the Stampoline Episode of Numberblocks https://www.youtube.com/watch?v=IDe5ec1ygGg</p> <p>Watch the link below and answer the following questions to create your own Stampolines https://sites.google.com/education.nsw.gov.au/get-mathematical-early-stage-1/targeted-teaching/numberblocks-stampolines-follow-up</p> <p>1.What are all the different shapes Seven could make playing Stampolines?</p> <p>2.Can you come up with at least 5 different ways?</p> <p>Record your drawings in the box provided in your booklet.</p>	<p>objects. https://www.youtube.com/watch?v=nsScVF6Jo6A</p> <p>Watch the Youtube link and practise counting from 1-120 and exercise with DJ Count - Jack Hartmann. https://www.youtube.com/watch?v=mmOYyguZWM</p> <p>TENS Time: Watch the Stampoline Episode of Numberblocks https://www.youtube.com/watch?v=IDe5ec1ygGg</p> <p>Watch the link below and answer the following questions to create your own Stampolines https://sites.google.com/education.nsw.gov.au/get-mathematical-early-stage-1/targeted-teaching/numberblocks-stampolines-follow-up</p> <p>1.What are all the different shapes Eight could make playing Stampolines?</p> <p>2.Can you come up with at least 5 different ways?</p> <p>Record your drawings in the box provided in your booklet.</p>	<p>objects. https://www.youtube.com/watch?v=nsScVF6Jo6A</p> <p>Watch the Youtube link and practise counting from 1-120 and exercise with DJ Count - Jack Hartmann. https://www.youtube.com/watch?v=mmOYyguZWM</p> <p>TENS Time: Watch the Stampoline Episode of Numberblocks https://www.youtube.com/watch?v=IDe5ec1ygGg</p> <p>Watch the link below and answer the following questions to create your own Stampolines https://sites.google.com/education.nsw.gov.au/get-mathematical-early-stage-1/targeted-teaching/numberblocks-stampolines-follow-up</p> <p>1.What are all the different shapes Nine could make playing Stampolines?</p> <p>2.Can you come up with at least 5 different ways?</p> <p>Record your drawings in the box provided in your booklet.</p>
--	--	---	--	---



	<p>Google Classroom.</p> <p>Dice Addition Watch the Number Blocks Addition Mission Video on Youtube: https://www.youtube.com/watch?v=C6KDz2mAn9o</p> <p>Play the dice addition game : https://www.abcya.com/games/sum_of_all_dice</p> <p>Use a dice or make your own (Digital - Multiple dice or larger number dice) https://freeonlinedice.com/</p> <p>Roll your dice 2 times and add the sums together.</p> <p>Students will complete addition worksheet. (blank roll and write)</p> <p>Use 3 dice as a challenge.</p> <p>Mathletics: Visit the Mathletics Website. Complete 2 Mathletics tasks set for you by your classroom teacher.</p>	<p><u>Jelly Bean Patterns</u></p> <p>Play the Shape Pattern game: https://www.topmarks.co.uk/ordering-and-sequencing/shape-patterns</p> <p>For a challenge try this Multiple Choice Pattern Quiz https://www.math4children.com/new%20quizzes/Kindergarten/Patterns/complete-patterns.html</p> <p>Using the worksheet in the booklet and some lollies, create a two pattern on the first 2 boxes.</p> <p>To push yourself, create a three or four pattern in the third box.</p> <p> Post a picture on Goggle Classroom.</p> <p>Mathletics: Visit the Mathletics Website. Complete 2 Mathletics tasks set for you by your classroom teacher.</p>	<p><u>Number:</u> Practise writing the number 19. Colour in 19 medals and draw 19 trophies.</p> <p>Mathletics: Visit the Mathletics Website. Complete 2 Mathletics tasks set for you by your classroom teacher.</p>	<p><u>Measurement: 2D Shapes Introduction Activity:</u></p> <p>Play the Shape Geometry Game: https://www.abcya.com/games/shapes_geometry_game</p> <p>Using a piece of string (shoelace, dog lead, cooking string etc) create a loop and create some different shapes.</p> <p> Post a picture of your string shapes on Google Classroom.</p> <p>Name the shapes in the booklet.</p> <p>Try and create some other shapes that are not in the booklet.</p> <p>Mathletics: Visit the Mathletics Website. Complete 2 Mathletics tasks set for you by your classroom teacher.</p>	<p><u>Measurement: Volume and Capacity</u></p> <p>Play the volume and capacity game on Youtube: https://au.splashlearn.com/measurement-games-for-kindergarteners</p> <p>Watch the video by Mr Burke on filling up the ice cream container.</p> <p>In the booklet, draw a picture of your container and the container you used to fill it up.</p> <p>Complete the worksheet in the booklet about using the correct instrument to fill a container.</p> <p>Mathletics: Visit the Mathletics Website. Complete 2 Mathletics tasks set for you by your classroom teacher.</p>
Break					



Other Areas	<p>Science <u>Living and Nonliving</u> Watch the Sesame Street: Who's Alive clip on Youtube: https://youtu.be/giWqEPNLtBo</p> <p>Talk to your family about when you went for a walk or looked around your backyard in Week 2 and found an example of a living thing to draw.</p> <p>Cut the pictures out of living and nonliving things and glue them in the workbook under the correct headings.</p> <p>Watch the YouTube clip on chickens: https://www.youtube.com/watch?v=wYKJkHcaMzE</p> <p>Colour and label the picture of the chicken in your workbook.</p>	<p>History/Geography <u>My Family</u> Listen to the story <u>A Family is a Family</u> is a Family by Sara O'Leary on Youtube: https://www.youtube.com/watch?v=WcvCUBK9s6U</p> <p>Who is in your family?</p> <p>Draw all the people that live in your house in your booklet. Write their names underneath each picture and who they are (sisters, brothers, parents, grandparents).</p>	<p>Wellbeing Activity <u>Yoga</u> Follow along with Cosmic Kids Yoga Time - On the Farm on Youtube: https://www.youtube.com/watch?v=YKmRB2Z3g2s</p> <p>Mindfulness Complete the Farm Mandala Colouring sheet.</p>	<p>Physical Education <u>Backyard Olympic Events</u></p> <p>The Kindergarten Team has selected three backyard Olympic events for you to try at home with your families.</p>	<p>Art <u>Chicken Art</u> Complete the directed drawing of a chicken on Google Classroom with Mrs Thompson.</p>  <ol style="list-style-type: none"> 1. Trace around a cup or lid for the head. 2. Draw a straight line, and then create a semi-circle for the body. 3. Add details including the comb, beak, eye, wing, tail and legs. 4. Trace over the outline with a crayon or texta. 5. Paint or colour the body of the chicken. 6. If you painted the body, while it is still wet, sprinkle it with salt to create a textured effect. When dry, shake off salt and colour the background. 7. Paint or colour the background. <p> Post a picture of your painting on Google Classroom.</p>
-------------	---	--	---	---	--

Monday Unit 5 - 9/8/21: English - PAw time and Sounds

I did my PAw time with Mrs Thompson on Google Classroom

😊 ☐ tick

I practised my sounds with Mrs Patrick on Google Classroom

😊 ☐ tick

Monday: English - Reading

Title of the book I'm reading from the Reading Eggs Library:

My Prediction - Draw what you think the book will be about:

Monday Unit 5 - 9/8/21 : English - Writing - Recount

Draw and label something you did on the weekend. Include lots of detail.

Write a sentence (or two or more sentences) about something you did on the weekend. Please focus on sounding out words you need to write and use your best handwriting. You can start with **On the weekend**, if you like.

Tick the face to show how well you could sound out the words and write them on your own

☐

I could sound out and write words

☐

I'm learning to write my words

☐

I needed help

Monday Unit 5 - 9/8/21: Mathematics

Number Talks

The Number of the Day is 5. Use the template and record all number 5 combinations then fill in the worksheet below.

Number Combinations of 5

Name _____

Number of the Day

Odd or Even

Number Word

Tally It

More and Less

_____ + **1** = _____

_____ - **1** = _____

Show on Ten Frame

Draw It

←

□

□

□

□

□

→

Created by CGPS Kindergarten team, 2021

Monday Unit 5 - 9/8/21: Counting

I completed the counting songs:

Subitising



1-120



TENS Time



Watch the Stampoline episode of Numberblocks on the Google Classroom.

Watch the NSW Department of Education link on the Google Classroom and answer the following questions to create your own Stampolines.

1. What are all the different shapes Five could make playing Stampolines?

2. Can you come up with at least 5 different ways?

Record your drawings below and post your picture

Tick the face to show how well you could make Stampolines.



I could come up with 5 different shapes



I'm learning to make different shapes



I needed help

Monday Unit 5 - 9/8/21: Addition - Dice Addition



Use the dice you made earlier in the term, or use an online dice. Roll the dice twice and write down the 2 numbers. Write the number sentence in the middle and add them together.




Roll and Add!

Roll two dice and draw them.
Write the number sentence and the total.




Dice	Number Sentence	Total
 	5 + 2 =	7

Tick the face to show how well you added dice.

☐

I understand adding dice well

☐

I'm learning about adding dice

☐

I needed help

Monday Unit 5 - 9/8/21: Addition - Dice Addition

If you like as a challenge, roll three dice and add the three dice together.



Roll and Add!

Roll two dice and draw them.

Write the number sentence and the total.



Dice	Number Sentence	Total

Tick the face to show how well you added dice.

☐

I understand adding dice well

☐

I'm learning about adding dice

☐

I needed help

I completed my Mathletics tasks

☐

Monday Unit 5 - 9/8/21 - Science - Living and Nonliving


Instructions: Cut the pictures out, sort and glue them under the correct heading showing living and nonliving things.



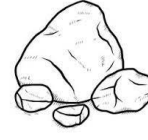
Monday Unit 5 - 9/8/21: Science

Glue the pictures under the correct heading:

Living



Nonliving



shutterstock.com · 276614537

Tick the face to show how well you understand living and nonliving

☐

I understand living and nonliving

☐

I'm learning about living and nonliving

☐

I needed help


Monday Unit 5 - 9/8/21 - Science - Label a hen

Draw a line to match the label to the part on the hen. You can draw a line and write the word yourself too.

wing

comb

feathers



beak

tail

wattle toe

Tick the face to show how well you could label the hen

☐

I could label the parts of a hen

☐

I could label some parts of the hen

☐

I needed help

Tuesday Unit 5 - 10/8/21: English - Sound and Tricky Word Practice

I did my PAw time with Mrs Thompson on Google Classroom 😊 ☐ tick

I practised my sounds with Mrs Patrick on Google Classroom 😊 ☐ tick

I practised my Tricky Words with Mrs Patrick on Google Classroom 😊 ☐ tick

Read and write the Tricky Words

Tricky Words	Tick if you can read them	Write the Tricky Words
you		
your		
come		
some		
said		
here		
there		
they		
my		
one		
by		
like		
have		
live		
give		

Tick the face to show how well you know your Tricky Words



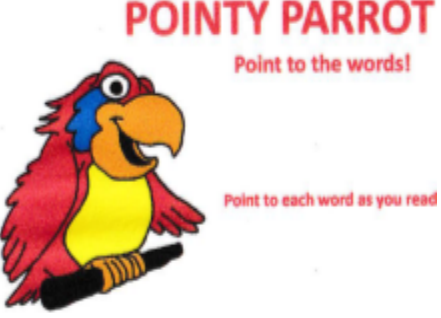


😊 ☐ I know most of my Tricky Words 😐 ☐ I know some of my Tricky Words 😞 ☐ I needed help

Tuesday Unit 5 - 10/8/21: English - Reading

I completed the Reading Eggs lesson 😊 ☐ Lesson Number _____

Title of the book I'm reading from the Reading Eggs Library

Checklist

	<p>I read the book 3 times.</p> <p>😊 <input type="checkbox"/></p>		<p>I used my Eagle Eyes to look at the pictures to help me read.</p> <p>😊 <input type="checkbox"/></p>
	<p>I used my Pointy Parrot to point to the words as I read.</p> <p>😊 <input type="checkbox"/></p>		<p>I used Stretchy Snake to sound out the words I wasn't sure how to read.</p> <p>😊 <input type="checkbox"/></p>
	<p>I could retell the story.</p> <p>😊 <input type="checkbox"/></p>		

Tuesday Unit 5 - 10/8/21: English -Writing - Six Little Chicks

Draw and label a picture of the little chicks and what they were all doing. Use the word bank at the end of the booklet to help you.

Now write some sentences about a part of the story.

Tick the face to show how well you could sound out the words and write them on your own

☐

I could sound and write words

☐

I'm learning to sound and write my words

☐

I needed help

Tuesday Unit 5 - 10/8/21: Mathematics

Number Talks

The Number of the Day is 6. Use the template and record all number 6 combinations then fill in the worksheet below.

Number Combinations of 6

Name _____

Number of the Day

Odd or Even

Number Word

Tally It

More and Less

____ + **1** = ____

____ - **1** = ____

Show on Ten Frame

Draw It

←

□

□

□

□

→

□

□

□

□

©notker 13

Tuesday Unit 5 - 10/8/21: Counting

I completed the counting songs: Subitising 😊 ☐ 1-120 😊 ☐

TENS Time



Watch Stampoline Episode of Numberblocks on the Google Classroom.

Watch the NSW Department of Education link on the Google Classroom and answer the following questions to create your own Stampolines.

1. What are all the different shapes Six could make playing Stampolines?

2. Can you come up with at least 5 different ways?

Record your drawings below.

Tick the face to show how well you could make Stampolines.

☐

I could come up with 5 different shapes for 6

☐

I'm learning to make different shapes for 6

☐

I needed help

Tuesday Unit 5 - 10/8/21: Mathematics - Patterns

Play the Shape Pattern game:

<https://www.topmarks.co.uk/ordering-and-sequencing/shape-patterns>

For a challenge try this Multiple Choice Pattern Quiz

<https://www.math4children.com/new%20quizzes/Kindergarten/Patterns/complete-patterns.html>

Use Jelly Beans or other lollies to fill in the boxes on the next page and create a two pattern in the first 2 boxes.

In the last box, try and create a three or four pattern.

Tick the face to show how well you understand patterns.

☐

I understand patterns well

☐

I'm learning about patterns

☐

I needed help

I completed my Mathematics tasks

☐

Jelly Bean Patterns:

Pattern 1:





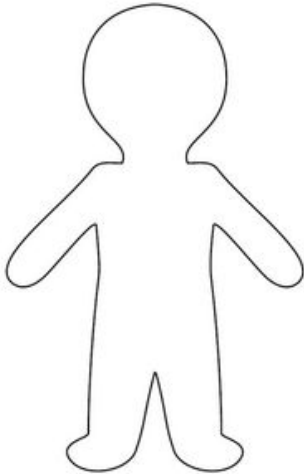
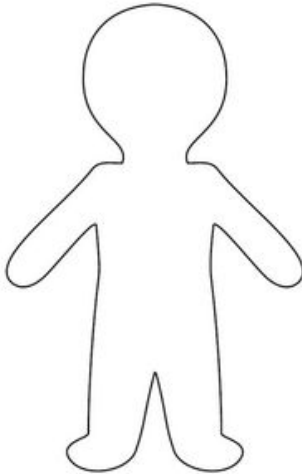
Pattern 2:

Pattern 3:



Tuesday Unit 5 - 10/8/21: History

Draw all the people that live in your house. Write their name underneath each picture and who they are (sisters, brothers, parents, grandparents)

Tick the right face to show how much you enjoyed this activity

☐

I really liked doing this

☐

It was okay

☐

I found it a bit tricky

Wednesday Unit 5 - 11/8/21: English - Spelling

I did my PAw time with Mrs Thompson on Google Classroom

😊 ☐ tick

I practised my sounds with Mrs Patrick on Google Classroom

😊 ☐ tick

Read, trace and draw pictures of your spelling words:

can	hen	fox
hut	six	went
chick	crack	stuck

Tick the face to show how well you could read your spelling words

😊 ☐ I could read most of my spelling words 😐 ☐ I could read some of my spelling words 😞 ☐ I needed help

Wednesday Unit 5 - 11/8/21: English - Reading





I completed the Reading Eggs lesson 😊 ☐ Lesson Number _____

Title of the book I'm reading from the Reading Eggs Library

My favourite part of the story:

Draw your favourite part of the story. You can write a sentence too:

Checklist

	I read the book 3 times. 😊 <input type="checkbox"/>		I used my Eagle Eyes to look at the pictures to help me read. 😊 <input type="checkbox"/>
	I used my Pointy pParrot to point to the words as I read. 😊 <input type="checkbox"/>		I used Stretchy Snake to sound out the words I wasn't sure how to read. 😊 <input type="checkbox"/>

Wednesday Unit 5 - 11/8/21: English - Writing



Think about the book, Six Little Chicks. How did the chicks keep safe from the fox? Draw a picture, then write some sentences about your picture. Use the word bank at the end of the booklet to help you.

Tick the face to show how well you could sound out the words and write them on your

own  ☐ I could sound out and write words  ☐ I'm learning to write my words  ☐ I needed help

Number Talks

The Number of the Day is 7. Use the template and record all number 7 combinations then fill in the worksheet below.

Number Combinations of 7

Name _____

Number of the Day

Odd or Even

Number Word

Tally It

More and Less

____ + **1** = ____

____ - **1** = ____

Show on Ten Frame

Draw It

←

↑

□

↑

□

↑

□

↑

□

↑

□

↑

□

↑

□

→

□

□

□

□

□

□

□

□

□

□

□

□

□

□

□

□

©notker 13

Wednesday Unit 5 - 11/8/21: Counting

I completed the counting songs: Subitising 😊 ☐ 1-120 😊 ☐

TENS Time



Watch Stampoline Episode of Numberblocks on the Google Classroom.

Watch the NSW Department of Education link on the Google Classroom and answer the following questions to create your own Stampolines.

1. What are all the different shapes Seven could make playing Stampolines?

2. Can you come up with at least 5 different ways?

Record your drawings below.

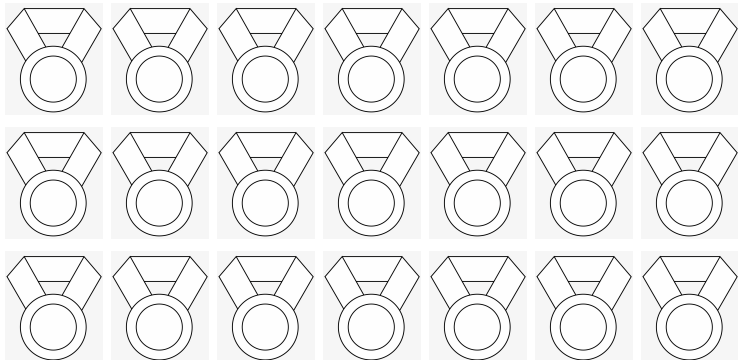
Tick the face to show how well you could make Stampolines.

😊 ☐ I could come up with 5 different shapes for 7 😐 ☐ I'm learning to make different shapes for 7
☹️ ☐ I needed help

Wednesday Unit 5 - 11/8/21: Mathematics - Number

Practise writing the number 17.

19				

<p><u>Count and colour in 19 medals.</u></p> 	<p><u>Draw 19 trophies.</u></p>
--	---------------------------------

Write the numbers that come before and after 19

Before		After
	19	

Tick the face to show how well you know the number 19

☐

I knew the number 19 well

☐

I'm still learning the number 19

☐

I'm finding it hard




I completed my Mathletics tasks  ☐

Wednesday Unit 5 - 11/8/21: Wellbeing Yoga and Mindfulness

Follow along with Cosmic Kids Yoga Time - On the Farm then complete the Farm Mandala below.



Tick the face to show how you well you could do Farm Yoga

 ☐ I could complete On the Farm Yoga  ☐ I could complete some of On the Farm Yoga  ☐ I needed more practise

Thursday Unit 5 - 12/8/21: English - Spelling

I did my PAw time with Mrs Thompson on Google Classroom

😊 ☐ tick


I practised my sounds with Mrs Patrick on Google Classroom

😊 ☐ tick

Read and write the spelling words using lots of coloured pencils:

Read (tick the words you can read)	Write (tick the words you can spell)	Write (tick the words you can spell)
can		
hen		
fox		
hut		
six		
went		
Extension Work	Extension Work	Extension Work
chick		
crack		
cluck		
stuck		

Tick the face to show how well you know your spelling words









 ☐ I can spell many of my spelling words
  ☐ I can spell a few of my spelling words
  ☐ I needed help

Thursday Unit 5 - 12/8/21: English - Reading

I completed the Reading Eggs lesson  ☐ Lesson Number _____

Title of the book I'm reading from the Reading Eggs Library

Checklist

	<p>I read the book 3 times.</p>  <input type="checkbox"/>	 <p>EAGLE EYE Look at the Pictures!</p> <p>Look at the pictures for clues.</p>	<p>I used my Eagle Eyes to look at the pictures to help me read.  <input type="checkbox"/></p>
 <p>POINTY PARROT Point to the words!</p> <p>Point to each word as you read</p>	<p>I used my Pointy Parrot to point to the words as I read.</p>  <input type="checkbox"/>	 <p>STRETCHY SNAKE Stretch it out!</p> <p>Stretch the word out slowly. Put the sounds together.</p>	<p>I used Stretchy Snake to sound out the words I wasn't sure how to read.</p>  <input type="checkbox"/>

Write some Tricky Words from your book below:

Thursday Unit 5 - 12/8/21: Writing - Rosie's Walk

Think about the story about Rosie. Draw a picture of your favourite part of the story.

Now write some sentences about this part of the story.

Tick the face to show how well you could sound out the words and write them on your

own 😊 ☐ I could sound out and write words 😐 ☐ I'm learning to write my words ☹️ ☐ I needed help

Thursday Unit 5 - 12/8/21: Mathematics

Number Talks

The Number of the Day is 8. Use the template and record all number 8 combinations then fill in the worksheet below.

Number Combinations of 8

Name _____

<p>Number of the Day</p> <p>_____</p> <p>_____</p> <p>_____</p> <p>Odd or Even</p>	<p>Number Word</p> <p>_____</p> <p>_____</p> <p>_____</p> <p>More and Less</p> <p>_____ + 1 = _____</p> <p>_____ - 1 = _____</p>										
<p>Tally It</p> <p>_____</p> <p>_____</p> <p>_____</p> <p>_____</p>	<p>Show on Ten Frame</p> <table border="1"><tr><td></td><td></td><td></td><td></td><td></td></tr><tr><td></td><td></td><td></td><td></td><td></td></tr></table>										
<p>Draw It</p> <p>_____</p> <p>_____</p> <p>_____</p>											

← | | | | | →

□ □ □ □ □

©notker 13

Thursday Unit 5 - 12/8/21: Counting

I completed the counting songs: Subitising 😊 ☐ 1-120 😊 ☐

TENS Time



Watch Stampoline Episode of Numberblocks on the Google Classroom.

Watch the NSW Department of Education link on the Google Classroom and answer the following questions to create your own Stampolines.

1. What are all the different shapes Eight could make playing Stampolines?
2. Can you come up with at least 5 different ways ?

Record your drawings below.

Tick the face to show how well you could make Stampolines.

😊 ☐ I could come up with 5 different shapes for 8 😐 ☐ I'm learning to make different shapes for 8

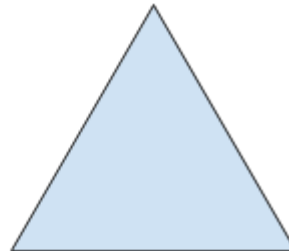



I needed help

Thursday Unit 5 - 12/8/21: Mathematics - Two Dimensional Space



Name the different shapes and then use your loop of string to create each shape. Take a picture of the string shapes you made and upload them to Google Classroom.



Which other shapes did you create?

Tick the face to show how well you knew shapes.



I know these shapes



I'm still learning different shapes




I needed help

I completed my Mathletics tasks 😊☐

Thursday Unit 5 - 10/8/21 - Physical Education - Olympics Backyard Events


I competed in all three Olympic Backyard Events 😊☐



Olympic Event: 100-meter dash

Backyard Event: 100-foot dash



What to Do: Measure out 100 feet on your driveway, or in your backyard. Race solo for the first run of the day; ask an adult to keep time. Then compete in one-on-one elimination races, to determine the final winner of your household.



Olympic Event: Balance beam

Backyard Event: Chalk balance beam

What to Do: Draw two thick parallel lines with chalk. Make sure your "beam" is 20 centimeters wide and about 2 meters long. Create a variety of performance routines that could include a hop on one foot, balance a book on your head, or twirl a Hula-Hoop while you travel across the beam.



Olympic Event: Discus throw

Backyard Event : Frisbee (or pool tube) toss

What to Do: Hand out Frisbees, but what's even more fun—and actually more challenging—are inflatable pool tubes. Toss tubes one at a time, while an official (an adult) marks the distance. How far can the tubes go?

Tick the face to show how you felt participating in Olympic Backyard Events

☐

I found all events easy and enjoyable

☐

help

I found all events challenging

☐

I needed

Friday Unit 5 - 13/8/21: English - Sounds

I did my PAw time with Mrs Thompson on Google Classroom



☐ tick

I practised my sounds with Mrs Patrick on Google Classroom



☐ tick

Some sounds I could say easily:

Some sounds I needed help with:

Friday Unit 5 - 13/8/21: English - Sounds

Trace the following 'ck' sounds:



















ck ck ck ck ck

Write it:

Sound out the words below:



Read the words by sounding them out, say them 3 times:
Colour in the bubbles as you read them.

kick	  	chick	  	lock	  
clock	  	brick	  	truck	  

Tick the face to show how well you know the sound 'ou'



I knew the or sound well



I'm still learning the or sound



I needed help

Friday: English - Reading

I completed the Fast Phonics lesson  ☐ Lesson Number _____

Friday Unit 5 - 13/8/21: Writing

Draw a picture of a hen and label it.

Write down as many facts about hens that you know. Remember to use full sentences.

Tick the face to show how many facts you knew about hens

☐

I knew at least 5 facts.

☐

I knew 2 or 3 facts

☐

I needed help

Friday Unit 5 - 13/8/21: Mathematics

Number Talks

The Number of the Day is 9. Use the template and record all number 9 combinations then fill in the worksheet below.

Number Combinations of 9

Name _____											
Number of the Day _____ _____ _____	Number Word _____ _____ _____										
Odd or Even _____	More and Less _____ _____ _____										
Tally It _____ _____ _____ _____ _____	Draw It _____ _____ _____ _____ _____										
Show on Ten Frame <table border="1"><tr><td></td><td></td><td></td><td></td><td></td></tr><tr><td></td><td></td><td></td><td></td><td></td></tr></table>											

Friday Unit 5 - 10/8/21: Counting

I completed the counting songs: Subitising 😊 ☐ 1-120 😊 ☐

TENS Time





Watch Stampoline Episode of Numberblocks on the Google Classroom.


Watch the NSW Department of Education link on the Google Classroom and answer the following questions to create your own Stampolines.

1. What are all the different shapes Nine could make playing Stampolines?
2. Can you come up with at least 5 different ways ?

Record your drawings below.

Tick the face to show how well you could make Stampolines.


 ☐ I could come up with 5 different shapes for 9  ☐ I'm learning to make different shapes for 9





 ☐ I needed help



Friday Unit 5 - 13/8/21: Mathematics - Volume and Capacity

Watch Mr Burke's video on the Google Classroom about capacity. Find an ice cream container or another big container in your house. Use a smaller container to fill up the big container. Count how many times you had to pour the small cup into the big container. Draw your ice cream container and small cup.

I had to pour the small container into the big container _____ times.

- 1  Loop the container you think holds the most.






- 2   Look around your classroom. Find and draw a container that


can hold a **lot**

can hold a **little bit**

can hold **more than** a pencil pot but **less than** your school bag

Tick the face to show how well you found capacity.

 ☐ I understand capacity  ☐ I am learning about capacity  ☐ I needed help

I completed my Mathletics tasks  ☐

Friday Unit 5 - 13/8/21: Chicken Artwork



Watch Mrs Thompson's chicken artwork video on Google Classroom. If you cannot access the video use the picture and instructions on the framework to help you draw and paint or colour a picture of a chicken. You may complete this on a larger piece of paper.

Tick the face to show if you could draw a picture of a chicken

☐

I could draw the chicken

☐

I could draw some parts of the chicken

☐

I needed help

Student and Parent Reflection:

Student

I am happy with the amount of work I completed

☐

I know I did my best

☐

I am learning to work at home

☐

I found it hard

Ask Mum or Dad to write for you:

What did I enjoy most in this unit of work?

What did I need help with?














Parent

I was happy with the amount of work completed by my child: _____

Any comments or queries?

Teacher's Response

Sounds and Tricky Words

s 	a 	t 	i 	p 	n 	ck 
e 	h 	r 	m 	d 	g 	o 
u 	l 	f 	b 	ai 	j 	oa 
ie 	ee or 	z 	w 	ng 	v 	y 
x 	oo oo 	ch 	sh 	th th 	qu 	ou 
oi 	ue 	er 	ar 			

Copyright © 2011 by Linda Ward Beech, Scholastic Teaching Resources

BLUE	YELLOW	RED	GREEN	PINK	BROWN
I	you	one	why	saw	once
the	your	by	where	put	upon
he	come	like	who	could	always
she	some	have	which	should	also
me	said	live	any	would	of
we	here	give	many	right	eight
be	there	only	more	two	love
was	they	old	before	four	cover
to	go	little	other	goes	after
do	no	down	were	does	every
are	so	what	because	made	mother
all	my	when	want	their	father

Word Bank: Chickens

Colour in the pictures. You can use this word bank to help you write your stories this week.




rooster



hen



chick




egg




nest




fox



comb



beak



wing



feather



wattle



claws