

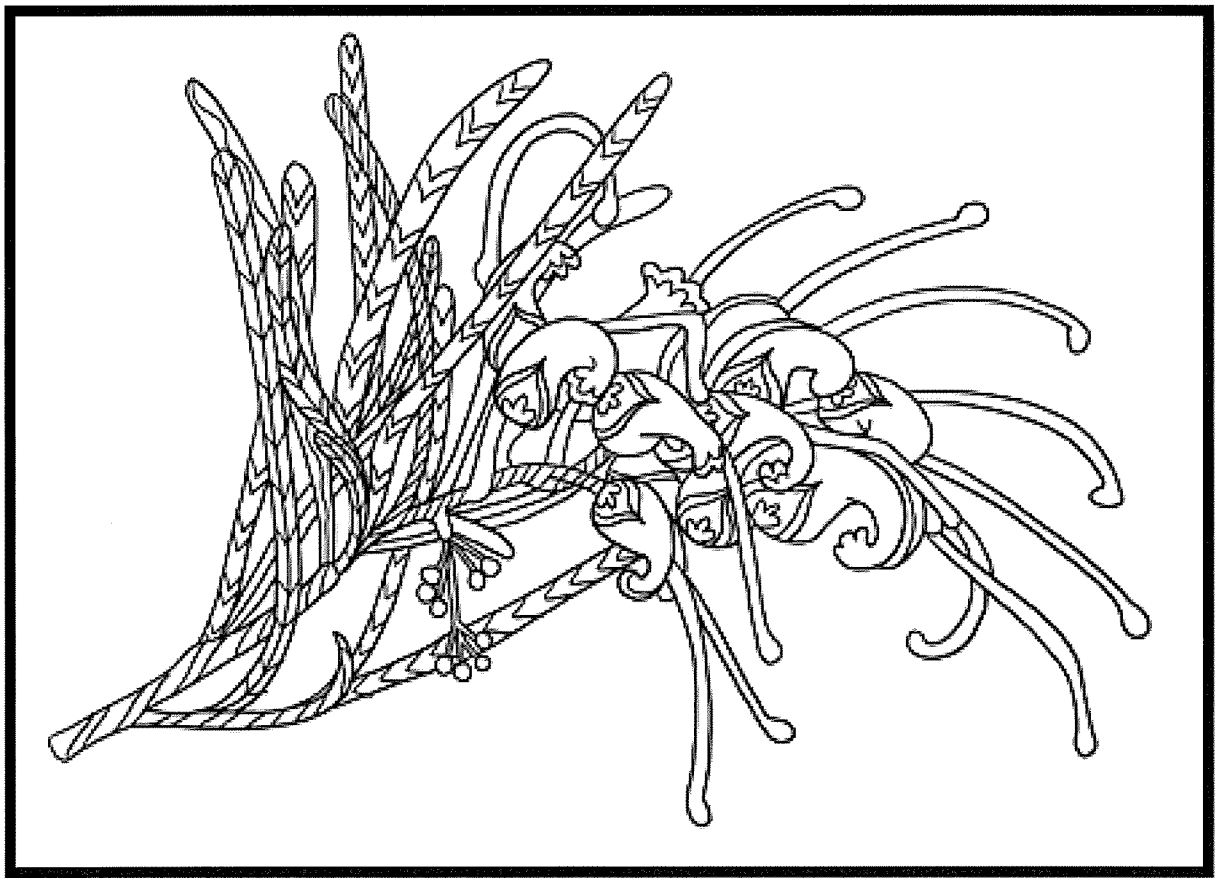
Kindergarten Grevillea Unit

Part A Monday 13/9/21 until Friday 17/9/21

Part B Tuesday 5/10/21 until Monday 11/10/21

Name: _____

Class: _____



Cambridge Gardens Public School





Learning environment checklist

In setting up this space the following should be considered:

- Is the area free of distraction?
- Is there excessive noise in the area?
- Are there trip hazards in the area?
- Is the area exposed to direct glare or reflections?
- Does the area have sufficient power points available?
- Is equipment (extension cords etc.) in good, safe, working condition?
- Is there a proper desk and chair and other necessary equipment (light, stationery and devices)?
- Is the chair adjusted correctly?
 - Feet should be flat on the floor and knees bent at right angles with thighs parallel to the floor.
 - The chair backrest should support the lower back and allow your child to sit upright.
 - The chair should move freely and not be restricted by hazards such as mats and power cords.
 - Chair arm rests should be removed or lowered when typing.
- Is the computer adjusted correctly?
 - The screen should be positioned directly in front of your child.
 - The screen should be at a distance where your child can see clearly and easily without straining. The top of the screen should be slightly lower than eye level.
 - The keyboard should be positioned at a distance where elbows are close to your child's body and their shoulders should be relaxed.
 - The mouse should be placed directly next to the keyboard.
- Are their most frequently used items within easy reach from a seated position?

NSW Department of Education

How students can access Zoom meetings in NSW public schools

Sign into Zoom with a desktop browser



1. Use a **modern browser** in Windows, MacOS or Linux.
2. Browse to the NSW DoE Zoom console at: <https://nsweducation.zoom.us>



3. Select **Sign in** at the bottom.
4. Login with your **department credentials**.



5. For first time users, **download and install** the Zoom desktop client when prompted.
6. Once signed in, **Zoom** will be ready for use!

Accessing Zoom using mobile apps

1. Download the **Zoom** app for your specific mobile device.



2. Once installed, open **Zoom**, tap **Sign In** then tap **SSO**.
3. Type **nsweducation** and tap **Continue**.



4. The **DoE log on screen** will appear. Sign in with your normal department credentials.



5. Once signed in, **Zoom** will be ready for use!

More information

- [How to join a Zoom meeting](#)
- [Participating in a meeting](#)





Kindergarten Grevillea

Unit Part A

Monday 13/9/21 until Friday 17/9/21



Google classroom username: _____@education.nsw.gov.au

Class code: **taxm4wj**


If you would like your child's user name (which goes at beginning of @education.nsw.gov.au and is usually your child's first and last name with a full stop in between and sometimes a number after the surname) and password please reply to the email sent regarding google classroom with your child's name and class and we will provide your child's details.

Please return this booklet on Monday to the Kindergarten box in the office, class teacher or if you are returning your work via email, the subject line must be **Miss Fry** only. You must include your child's name and class in the body of the email.



Framework for Remote Learning – Kindergarten

You will need access to a digital device and help from a parent/carer to complete the following activities.

Unit 10	Monday 13/9/21	Tuesday 14/9/21	Wednesday 15/9/21	Thursday 16/9/21	Friday 17/9/21
Home Task	Make a note of the temperature each day. Is it getting warmer?	Tell your parents something you are proud of doing.	Wellbeing Wednesday! Have fun!	Draw a picture of your favourite toy.	Tidy your room ready for the holidays.
English	<p>Phonological Awareness Visit the Google Classroom and practise your phonological awareness with Mrs Thompson.</p> <p>Sound Practice Visit the Google Classroom and practise your sounds with Mrs Patrick.</p> <p>Reading Visit the Reading Eggs Website and complete one Reading Eggs lesson. Now choose a book from the library. Read the book with someone who will help you. Remember to point to the words using your Pointy Parrot and use Stretchy Snake to sound any words out you may be unsure of. Remember to use your Eagle Eyes to look at the pictures to help you. Now tell someone in your house three things you remember about the story</p>	<p>Phonological Awareness Visit the Google Classroom and practise your phonological awareness with Mrs Thompson.</p> <p>Sound Practice Visit the Google Classroom and practise your sounds with Mrs Patrick.</p> <p>Tricky Words Visit the Google Classroom and watch Mrs Patrick's Tricky Word Challenge video. Copy out the Tricky Words in the table.</p> <p>Library Lesson Go to Google Classroom to take part in Mrs Rau's library lesson. If you are unable to do this, please visit the Reading Eggs Website and complete one Reading Eggs lesson.</p>	<p>Enjoy playing the Wellbeing Game board with your family today !</p>  Take a photo and post in the Google Classroom to share with your classmates.	<p>Phonological Awareness Visit the Google Classroom and practise your phonological awareness with Mrs Thompson.</p> <p>Tricky Word Practice Visit the Google Classroom and practise your Tricky Words with Mrs Patrick.</p> <p>Spelling Read and write your spelling words in different colours.</p> <p>Reading Complete the next Reading Eggs lesson.</p> <p>Read your selected simple book from the Reading Eggs Library. Read the book with an adult who will help you to point to the words using your Pointy Parrot and use Stretchy Snake to sound any words out you may be unsure of.</p>	<p>Phonological Awareness Visit the Google Classroom and practise your phonological awareness with Mrs Thompson.</p> <p>Sound Practice Visit the Google Classroom and practise your sounds with Mrs Patrick. Fill out the sound sheet in the booklet.</p> <p>Tricky Word Practice Visit the Google Classroom and practise your Tricky Words with Mrs Patrick. Fill out the Tricky Word sheet in the booklet.</p> <p>Spelling Practise the sound 'ai' by writing some words that have 'ai' in them and reading some 'ai' words on the worksheet.</p> <p>Reading Go to Fast Phonics on the</p>








<p>and then draw them on the sheet.</p> <p>Writing Today you will be writing about something you did on the weekend that was different? Draw a picture of something you did on the weekend. Talk to someone about your picture. Write 2 or 3 sentences about something you did on the weekend. Remember to use 5 star writing. Start with a capital letter, use finger spaces and full stops. Your writing should be neat and it should make sense. Stretch out your sentences by adding extra details.</p> <p>Use the Tricky Word and sound sheets at the back of your booklet to help you write the words. Try to stretch out the sounds in words yourself - what is the first sound in your word, what is the middle sound, what is the end sound. Share your story to someone in your family.</p>	<p>Writing Visit Google Classroom and listen to Big Rain Coming by Katrina Germein read by Mrs Thompson. You can use the Youtube link too if you prefer: https://www.youtube.com/watch?v=fA5yvtiNHws</p> <p>Think about the story and the pictures. What did the animals do to cool down before the rain came? Draw some of the animals and what they were doing. Talk to someone about your picture and what you are going to write. Write 2 or 3 sentences about something you did on the weekend.</p> <p>Find the Big Rain Coming word bank at the back of this booklet. Have a look at it, colour in the pictures and use it this week to help you write your sentences.</p> <p>Remember to use 5 star writing. Start with a capital letter, use finger spaces and full stops. Your writing should be neat and it should make sense. Stretch out your sentences by adding extra details. Share your story to someone in your family.</p>	<p>Remember to use your Eagle Eyes to look at the pictures to help you. Have a go at reading it yourself and then read it to your pet or favourite toy too. Think about what happened at the beginning of the story, what happened in the middle and what happened at the end of the story. Draw this into the boxes on the sheet.</p> <p>Writing Listen to Big Rain Coming again. Think of the things that happened in the story. Draw and label one of the things that happened. Talk to somebody about your picture. Write 2 or 3 sentences to go with your picture. Start with a capital letter and end with a full stop. Remember to stretch out the sounds and have a go writing by yourself. Use the word bank, the Tricky Word and sound page at the back of the booklet to help spell needed words. Share your story with someone in your family.</p> <p> Take a photo and post in the Google</p>	<p>Reading Eggs website and work through the next lesson.</p> <p>Writing This is the last day of Term 3 and we are going on holidays. What would the best holiday ever be? It could be to a real place or somewhere imaginary. Draw a picture of an amazing holiday. Talk to someone about your drawing. Now write some sentences about your amazing holiday, giving as many details as you can. Remember to use capital letters, finger spaces and full stops. Share your story with someone in your family.</p>
--	---	--	--





	Classroom to share with your classmates.				
Break					
Mathematics	<p>Mathematics Counting:</p> <p>Watch the Youtube link and practise counting and exercising to 120 with Jack Hartmann. https://www.youtube.com/watch?v=MA9BhxGwGMs&ab_channel=JackHartmannKidsMusicChannel</p> <p>Watch the Youtube link and Practise counting backwards from 20 https://www.youtube.com/watch?v=U1qeZk6dE7Y&ab_channel=SillySchoolEducation</p> <p>TENS Time: Watch the game Guess My Number and then play with a family member or friend. Using Lego or another object to create a stack of objects of 1 upto 10. Use playing cards to label how many are in the group. Use the link to help. https://sites.google.com/education.nsw.gov.au/get-mathematic</p>	<p>Mathematics Counting:</p> <p>Watch the Youtube link and practise counting and exercising to 120 with Jack Hartmann. https://www.youtube.com/watch?v=MA9BhxGwGMs&ab_channel=JackHartmannKidsMusicChannel</p> <p>Watch the Youtube link and Practise counting backwards from 20 https://www.youtube.com/watch?v=U1qeZk6dE7Y&ab_channel=SillySchoolEducation</p> <p>TENS Time: Watch the game Guess My Number and then play with a family member or friend. Using Lego or another object to create a stack of objects of 1 upto 10. Use playing cards to label how many are in the group. Use the link to help. https://sites.google.com/education.nsw.gov.au/get-mathematic</p>	<p>Mathematics Counting:</p> <p>Watch the Youtube link and practise counting and exercising to 120 with Jack Hartmann. https://www.youtube.com/watch?v=MA9BhxGwGMs&ab_channel=JackHartmannKidsMusicChannel</p> <p>Watch the Youtube link and Practise counting backwards from 20 https://www.youtube.com/watch?v=U1qeZk6dE7Y&ab_channel=SillySchoolEducation</p> <p>TENS Time: Watch the game Guess My Number and then play with a family member or friend. Using Lego or another object to create a stack of objects of 1 upto 10. Use playing cards to label how many are in the group. Use the link to help. https://sites.google.com/education.nsw.gov.au/get-mathematic</p>	<p>Mathematics Counting:</p> <p>Watch the Youtube link and practise counting and exercising to 120 with Jack Hartmann. https://www.youtube.com/watch?v=MA9BhxGwGMs&ab_channel=JackHartmannKidsMusicChannel</p> <p>Watch the Youtube link and Practise counting backwards from 20 https://www.youtube.com/watch?v=U1qeZk6dE7Y&ab_channel=SillySchoolEducation</p> <p>TENS Time: Watch the game Guess My Number and then play with a family member or friend. Using Lego or another object to create a stack of objects of 1 upto 10. Use playing cards to label how many are in the group. Use the link to help. https://sites.google.com/education.nsw.gov.au/get-mathematic</p>	




<p>https://sites.google.com/education.nsw.gov.au/get-mathematical-early-stage-1/contexts-for-practise/guess-my-number?authuser=0</p> <p>Mathletics: Visit the Mathletics Website. Complete 2 Mathletics tasks set for you by your classroom teacher.</p> <p>Kindergarten Zoom - End of Term Party 12:30-1pm</p> <p>Come along to our end of term Zoom Party wearing your party hat. There will be games and fun activities to celebrate a busy term of remote learning.</p> <p>Below are some links of templates you can use to make your own hat.</p> <p>https://www.firstpalette.com/printable/princess-crown.html https://www.firstpalette.com/printable/birthday-hat.html</p> 	<p>al-early-stage-1/contexts-for-practise/guess-my-number?authuser=0</p>  <p>Take a photo and post in the Google Classroom to share with your classmates.</p> <p>Addition and Subtraction Revision</p> <p>Use the addition and subtraction skills you have learnt to complete the worksheet. Remember you can use counters or any other objects to help you count.</p> <p>Mathletics: Visit the Mathletics Website. Complete 2 Mathletics live games.</p>	<p>https://sites.google.com/education.nsw.gov.au/get-mathematical-early-stage-1/contexts-for-practise/guess-my-number?authuser=0</p> <p>Time</p> <p>Sing the days of the week song.</p> <p>https://www.youtube.com/watch?v=8GKmCQOy88Y&ab_channel=Martin%26RoseMusic</p> <p>Watch the story 'The Grouchy Ladybug by Eric Carle'.</p> <p>https://www.youtube.com/watch?v=vlhucZKcAlk&t=104s&ab_channel=StorytimeWithMissJeannie</p> <p>Write down a couple of times that you remember and what happened at that time.</p> <p>Using your clock that you made earlier or another analog clock you have at home, choose 4 times from the story and make your clock say that time. Draw the clock in your booklet.</p> <p>Mathletics: Visit the Mathletics</p>	<p>https://sites.google.com/education.nsw.gov.au/get-mathematical-early-stage-1/contexts-for-practise/guess-my-number?authuser=0</p> <p>Data</p> <p>Go to your fridge and find some different fruits and vegetables.</p> <p>Think about some ways you could sort them into groups (fruit/vegetable, cook/eat raw, cold/warm)</p> <p>Use the worksheet in the booklet to draw two different ways you sorted the fruit and vegetables and draw pictures.</p> <p>Choose one way you sorted out your fruit and vegetables and use the table to draw a graph.</p>  <p>Take a photo and post in the Google Classroom to share with your classmates.</p>
--	--	--	---



	<p>https://nsweducation.zoom.us/j/64061467090?pwd=YUNJMHd3dGxsQUNoTWFiYTZlN5bVUJdDZ09 Meeting ID: 640 6146 7090 Passcode: 967973</p>			<p>Website. Complete 2 Mathematics Live games.</p>	
<p>Break</p>					
<p>Other Areas</p>	<p>Art Think about all the things you have done this term that you may not have done if you were coming to school everyday. Create an artwork to show all of those things you can be grateful for. You can do this on a computer, using images cut from magazines, or drawing your own picture.</p> <p> Take a photo when you are finished and post it in Google Classroom to share with your classmates.</p>	<p>Cambridge Gardens Principal Assembly</p> <p></p> <p>We are Safe , Respectful, Proud, Learners at Cambridge Gardens Public School.</p> <p>Please be punctual and join us for assembly this week.</p> <p>Please click the link below to join the webinar: https://nsweducation.zoom.us/j/65430515008?pwd=VGZYSkIxZkpQaUJ3dEZXTzJlM3FQZz09</p> <p>Passcode: cgps Webinar ID: 654 3051 5008</p> <p>You could be an award recipient. Remember to keep an eye out in the post for awards this week.</p>		<p>Science <u>How can living things meet our needs?</u> Watch the Youtube videos to explore a range of traditional Aboriginal foods and materials obtained from plants and animals.</p> <p>Watch the BTN Bush Tucker videos: https://www.abc.net.au/btn/classroom/bush-tucker-garden/11724674 https://www.abc.net.au/btn/classroom/bush-food/10530342</p> <p>Draw some of the traditional Aboriginal foods, medicine and materials you remember from the videos. Explain how the bush foods and</p>	<p>Physical Education <u>Bouncing and Dribbling</u> Watch the video Get Active at Home Episode 5 - Bouncing and Dribbling and follow along https://education.nsw.gov.au/teaching-and-learning/learning-from-home/learning-at-home/activities-for-your-child/getactive-home</p> <p>These videos will get you up and moving and help you practise fundamental movement skills. They also talk about how to live a healthy lifestyle. The sessions are led by energetic teachers from schools across NSW.</p>



	<p>materials meet our needs to someone in your family?</p>				
--	--	--	--	---	--

Monday Grevillea Unit Part A: 13/9/21: English - PAw time and Sounds

I did my PAw time with Mrs Thompson on Google Classroom 😊 tick

I practised my sounds with Mrs Patrick on Google Classroom 😊 tick

English - Reading

I completed the Reading Eggs Lesson 😊 Lesson Number _____

Title of the book I'm reading from the Reading Eggs Library _____

Draw three things you remember from the book.


I remember	I remember
I remember	

Tick the face to show how well you could remember 3 things from the story

😊 I could remember 2 or 3 things
 😐 I could remember 1 thing
 😞 I couldn't remember

Monday Grevillea Unit Part A: 13/9/21 English - Writing - Recount

Draw and label something you did on the weekend. Include lots of detail.



Write 2 or 3 sentences about something you did on the weekend. Please focus on sounding out words you need to write and use your best handwriting. You can start with **On the weekend**, if you like.

Tick the face to show how well you could sound out the words and write them on your own



I could sound out and write words



I'm learning to write my words



I needed help



Monday Grevillea Unit Part A: 13/9/21: MathematicsCounting

I completed the counting songs: 1-120 😊 20-1 😊

TENS Time - Guess My Number

Watch the TENS Time activity *Guess My Number*, Set up your own game and play along with an adult or sibling

You will need:

- numeral cards 1-10 (optional)
- LEGO or blocks
- pencils or markers



Instructions

- Write the numbers from 1 to 10 (for example) on a piece of paper or use cards to set the number range. For example, this student chose to use the numbers between 1 and 8.
- Ask someone at home (the 'secret holder') to choose a secret number within your given range.
- Guess the 'secret' holder's number.
- They will tell you whether their number is greater or less than your guess.
- Try to guess the secret number in the fewest number of guesses possible, or, with only 3 guesses.
- You can also play this in reverse.

Tick the face to show how well you know larger than and smaller than.



I could use larger than/smaller than



I'm learning use larger than/smaller than



I needed help



Monday Grevillea Unit Part A: 13/9/21

Kindergarten Zoom - End of Term Party!



12:30-1pm

Come along to our end of term Zoom Party wearing your party hat. There will be games and fun activities to celebrate a busy term of remote learning.

Below are some links of templates you can use to make your own hat.


<https://www.firstpalette.com/printable/princess-crown.html>

<https://www.firstpalette.com/printable/birthday-hat.html>

<https://nsweducation.zoom.us/j/64061467090?pwd=YUNJMHd3dGxsQUNoTWFYZTN5b1VUdz09>

Meeting ID: 640 6146 7090

Passcode: 967973



Monday Grevillea Unit Part A: 13/9/21 Art

Create an artwork using a series of images to show the positive things about Learning from Home. Share your

picture on Google Classroom. 



Tick the face to show how many things you could be happy about when Learning from Home



I found lots of good things



I found some good things



Tuesday Grevillea Unit Part A: 14/9/21: English - PAw time and Sounds

- I did my PAw time with Mrs Thompson on Google Classroom 😊 tick
- I practised my sounds with Mrs Patrick on Google Classroom 😊 tick
- I practised my Tricky Words with Mrs Patrick on Google Classroom 😊 tick

Read and write the Tricky Words

Tricky Words	Tick if you can read them	Write the Tricky Words
she		
are		
all		
you		
your		
said		
they		
here		
there		
like		
little		
have		

Tick the face to show how well you know your Tricky Words


- 😊 I know most of my Tricky Words
- 😐 I know some of my Tricky Words
- 😞 I needed help

I completed the library lesson with Mrs Rau 😊 **OR**

I completed a lesson in Reading Eggs 😊 Lesson Number _____

Tuesday Grevillea Unit Part A: 14/9/21: English - Writing - Big Rain Coming

The animals in the book did different things to keep cool. Draw a picture of them and label it using the word bank in the back of this booklet.



Now write at least 2 or 3 sentences about your picture.

Tick the face to show how well you could sound out the words and write them on your own



I could sound and write words



I'm learning to sound and write my words



I needed help



Tuesday Grevillea Unit Part A: 14/9/21: MathematicsCounting

I completed the counting songs: 1-120 😊 20-1 😊

TENS Time - Guess My Number

Watch the TENS Time activity *Guess My Number*, Set up your own game and play along with an adult or sibling

You will need:

- numeral cards 1-10 (optional)
- LEGO or blocks
- pencils or markers

Instructions

- Write the numbers from 1 to 10 (for example) on a piece of paper or use cards to set the number range. For example, this student chose to use the numbers between 1 and 8.
- Ask someone at home (the 'secret holder') to choose a secret number within your given range.
- Guess the 'secret' holder's number.
- They will tell you whether their number is greater or less than your guess.
- Try to guess the secret number in the fewest number of guesses possible, or, with only 3 guesses.
- You can also play this in reverse.

Tick the face to show how well you know larger than and smaller than.



I could use larger than/smaller than



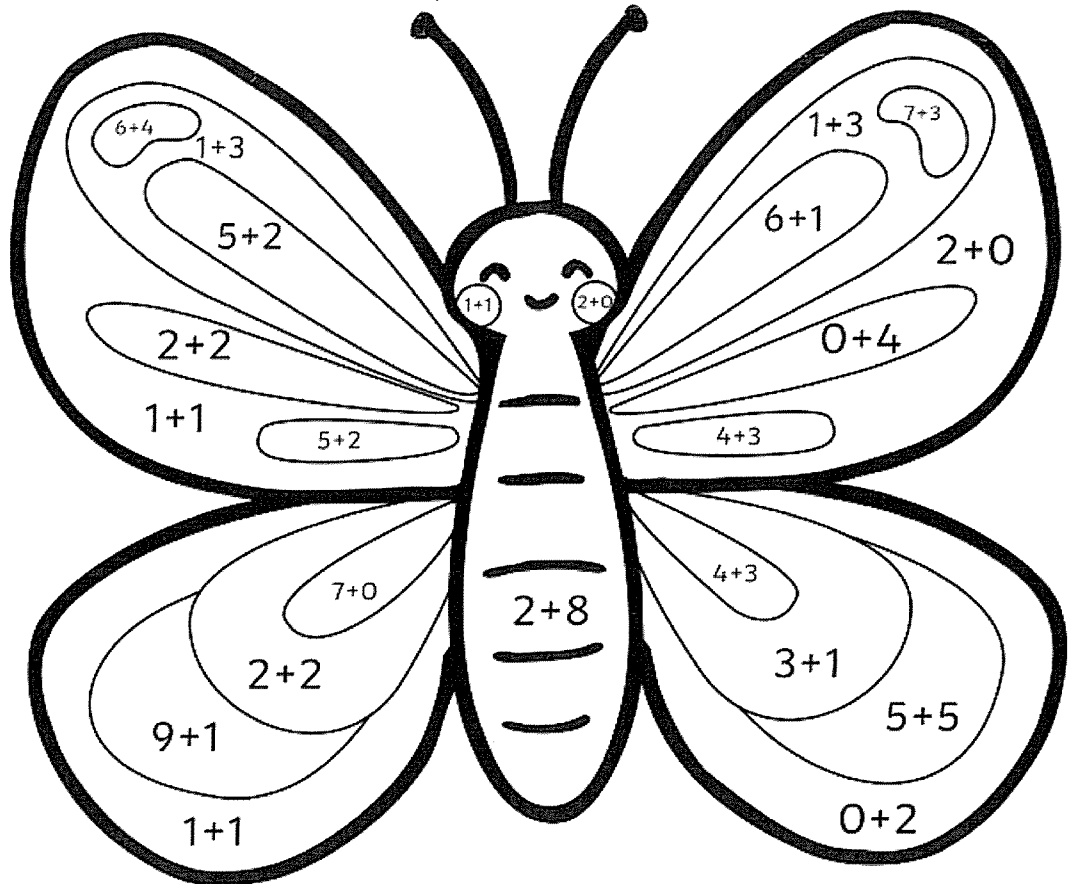
I'm learning use larger than/smaller than



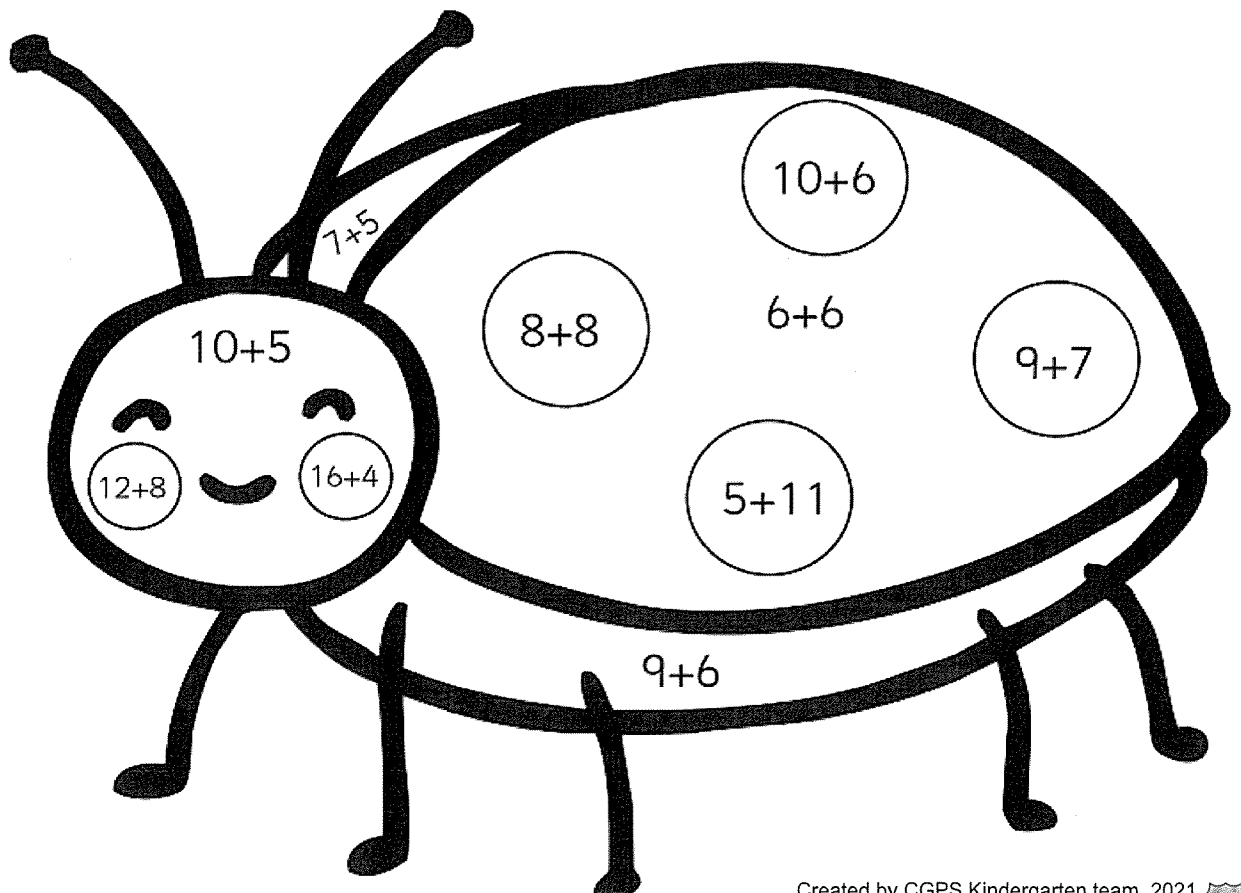
I needed help



Tuesday Grevillea Unit Part A: 14/9/21: Mathematics - Addition and Subtraction
Solve the number sentence and colour in the pictures with the correct colour.




2 = Red
4 = Blue
7 = Black
10 = Yellow



12 = Red
15 = Brown
16 = Black
20 = Pink





3 = yellow

7 = purple

4 = orange

8 = black

5 = blue

9 = pink

6 = red

10 = green

Tick the face to show how well you understand addition and subtraction.



I understand addition and subtraction well



I'm learning addition and subtraction



I needed help

I completed my Mathletics tasks





Tuesday Grevillea Unit Part A: 14/9/21

Cambridge Gardens Principal's Assembly

We are **Safe , Respectful, Proud, Learners**
at Cambridge Gardens Public School.



Please be punctual and join us for assembly this week.

Please click the link below to join the webinar:

<https://nsweducation.zoom.us/j/65430515008?pwd=VGZYSklxZkpQaUI3dEZXTzllM3FQZz09>

Passcode: cgps

Webinar ID: 654 3051 5008

You could be an award recipient. Remember to keep an eye out in the post for awards this week.



Created by CGPS Kindergarten team, 2021



Thursday Grevillea Unit Part A: 16/9/21: English - PAw time and Trcky Words

I did my PAw time with Mrs Thompson on Google Classroom 😊 tick

I practised my Tricky Words with Mrs Patrick on Google Classroom 😊 tick

Thursday: English - Spelling

Read and write the spelling words using lots of coloured pencils:

Read (tick the words you can read)	Write(tick the words you can spell)	Write(tick the words you can spell)
for		
nod		
kid		
big		
drag		
camp		
Extension Work	Extension Work	Extension Work
rain		
chain		
grain		
again		

Tick the face to show how well you know your spelling words

😊 I can spell many of my spelling words 😐 I can spell a few of my spelling words ☹️ I needed help



Thursday Grevillea Unit Part A: 16/9/21: English - Reading

I completed the Reading Eggs lesson 😊 Lesson Number _____

Title of the book I'm reading from the Reading Eggs Library _____

Beginning, Middle and End


<p><u>What happened in the beginning of the story. Draw it here.</u></p>	<p><u>What happened in the middle of the story. Draw it here.</u></p>
<p><u>What happened at the end of the story. Draw it here.</u></p>	

Tick the face to show how well you could remember 3 things from the story

😊 I could remember 3 things
 😐 I could remember 1 or 2 things
 😞 I couldn't remember

Thursday Grevillea Unit Part A: 16/9/21: Writing - Big Rain Coming

Think about the book, Big Rain Coming. Draw and label your favourite part of the story. Use the word bank at the end of the booklet to help you.

Write 2 or 3 sentences about your favourite part of the story. 

Tick the face to show how well you could sound out the words and write them on your own



I could sound out and write words



I'm learning to write my words



I needed help



Thursday Grevillea Unit Part A: 16/9/21: MathematicsCounting

I completed the counting songs: 1-120 😊 20-1 😊

TENS Time - Guess My Number

Watch the TENS Time activity *Guess My Number*, Set up your own game and play along with an adult or sibling

You will need:

- numeral cards 1-10 (optional)
- LEGO or blocks
- pencils or markers

Instructions

- Write the numbers from 1 to 10 (for example) on a piece of paper or use cards to set the number range. For example, this student chose to use the numbers between 1 and 8.
- Ask someone at home (the 'secret holder') to choose a secret number within your given range.
- Guess the 'secret' holder's number.
- They will tell you whether their number is greater or less than your guess.
- Try to guess the secret number in the fewest number of guesses possible, or, with only 3 guesses.
- You can also play this in reverse.

Tick the face to show how well you know larger than and smaller than.



I could use larger than/smaller than



I'm learning use larger than/smaller than



I needed help




Thursday Grevillea Unit Part A: 16/9/21: Mathematics - Time


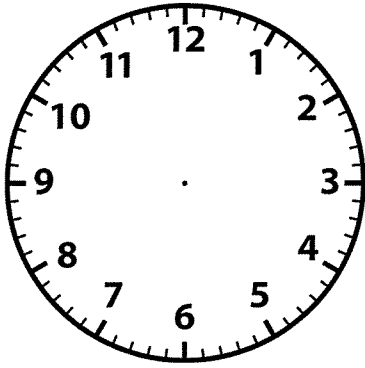
Watch the Story The Grouchy Ladybug by Eric Carle:

https://www.youtube.com/watch?v=vlhucZKcALk&t=104s&ab_channel=StorytimewithMissJeannie




Select 4 times in the book. Draw the time on the clocks and then write a sentence about what happened at that time.








Tick the face to show how well you knew time.

 I know different times  I'm still learning different times  I needed help

I completed my Mathletics tasks 



Thursday Grevillea Unit Part A: 16/9/21 Science Aboriginal Food

I watched the Aboriginal Bush Tucker videos 😊 tick

Draw some food, medicine or materials and label your drawings, e.g. witchetty grubs, didgeridoo.





Tick the face to show how well you know about traditional Aboriginal bush tucker, medicines and materials



I can identify some bush tucker, medicines and materials



I needed help



Friday Grevillea Unit Part A: 17/9/21: English - PAw time and Sounds

I did my PAw time with Mrs Thompson on Google Classroom 😊 tick

I practised my sounds with Mrs Patrick on Google Classroom 😊 tick

Some sounds I needed help with:

Tick the face to show how well you know your sounds

😊 I know all my sounds 😐 I'm still learning some sounds 😞 I'm still learning lots of sounds

I practised my Tricky Words with Mrs Patrick on Google Classroom 😊 tick

I am learning my _____ Tricky Words.

Some Tricky Words I needed help with

Friday Grevillea Unit Part A: 17/9/21: English - Spelling

Trace the following ai sounds:

ai ai ai ai ai

Write it:

Sound out the words below:



Read the words by sounding them out, say them 3 times:
Colour in the bubbles as you read them.

tail	☺☺☺	mail	☺☺☺	chain	☺☺☺
train	☺☺☺	stain	☺☺☺	brain	☺☺☺

Tick the face to show how well you know the sound ai



I knew the ai sound well



I'm still learning the ai sound



I needed help


Friday: English - Reading

I completed the Fast Phonics lesson ☺ Lesson Number _____






Friday Grevillea Unit Part A: 17/9/21: English Writing

Draw a picture of the most amazing holiday ever.



Write 2 or 3 sentences about your holiday. Remember to use full sentences.

Tick the face to show how many facts you knew about your holiday

 I could write 3 sentences  I could write 1 sentence  I needed help



Friday Grevillea Unit Part A: 17/9/21: Mathematics

Counting

I completed the counting songs: 1-120 😊 20-1 😊

TENS Time - Guess My Number

Watch the TENS Time activity *Guess My Number*, Set up your own game and play along with an adult or sibling

You will need:

- numeral cards 1-10 (optional)
- LEGO or blocks
- pencils or markers



Instructions

- Write the numbers from 1 to 10 (for example) on a piece of paper or use cards to set the number range. For example, this student chose to use the numbers between 1 and 8.
- Ask someone at home (the 'secret holder') to choose a secret number within your given range.
- Guess the 'secret' holder's number.
- They will tell you whether their number is greater or less than your guess.
- Try to guess the secret number in the fewest number of guesses possible, or, with only 3 guesses.
- You can also play this in reverse.

Tick the face to show how well you know larger than and smaller than.








😊 I could use larger than/smaller than 😐 I'm learning use larger than/smaller than 😞 I needed help



Friday Grevillea Unit Part A: 17/9/21: Mathematics - Data



Find some different fruits and vegetables in your fridge. Use the table below to draw the different ways you organised your fruit and vegetables. In the top boxes write which fruit and vegetables you put in the table. Mr Burke has done one as an example. See if you can make a graph using one of your tables. See Mr Burke's graph as an example.

Green Fruits and Vegetables	Not Green Fruits and Vegetables
   	  



--	--

Mr Burke's Fruit and Vegetable Table

	Green and Not Green Fruit and Vegetables	
4		
3		
2		
1		
	<i>Green</i>	<i>Non Green</i>



Make your own graph here

7		
6		
5		
4		
3		
2		
1		

Tick the face to show how well you found data.



I knew 2 ways to organise my fruit and vegetables



I knew one way to organise my fruit and vegetables



I needed help

I completed my Mathematics tasks



Friday Grevillea Unit Part A: 17/9/21 Physical Education

I watched the Get Active Episode 5 - Bouncing and Dribbling video 😊

Watch the video Get Active at Home Episode 5 - Bouncing and Dribbling and follow along

<https://education.nsw.gov.au/teaching-and-learning/learning-from-home/learning-at-home/activities-for-your-child/getactive-home>






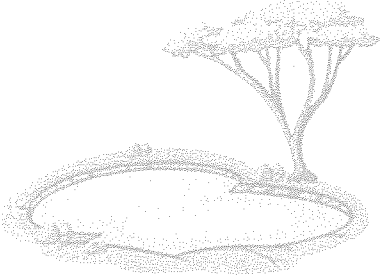

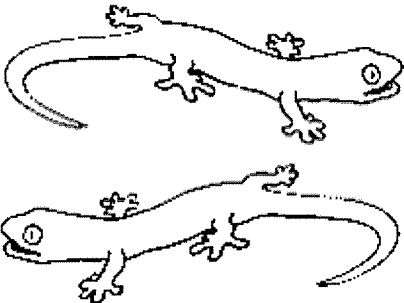
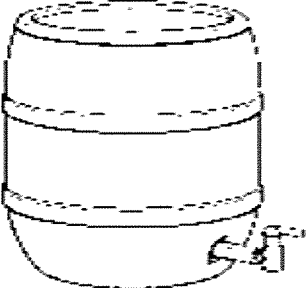
These videos will get you up and moving and help you practise fundamental movement skills. They also talk about how to live a healthy lifestyle. The sessions are led by energetic teachers from schools across NSW.

Tick the face to show how well you participated in the bouncing lesson

😊 I completed the bouncing lesson 😐 I completed some of the lesson 😞 I needed help

Big Rain Coming Word Bank

Read the words and colour in the pictures. You can use these words in your writing this week.

 <p>Old Stephen</p>	 <p>rain</p>	 <p>clouds</p>
 <p>billabong</p>	 <p>frog</p>	<p><u>Days of the week</u></p> <p>Sunday Monday Tuesday Wednesday Thursday Friday Saturday</p>
 <p>lizard</p>	 <p>tank</p>	

The sounds and Tricky word card is at the end of the Grevillea Unit Part B




Kindergarten

Grevillea Unit Part B

from Tuesday 5/10/21 until Monday 11/10/21

Name: _____

Class: _____



Cambridge Gardens Public School

Google classroom username: _____@education.nsw.gov.au

Class code: **taxm4wj**

If you would like your child's user name (which goes at beginning of @education.nsw.gov.au and is usually your child's first and last name with a full stop in between and sometimes a number after the surname) and password please reply to the email sent regarding google classroom with your child's name and class and we will provide your child's details.

Please return this booklet on Monday to the Kindergarten box in the office, class teacher or if you are returning your work via email, the subject line must be **Miss Fry** only. You must include your child's name and class in the body of the email.

Framework for Remote Learning – Kindergarten

You will need access to a digital device and help from a parent/carer to complete the following activities.

Unit 11	Tuesday 5/10/21	Wednesday 6/10/21	Thursday 7/10/21	Friday 8/10/21	Monday 11/10/21
Home Task	Do some weeding in the garden with mum or dad	Set the table for lunch or dinner.	Water the garden with mum or dad's help.	Take a walk in your garden and notice all the small creatures.	When walking with your family or in your backyard look for all the spring flowers.
English	<p>Phonological Awareness Visit the Google Classroom and practise your phonological awareness with Mrs Thompson.</p> <p>Sound Practice Visit the Google Classroom and practise your sounds with Mrs Patrick.</p> <p>Tricky Words Visit the Google Classroom and watch Mrs Patrick's Tricky Word Challenge video. Write out the tricky words in your booklet.</p> <p>Library Lesson Go to Google Classroom to take part in Mrs Rau's library lesson. If you are unable to do this, please visit the Reading Eggs Website and complete one Reading Eggs lesson.</p>	<p>Phonological Awareness Visit the Google Classroom and practise your phonological awareness with Mrs Thompson.</p> <p>Sound Practice Visit the Google Classroom and practise your sounds with Mrs Patrick.</p> <p>Tricky Words Visit the Google Classroom and watch Mrs Patrick's Tricky Word Challenge video.</p> <p>Reading Visit the Reading Eggs Website and complete one Reading Eggs lesson. Now choose a book from the Reading Eggs Library. Read the book with someone who will help you. Remember to point to the words using your Pointy Parrot and use Stretchy Snake to sound</p>	<p>Phonological Awareness Visit the Google Classroom and practise your phonological awareness with Mrs Thompson.</p> <p>Sound Practice Visit the Google Classroom and practise your sounds with Mrs Patrick.</p> <p>Tricky Words Visit the Google Classroom and watch Mrs Patrick's Tricky Word Challenge video.</p> <p>Spelling Read and write your spelling words in different colours.</p> <p>Reading Complete one Reading Eggs lesson.</p>	<p>Phonological Awareness Visit the Google Classroom and practise your phonological awareness with Mrs Thompson.</p> <p>Sound Practice Visit the Google Classroom and practise your sounds with Mrs Patrick. Fill out the sound sheet in the booklet.</p> <p>Tricky Words Visit the Google Classroom and watch Mrs Patrick's Tricky Word Challenge video. Fill out the Tricky Word sheet in the booklet.</p> <p>Spelling Practise the sound 'or' by writing some words that have 'ori' in them and reading some 'or' words on the worksheet.</p>	<p>Phonological Awareness Visit the Google Classroom and practise your phonological awareness with Mrs Thompson.</p> <p>Sound Practice Visit the Google Classroom and practise your sounds with Mrs Patrick.</p> <p>Reading Visit the Reading Eggs Website and complete one Reading Eggs lesson. Now choose a book from the library. Read the book with someone who will help you. Remember to point to the words using your Pointy Parrot and use Stretchy Snake to sound any words out you may be unsure of. Remember to use your Eagle Eyes to look at the pictures to help you. Now tell someone in your house three things</p>








<p>Writing Today you will be writing about something you did on your holiday? Draw a picture of something you did on someone about your picture. Write two or three sentences about something you did.</p> <p>Remember to use 5 star writing: start your sentences with a capital letter and finish each one with a full stop. Use finger spaces between each word and use your neatest writing. Read your sentences to ensure they make sense.</p> <p>Use the Tricky Word and sound sheets at the back of your booklet to help you write the words. Try to stretch out the sounds in words yourself - what is the first sound in your word, what is the middle sound, what is the end sound.</p> <p>Share your story to someone in your family.</p>	<p>any words out you may be unsure of. Remember to use your Eagle Eyes to look at the pictures to help you. Now tell someone in your house three things you remember about the story and then draw them on the sheet.</p> <p>Writing Listen to <u>All of the Factors of Why I Love Tractors</u> by Davina Bell. You can find the story being read by Mrs Rau on the Google Classroom, or on https://www.youtube.com/watch?v=h8c75k08saa</p> <p>Find the tractor word bank at the back of this booklet. Have a look at it, colour in the pictures and use it this week to help you write your sentences.</p> <p>Draw and label a picture of a tractor. Talk to someone about your picture and what you are going to write. Write two or three sentences about something that happened in the story. Use the tricky word and sound word sheet at the back of the booklet to spell the tricky words and other words. Stretch out the sounds in the word yourself</p>	<p>Go the SPELD Reading Link: https://www.speldsa.org.au/SPELD-SA-Phonic-Readers-New-Series and select a decodable simple book from the level 1 - 10 links. Please select a book at the appropriate level. Read the book with an adult who will help you to point to the words using your Pointy Parrot and use Stretchy Snake to sound any words out you may be unsure of. Remember to use your Eagle Eyes to look at the pictures to help you. Have a go at reading it yourself and then read it to your pet or favourite toy too. Now tell someone the words you liked from your story. Write these words in the treasure chest in your workbook and write some sentences using these words underneath.</p> <p>Writing Listen to <u>All of the Factors of Why I Love Tractors</u> again. Think about some of the different things tractors can do. Draw and label a tractor doing different things. Talk to</p>	<p>Reading Go to Fast Phonics on the Reading Eggs website and work through the next lesson.</p> <p>Writing Think about everything you know about tractors. Have you learnt anything new from looking at <u>All of the Factors of Why I Love Tractors</u> and the tractor videos? Draw a picture of a tractor and label it. Talk to someone about your drawing and about all the facts you know about tractors. Use the word bank to help you remember. Now write some sentences about tractors, stating as many facts that you now know about tractors. Remember to use capital letters, finger spaces and full stops. Share your story with someone in your family.</p> <p> Place a photo of your writing on Google Classroom.</p>	<p>you remember about the story and then draw them on the sheet.</p> <p>Writing Today you will be writing about something you did on the weekend that was different? Draw a picture of something you did on the weekend. Talk to someone about your picture. Write 2 or 3 sentences about something you did on the weekend. Remember to use 5 star writing. Start with a capital letter, use finger spaces and full stops. Your writing should be neat and it should make sense. Stretch out your sentences by adding extra details.</p> <p>Use the Tricky Word and sound sheets at the back of your booklet to help you write the words. Try to stretch out the sounds in words yourself - what is the first sound in your word, what is the middle sound, what is the end sound.</p> <p>Share your story to someone in your family</p>
--	--	--	--	--

		<p>somebody about your picture. Write two or three sentences to go with your picture. Start with a capital letter and end with a full stop. Remember to stretch out the sounds and have a go writing by yourself. Use the tractor word bank, Tricky Word and sound page at the back of the booklet to help spell needed words. Share your story with someone in your family.</p>		<p>- what is the first sound in your word, what is the middle sound, what is the end sound. Use a finger space between every word. Share your story with someone in your family.</p>	
<p>Mathematics</p>	<p>Mathematics Counting: Watch the Youtube link and practise counting backwards from 20-1 with Have fun teaching. https://www.youtube.com/watch?v=8hD26XpuUCc</p>	<p>Mathematics Counting: Watch the Youtube link and practise counting backwards from 20-1 with Have fun teaching. https://www.youtube.com/watch?v=8hD26XpuUCc</p>	<p>Mathematics Counting: Watch the Youtube link and practise counting backwards from 20-1 with Have fun teaching. https://www.youtube.com/watch?v=8hD26XpuUCc</p>	<p>Mathematics Counting: Watch the Youtube link and practise counting backwards from 20-1 with Have fun teaching. https://www.youtube.com/watch?v=8hD26XpuUCc</p>	
	<p>Mathematics Counting: Watch the Youtube link and practise counting backwards from 20-1 with Have fun teaching. https://www.youtube.com/watch?v=8hD26XpuUCc</p>	<p>Mathematics Counting: Watch the Youtube link and practise counting backwards from 20-1 with Have fun teaching. https://www.youtube.com/watch?v=8hD26XpuUCc</p>	<p>Mathematics Counting: Watch the Youtube link and practise counting backwards from 20, practice counting backwards from 30-1 with the link. https://www.youtube.com/watch?v=ndj6D-cWseA</p>	<p>Mathematics Counting: Watch the Youtube link and practise counting backwards from 20, practice counting backwards from 30-1 with the link. https://www.youtube.com/watch?v=ndj6D-cWseA</p>	
	<p>Mathematics Counting: Watch the Youtube link and practise counting backwards from 20-1 with Have fun teaching. https://www.youtube.com/watch?v=8hD26XpuUCc</p>	<p>Mathematics Counting: Watch the Youtube link and practise counting backwards from 20-1 with Have fun teaching. https://www.youtube.com/watch?v=8hD26XpuUCc</p>	<p>Mathematics Counting: Watch the Youtube link and practise counting backwards from 20, practice counting backwards from 30-1 with the link. https://www.youtube.com/watch?v=ndj6D-cWseA</p>	<p>Mathematics Counting: Watch the Youtube link and practise counting backwards from 20, practice counting backwards from 30-1 with the link. https://www.youtube.com/watch?v=ndj6D-cWseA</p>	
	<p>Mathematics Counting: Watch the Youtube link and practise counting backwards from 20-1 with Have fun teaching. https://www.youtube.com/watch?v=8hD26XpuUCc</p>	<p>Mathematics Counting: Watch the Youtube link and practise counting backwards from 20-1 with Have fun teaching. https://www.youtube.com/watch?v=8hD26XpuUCc</p>	<p>Mathematics Counting: Watch the Youtube link and practise counting backwards from 20, practice counting backwards from 30-1 with the link. https://www.youtube.com/watch?v=ndj6D-cWseA</p>	<p>Mathematics Counting: Watch the Youtube link and practise counting backwards from 20, practice counting backwards from 30-1 with the link. https://www.youtube.com/watch?v=ndj6D-cWseA</p>	<p>Watch the Youtube link and Practise counting from 1-120 and exercise with Jack Hartmann.</p>








<p>https://www.youtube.com/watch?v=f6NfQM1LIgc</p> <p>TENS Time: Watch the video of the game 3 tens-in-a-row. Play the game 3 tens-in-a-row.</p> <p>https://sites.google.com/education.nsw.gov.au/get-mathematical-early-stage-1/contexts-for-practise/3-tens-in-a-row</p>	<p>https://www.youtube.com/watch?v=f6NfQM1LIgc</p> <p>TENS Time: Watch the video of the game 3 tens-in-a-row. Play the game 3 tens-in-a-row.</p> <p>https://sites.google.com/education.nsw.gov.au/get-mathematical-early-stage-1/contexts-for-practise/3-tens-in-a-row</p>	<p>https://www.youtube.com/watch?v=f6NfQM1LIgc</p> <p>TENS Time: Watch the video of the game 3 tens-in-a-row. Play the game 3 tens-in-a-row.</p> <p>https://sites.google.com/education.nsw.gov.au/get-mathematical-early-stage-1/contexts-for-practise/3-tens-in-a-row</p>	<p>https://www.youtube.com/watch?v=f6NfQM1LIgc</p> <p>TENS Time: Watch the video of the game 3 tens-in-a-row. Play the game 3 tens-in-a-row.</p> <p>https://sites.google.com/education.nsw.gov.au/get-mathematical-early-stage-1/contexts-for-practise/3-tens-in-a-row</p>	<p>https://www.youtube.com/watch?v=f6NfQM1LIgc</p> <p>TENS Time: Watch the video of the game 3 tens-in-a-row. Play the game 3 tens-in-a-row.</p> <p>https://sites.google.com/education.nsw.gov.au/get-mathematical-early-stage-1/contexts-for-practise/3-tens-in-a-row</p>
<p>Kindergarten Zoom - Holiday Recount 12:30-1pm Come along and share something new you learn or did in the holidays.</p> <p></p> <p>https://nsweduction.zoom.us/j/64061467090?pwd=YUNJMHd3dGxsQUJNQTlFYZZTN5bVlUdz09 Meeting ID: 640 6146 7090 Passcode: 967973</p> <p>Mathletics: Visit the Mathletics Website. Complete 2 Mathletics tasks set for you by your classroom teacher.</p>	<p>Addition Play addition game: http://www.abcya.com/addition.htm</p> <p>Students get some forks and spoons and count 4 forks into a bag or container. Then count 6 spoons into the bag or container. How much cutlery is there in the bag in total?</p> <p>Repeat the previous step allowing the student to pick their own numbers. Draw a picture of your spoons and forks in the</p>	<p>Patterns Play the Shape Pattern game: https://www.abcya.com/games/shape_patterns</p> <p>Watch this video about counting by 2's: https://www.youtube.com/watch?v=GvTcplSnOMQ</p> <p>Watch this video about counting by 5's: https://www.youtube.com/watch?v=EemjeA2Djjw</p> <p>In the booklet, complete the skip counting sheet by filling in the numbers that belong in the 1's, 2's and 5's columns. For a</p>	<p> Place a photo of your Tens Time Activity on Google Classroom.</p> <p>Data In your kitchen find some pots, pans, bowls, plates or other containers. Talk to someone about different ways we could organise them. Sort the different objects out and tell someone how you sorted them out. In the booklet use tally marks to count how many objects were in each group.</p>	<p>Time Sing the days of the week song. Sing along with the YouTube video: https://www.youtube.com/watch?v=mXMofxtDPUQ</p> <p>Listen to the Story 'The Grouchy Ladybug by Eric Carle': https://www.youtube.com/watch?v=vlhucZKcAlk</p> <p>Discuss the different events happening in the story at different times. In the booklet, read the part of the story provided and draw the hands on the clock that match the book. <i>Learning Intention:</i> Describe the position of the hands on an analog clock.</p>

<p>Mathletics: Visit the Mathletics Website. Complete 2 Mathletics tasks set for you by your classroom teacher.</p>	<p>Discuss findings. In the booklet make your own tally mark graph.</p> <p>Mathletics: Visit the Mathletics Website. Complete 2 Mathletics Live games.</p>	<p>challenge see if you can do the other columns too.</p> <p>Mathletics: Visit the Mathletics Website. Complete 2 Mathletics tasks set for you by your classroom teacher.</p>	<p>bag and write the number beside it.</p> <p>Complete the addition worksheet in the booklet.</p> <p>Mathletics: Visit the Mathletics Website. Complete 2 Mathletics Live games.</p>	<p>Mathletics: Visit the Mathletics Website. Complete 2 Mathletics tasks set for you by your classroom teacher.</p>
<p>Break</p>	<p>Science Movement Watch the YouTube video Move It! Motion, Forces and You by Adreinne Mason read by Mr Wil https://www.youtube.com/watch?v=1cKYR-T1v8</p> <p>Complete one of the experiments in the book e.g. filling three containers with stones, pasta and crumpled paper. Cover them and see which one took the smallest, largest force to move.</p> <p>Look around your home, backyard or community for things that move. Draw four things that you observed moving.</p>	<p>Music <u>Diddle Diddle Dumpling</u> Find a comfortable place for your child to watch and participate in the music lesson about Diddle Diddle Dumpling External link. (14 minutes) https://vimeo.com/418336364/3cd207b703 After watching the video, talk to your child about what they learnt.</p> <p>Sing the rhyme together: Diddle Diddle dumpling, my son John, Went to bed with his trousers on, One shoe off and one shoe on, Diddle Diddle Dumpling my son John</p> <p>Students create their own</p>	<p>Physical Education <u>Striking</u> Please watch and follow along with the Education NSW Get Active @ Home Striking video at: https://education.nsw.gov.au/teaching-and-learning/learning-from-home/learning-at-home/activities-for-your-child/getactive-home Do as much as you can!</p> <p>If you cannot access the video practice moving a small bean bag, sock from hand to hand. .</p> <p>Draw a picture of yourself completing the open or closed tap and write how many you were able to complete without dropping the object.</p>	<p>History Look at the Grampian Rock Art video that shows places that are important to Aboriginal people. https://www.youtube.com/watch?v=3y65ABpgJpo</p> <p>Students look at the picture of the man with his two dingoes</p>  <p>and answer the questions below.</p> <p>Why do you think the rock painting has been drawn inside a shelter?</p>
<p>Other Areas</p>	<p>Wellbeing Wednesday Family Yoga with Ms Fry</p>  <p>Meet Ms Fry on the mat and enjoy yoga games, stories and poses.</p> <p>Enjoy the Tractor Mindfulness Colouring in</p>	<p>Mathletics: Visit the Mathletics Website. Complete 2 Mathletics tasks set for you by your classroom teacher.</p>	<p>bag and write the number beside it.</p> <p>Complete the addition worksheet in the booklet.</p> <p>Mathletics: Visit the Mathletics Website. Complete 2 Mathletics Live games.</p>	<p>Mathletics: Visit the Mathletics Website. Complete 2 Mathletics tasks set for you by your classroom teacher.</p>



<p>The man probably loved the dingoes because they helped him hunt and kept him company.</p> <p>In your workbook or on a piece of paper or on a rock, draw or paint a picture of yourself with an animal you love.</p> <p> Place a photo of yourself or drawing with an animal you love on Google Classroom.</p>	
<p>Diddle Diddle Dumppling rhyme in a similar way to the example given in the video. Explain that the new name must be 1 syllable long. It doesn't have to be a person, it may be a pet " Diddle Diddle Dumppling, my dog Scruff, Went to bed on a powder puff.' Help students to write down the words for them to practise. Practise it together until it is well known.</p> <p>Write the rhyme in the booklet and draw a picture to illustrate the rhyme.</p> <p> Place a photo of your rhyme and drawing on Google Classroom.</p>	
<p> Place a photo of your drawing on Google Classroom.</p>	



Tuesday Grevillea Unit Part B: 5/10/21: English - PAw time and Sounds

- I did my PAw time with Mrs Thompson on Google Classroom 😊 tick
- I practised my sounds with Mrs Patrick on Google Classroom 😊 tick
- I practised my Tricky Words with Mrs Patrick on Google Classroom 😊 tick

Read and write the Tricky Words

Tricky Words	Tick if you can read them	Write the Tricky Words
was		
are		
all		
said		
have		
only		
little		
what		
there		
they		
here		
when		

Tick the face to show how well you know your Tricky Words


- 😊 I know most of my Tricky Words
 😐 I know some of my Tricky Words
 😞 I needed help

I completed the library lesson with Mrs Rau 😊 OR

I completed a lesson in Reading Eggs 😊 Lesson Number _____

Tuesday Grevillea Unit Part B: 5/10/21 : English - Writing - Recount

Draw and label something you did on the holidays. Include lots of detail.



Write two or three sentences about something you did on your holidays. Please focus on sounding out words you need to write and use your best handwriting. You can start with **On the holidays,** if you like.

Handwriting practice lines consisting of ten horizontal lines.

Tick the face to show how well you could sound out the words and write them on your own



I could sound out and write words



I'm learning to write my words



I needed help

Tuesday Grevillea Unit Part B: - 5/10/21: Counting

I completed the counting songs: 20 - 1 😊 30 - 1 😊 1 - 120 😊


TENS Time: 3 Tens in a Row

Watch the video link:

<https://sites.google.com/education.nsw.gov.au/get-mathematical-early-stage-1/context-s-for-practise/3-tens-in-a-row>.

You will need:

- A 0-9 dice or spinner (<https://rollthedice.online/en/cdice/0-9-dice>).
- 2 different coloured markers
- Paper



Instructions

- Draw a 3x3 grid as a game board (like noughts and crosses game board).
- Players take turns to roll the dice and write the number in one of their boxes.
- The goal is to be able to write two numbers in each box that combine to make 10.
- Players continue taking turns until a player has been the first to make 3 tens in a row.

Tick the face to show how well you could play 3 Tens-in-a-Row.



I could play the game



I could do some additions to 10




I needed help

Tuesday Grevillea Unit Part B: 5/10/21: Mathematics - Time

Watch the Story The Grouchy Ladybug by Eric Carle:

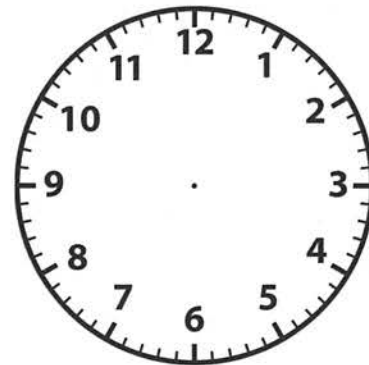
<https://www.youtube.com/watch?v=vlhucZKcALk>

Read the part of the story that is written below each clock and draw the hands on the clock to match the book.



“Hey you,” said the grouchy ladybug.
“Want to fight?”
“If you insist,” said the yellow jacket.

“Hey you,” said the grouchy ladybug.
“Want to fight?”
“If you insist,” said the sparrow,
opening its sharp beak.



“Hey you,” said the grouchy ladybug.
“Want to fight?”
“If you insist,” said the elephant,
raising its trunk and showing its big
tusks.

“Hey you, want to fight?”
And the whale’s tail gave the
grouchy ladybug such a SLAP...

Tick the face to show how well you knew time.



I know different times



I'm still learning different times



I needed help

I completed my Mathletics tasks 😊

Tuesday Grevillea Unit Part B 5/10/21 - Science - Movement



Instructions: Watch the Youtube reading of Move It! Motion, Forces and You by Adrienne Mason read by Mr Wil. Complete one of the experiments. Draw four things you noticed move in your environment.

I watched the book Move It! Youtube reading  

Select one of the experiments from the book Move It! to do at home with mum and dad's help. Draw a picture of the experiment that you completed and what you noticed during the experiment.

Draw four things that you noticed can move in your environment.

Tick the face to show how well you understood movement:

 I understood movement
  I needed help

Wednesday Grevillea Part B 6/10/21: English - PAw, Sounds and Tricky Words

I did my PAw time with Mrs Thompson on Google Classroom 😊 tick

I practised my sounds with Mrs Patrick on Google Classroom 😊 tick

I practised my Tricky Words with Mrs Patrick on Google Classroom 😊 tick




I am learning my _____ Tricky Words.

Reading Title of the book I'm reading from the Reading Eggs Library:

Draw three things you remember from the book.

I remember	I remember
I remember	

Tick the face to show how well you could remember 3 things from the story

 I could remember 2 or 3 things
  I could remember 1 thing
  I couldn't remember

Wednesday Grevillea Unit Part B 6/10/21: English - Writing - Tractors

Draw and label a picture of a tractor. Use the word bank at the end of the booklet to help you.



Now write some sentences about a part of the story.

Tick the face to show how well you could sound out the words and write them on your own

- I could sound and write words I'm learning to sound and write my words I needed help

Wednesday Grevillea Unit Part B: - 6/10/21: Counting

I completed the counting songs: 20 - 1 😊 30 - 1 😊 1 - 120 😊

TENS Time: 3 Tens in a Row



Watch the video link:


<https://sites.google.com/education.nsw.gov.au/get-mathematical-early-stage-1/context-s-for-practise/3-tens-in-a-row>.

You will need:

- A 0-9 dice or spinner (<https://rollthedice.online/en/cdice/0-9-dice>).
- 2 different coloured markers
- Paper

Instructions

- Draw a 3x3 grid as a game board (like noughts and crosses game board).
- Players take turns to roll the dice and write the number in one of their boxes.
- The goal is to be able to write two numbers in each box that combine to make 10.
- Players continue taking turns until a player has been the first to make 3 tens in a row.



Tick the face to show how well you could play 3 Tens-in-a-Row.



I could play the game



I could do some additions to 10



I needed help

Wednesday Grevillea Unit Part B: 6/10/21: Mathematics - Data

Find some different pots, pans, bowls and plates in your kitchen. Use the table below to draw tally marks for each group. Don't forget to use the top part of the box to write which group you are counting. See if you can make a graph using one of your tables.

Draw a picture of the different groups you made.

Tally Marks:

Make your own graph here:

7				
6				
5				
4				
3				
2				
1				

Tick the face to show how well you found data.




I could make a graph



I knew how to organise and tally



I needed help

I completed my Mathematics tasks 

Wednesday Grevillea Unit Part B 6/10/21: Wellbeing - Mindfulness

Join in Family Yoga with Ms Fry.
Remember, your whole family can join in if you like.



<https://nsweducation.zoom.us/j/61426399274?pwd=N2RjSzJPVHROaUJPMjRaSTlWQXBjdz09>
Meeting ID: 614 2639 9274 Passcode: 596743

Enjoying colouring the tractor below.



Tick the face to show how well you practised yoga.

<input type="checkbox"/>	<input type="checkbox"/>
I am confident during yoga lessons	I need more practise

Thursday Grevillea Unit Part B 7/10/21: English - PAw, Sounds and Spelling

I did my PAw time with Mrs Thompson on Google Classroom 😊 tick

I practised my sounds with Mrs Patrick on Google Classroom 😊 tick

I practised my Tricky Words with Mrs Patrick on Google Classroom 😊 tick

Spelling: Read and write your spelling words using lots of coloured pencils:

Read (tick the words you can read)	Write (tick the words you can spell)	Write (tick the words you can spell)
fun		
our		
shop		
book		
look		
track		
Extension Work	Extension Work	Extension Work
corn		
fork		
storm		
tractor		

Tick the face to show how well you know your spelling words

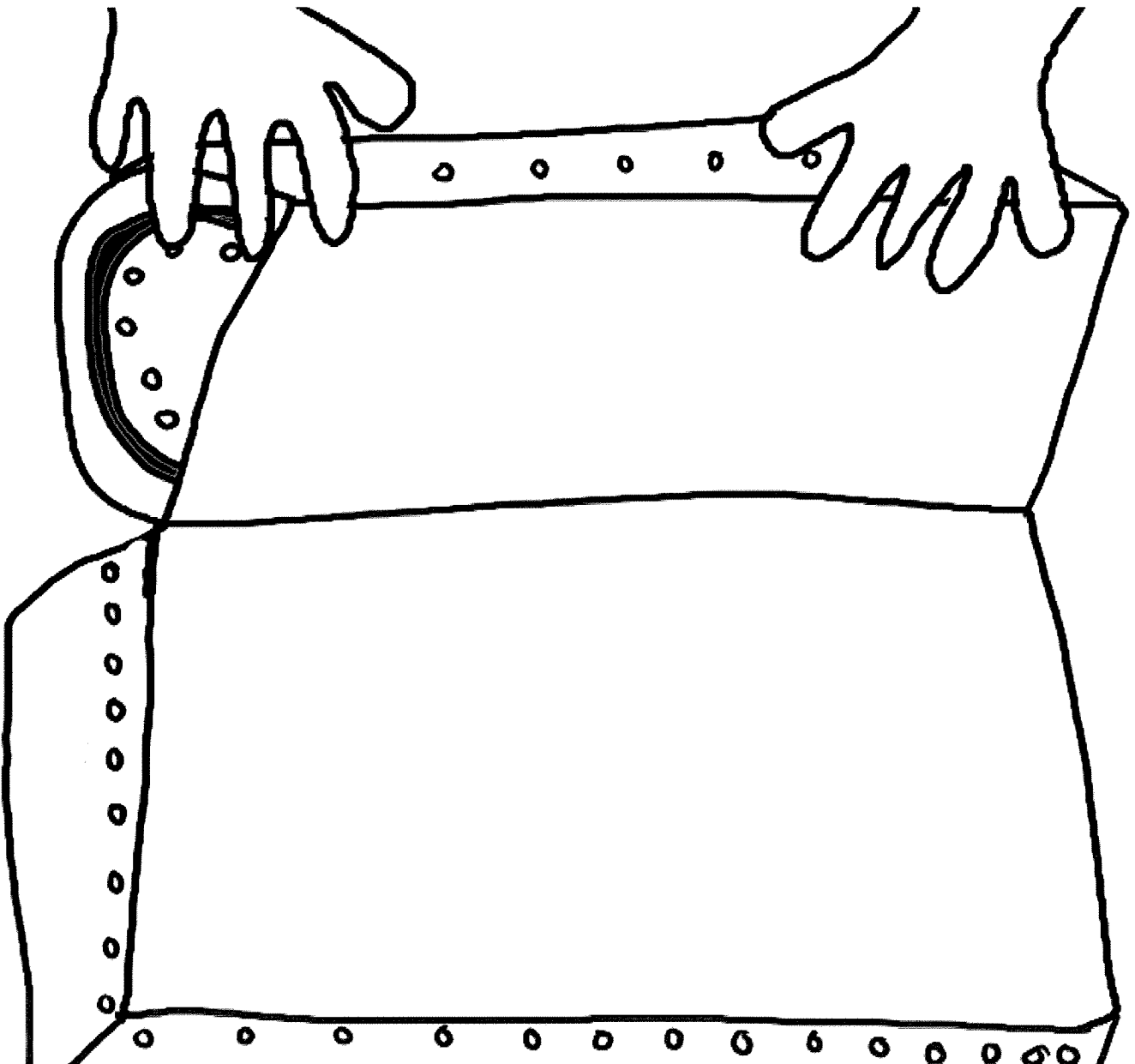
😊 I can spell many of my spelling words 😐 I can spell a few of my spelling words ☹️ I needed help

Thursday Grevillea Unit Part B 7/10/21: English - Reading

I completed the Reading Eggs Lesson 😊📖 Lesson Number _____




Title of the decodable reader I'm reading from the SPELD Website link:

Write the words you liked from the book you read and use some words to write sentences on the next page. Try to use more than one word in each sentence.




Use the words in the treasure chest to write some sentences. Try and use more than one word in each sentence.




Tick the face to show how well you could write words and sentences

 I could use the words in sentences  I could write the words in the chest  I couldn't remember

Thursday: Grevillea Unit Part B 7/10/21: English - Writing

Think about the book, All of the Factors of Why I Love Tractors and all the different things tractors can do. Draw a picture of some different tractors, then write some sentences about your picture.



Tick the face to show how well you could sound out the words and write them on your own  I could sound out and write words  I'm learning to write my words  I needed help

Thursday Grevillea Unit Part B: - 7/10/21: Counting

I completed the counting songs: 20 - 1 😊 30 - 1 😊 1 - 120 😊


TENS Time: 3 Tens in a Row

Watch the video link:

<https://sites.google.com/education.nsw.gov.au/get-mathematical-early-stage-1/context-s-for-practise/3-tens-in-a-row>.

You will need:

- A 0-9 dice or spinner (<https://rollthedice.online/en/cdice/0-9-dice>).
- 2 different coloured markers
- Paper



Instructions

- Draw a 3x3 grid as a game board (like noughts and crosses game board).
- Players take turns to roll the dice and write the number in one of their boxes.
- The goal is to be able to write two numbers in each box that combine to make 10.
- Players continue taking turns until a player has been the first to make 3 tens in a row.

Tick the face to show how well you could play 3 Tens-in-a-Row.



I could play the game



I could do some additions to 10



I needed help

Thursday: Grevillea Unit Part B 7/10/21: Maths - Patterns

Watch the 2 skip counting videos and complete the columns By 1's, By 2's and By 3's. If you finished those 3, try to do By 10's and then your own.

Watch this video about counting by 2's:

<https://www.youtube.com/watch?v=GvTcpfSnOMQ>

Watch this video about counting by 5's:

<https://www.youtube.com/watch?v=EemjeA2Djjw>

Number Patterns

Write down the number patterns in the columns below. Can you find them all?

<u>By 1's</u>	<u>By 2's</u>	<u>By 5's</u>	<u>By 10's</u>	<u>Others</u>

Tick the face to show how well you could skip count.



I could skip count by 1's, 2's and 5's



I could do some skip counting



I needed help

I completed my Mathematics tasks



Thursday: Grevillea Unit Part B 7/10/21



Diddle Diddle Dumpling Music Lesson

In this lesson students will learn to sing the song Diddle Diddle Dumpling and will then create their own rhyme.



Diddle diddle

I watched and followed along with the Diddle Diddle Dumpling video 😊

My Diddle Diddle Dumpling Rhyme:

Diddle Diddle dumpling,
my _____,

Went to bed _____

Diddle Diddle Dumpling my _____

_____.

Tick the face to show how you well you could sing Diddle Diddle Dumpling

😊 I could sing the rhyme 😞 Im learning to sing the rhyme 😐 I need more practise

Friday Grevillea Unit Part B - 8/10/21: English - PAw and Sounds

I did my PAw time with Mrs Thompson on Google Classroom 😊 tick

I practised my sounds with Mrs Patrick on Google Classroom 😊 tick

Some sounds I needed help with:

Tick the face to show how well you know your sounds



I know all my sounds



I'm still learning some sounds



I'm still learning lots of sounds

I practised my Tricky Words with Mrs Patrick on Google Classroom 😊 tick

I am learning my _____ Tricky Words.

Some Tricky Words I needed help with

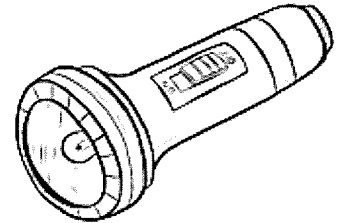

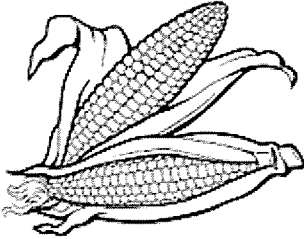
Friday Grevillea Unit Part B - 8/10/21: English - Spelling

Trace the following or sounds:

or or or or or

Write it:

Sound out the words below:



Read the words by sounding them out, say them 3 times:
Colour in the bubbles as you read them.

fort	😊😊😊	pork	😊😊😊	horn	😊😊😊
short	😊😊😊	sport	😊😊😊	storm	😊😊😊

Tick the face to show how well you know the sound or



I knew the or sound well



I'm still learning the or sound




I needed help

Friday: English - Reading

I completed the Fast Phonics lesson 😊 Lesson Number _____

Friday Grevillea Unit Part B - 8/10/21: Writing 

Draw a picture of a tractor and label it.



Write down as many facts about tractors that you know. Remember to use full sentences.

Tick the face to show how many facts you knew about tractors

 I knew at least 5 facts.  I knew 2 or 3 facts  I needed help

Friday Grevillea Unit Part B: - 8/10/21: Counting

I completed the counting songs: 20 - 1 😊 30 - 1 😊 1 - 120 😊


TENS Time: 3 Tens in a Row

Watch the video link:

<https://sites.google.com/education.nsw.gov.au/get-mathematical-early-stage-1/context-s-for-practise/3-tens-in-a-row>.

You will need:

- A 0-9 dice or spinner (<https://rollthedice.online/en/cdice/0-9-dice>).
- 2 different coloured markers
- Paper



Instructions

- Draw a 3x3 grid as a game board (like noughts and crosses game board).
- Players take turns to roll the dice and write the number in one of their boxes.
- The goal is to be able to write two numbers in each box that combine to make 10.
- Players continue taking turns until a player has been the first to make 3 tens in a row.

Tick the face to show how well you could play 3 Tens-in-a-Row.



I could play the game



I could do some additions to 10



I needed help

Friday Grevillea Unit Part B -8/10/21: Mathematics - Addition

Play addition game:

<http://www.abcya.com/addition.htm>

Students get some forks and spoons.

Count 4 forks into a bag or container.


Then count 6 spoons into the bag or container.

How much cutlery is there in the bag total? _____


Repeat the previous step allowing the student to pick their own number of forks and spoons.

Draw a picture of your spoons and forks in the bag and write the number beside it.

Bag 1





Bag 2




Complete addition worksheet.

1   How many are there altogether?

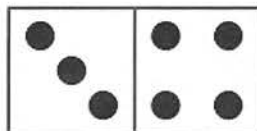
 Say the number fact out loud to a partner.



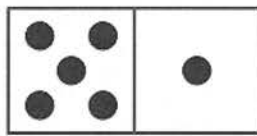
and is altogether.




and is altogether.




and is altogether.



and is altogether.




and is altogether.

2  Draw your own dots on the domino.
Finish the number fact.



and is altogether.

Tick the face to show how well you could add.

 I could add two numbers

 I am learning to add two numbers

 I needed help

I completed my Mathematics tasks 

Friday: Grevillea Unit Part B 8/10/21 Physical Education

I watched and followed along with the *Get Active Episode 2 - Striking* video 😊

<https://education.nsw.gov.au/teaching-and-learning/learning-from-home/learning-at-home/activities-for-your-child/getactive-home>

These videos will get you up and moving and help you practise fundamental movement skills. They also talk about how to live a healthy lifestyle. The sessions are led by energetic teachers from schools across NSW.



Draw a picture of yourself completing the open or closed tap and write how many you could complete without dropping the object.

Tick the face to show how well you participated in the striking lesson

- 😊 I completed the striking lesson
 😐 I completed some of the lesson
 ☹️ I needed help

Monday Grevillea Unit Part B 11/10/21: English - PAw time and Sounds

I did my PAw time with Mrs Thompson on Google Classroom 😊 tick

I practised my sounds with Mrs Patrick on Google Classroom 😊 tick

English - Reading

I completed the Reading Eggs Lesson 😊 Lesson Number _____

Title of the book I'm reading from the Reading Eggs Library _____

Draw three things you remember from the book.


I remember	I remember
I remember	

Tick the face to show how well you could remember 3 things from the story

😊 I could remember 2 or 3 things
 😐 I could remember 1 thing
 😞 I couldn't remember

Monday Grevillea Unit Part B 11/10/21: English -Writing - Recount

Draw and label something you did on the weekend. Include lots of detail.



Write 2 or 3 sentences about something you did on the weekend. Please focus on sounding out words you need to write and use your best handwriting. You can start with **On the weekend**, if you like.

Handwriting practice lines consisting of ten horizontal lines.

Tick the face to show how well you could sound out the words and write them on your own



I could sound out and write words



I'm learning to write my words



I needed help

Monday Grevillea Unit Part B: - 11/10/21: Counting

I completed the counting songs: 20 - 1 😊 30 - 1 😊 1 - 120 😊


TENS Time: 3 Tens in a Row

Watch the video link:

<https://sites.google.com/education.nsw.gov.au/get-mathematical-early-stage-1/context-s-for-practise/3-tens-in-a-row>.

You will need:

- A 0-9 dice or spinner (<https://rollthedice.online/en/cdice/0-9-dice>).
- 2 different coloured markers
- Paper



Instructions

- Draw a 3x3 grid as a game board (like noughts and crosses game board).
- Players take turns to roll the dice and write the number in one of their boxes.
- The goal is to be able to write two numbers in each box that combine to make 10.
- Players continue taking turns until a player has been the first to make 3 tens in a row.

Tick the face to show how well you could play 3 Tens-in-a-Row.



I could play the game



I could do some additions to 10



I needed help

I completed my Mathematics tasks 😊

Monday Grevillea Unit Part B 11/10/21

Kindergarten Zoom - Holiday Recount

12:30-1pm

Come along and share something new you learn or did in the holidays.



<https://nsweducation.zoom.us/j/64061467090?pwd=YUNJMHd3dGxsQUNoTWFYZTN5bUVUdz09>

Meeting ID: 640 6146 7090
Passcode: 967973





Monday Grevillea Unit Part B 11/10/21 - History - Connections to Places

Instructions: Watch the Grampians Aboriginal Rock Art video. Look at the picture below and answer the questions. Draw or paint a picture of yourself with an animal you love. (It can be a pet).

I watched the Grampians Aboriginal Rock Art video. 😊

Aboriginal Rock Art

Look at this picture of the man with his two dingoes:



Why do you think the rock painting has been drawn inside a shelter?

The man probably loved the dingoes because they helped him hunt and kept him company.

In your workbook or on a piece of paper or on a rock , draw or paint a picture of yourself with an animal you love.

Tick the face to show how well you could draw or paint a picture



I could draw or paint a picture of myself with an animal I love






I needed help

Student and Parent Reflection:

Student

I am happy with the amount of work I completed

 I know I did my best
  I am learning to work at home
  I found it hard

Ask Mum or Dad to write for you:

What did I enjoy most in this unit of work?

What did I need help with?

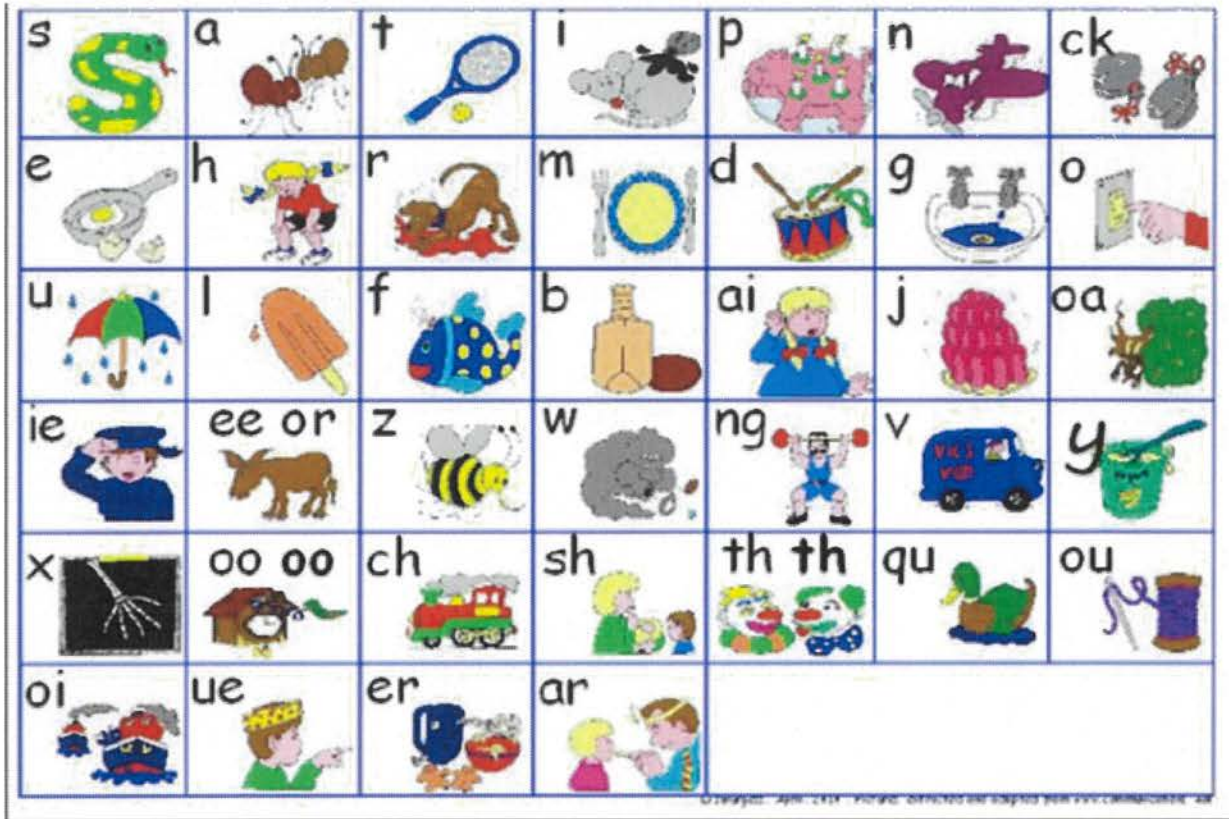
Parent

I was happy with the amount of work completed by my child: _____

Any comments or queries?

Teacher's Response


Sounds and Tricky Words




BLUE	YELLOW	RED	GREEN	PINK	BROWN
I	you	one	why	saw	once
the	your	by	where	put	upon
he	come	like	who	could	always
she	some	have	which	should	also
me	said	live	any	would	of
we	here	give	many	right	eight
be	there	only	more	two	love
was	they	old	before	four	cover
to	go	little	other	goes	after
do	no	down	were	does	every
are	so	what	because	made	mother
all	my	when	want	their	father

Word Bank: Tractors


Colour in the pictures. You can use this word bank to help you write your stories this week.



tractor



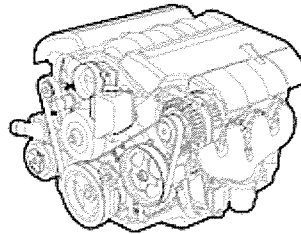
wheel




tyres



farmer



engine



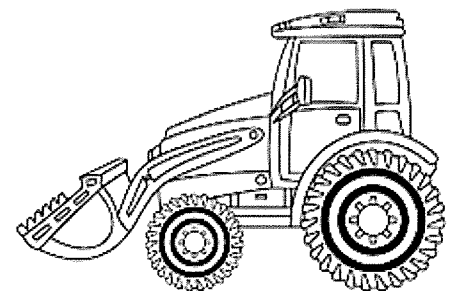
plough



field



library



digger