


Kindergarten 3 Day Unit

Kindergarten 3 Day Unit

Name: _____

Class: _____



Cambridge Gardens Public School

Please return this booklet to the class teacher.



Learning environment checklist

In setting up this space the following should be considered:

- ☐ Is the area free of distraction?
- ☐ Is there excessive noise in the area?
- ☐ Are there trip hazards in the area?
- ☐ Is the area exposed to direct glare or reflections?
- ☐ Does the area have sufficient power points available?
- ☐ Is equipment (extension cords etc.) in good, safe, working condition?
- ☐ Is there a proper desk and chair and other necessary equipment (light, stationery and devices)?
- ☐ Is the chair adjusted correctly?
 - Feet should be flat on the floor and knees bent at right angles with thighs parallel to the floor.
 - The chair backrest should support the lower back and allow your child to sit upright.
 - The chair should move freely and not be restricted by hazards such as mats and power cords.
 - Chair arm rests should be removed or lowered when typing.
- ☐ Is the computer adjusted correctly?
 - The screen should be positioned directly in front of your child.
 - The screen should be at a distance where your child can see clearly and easily without straining. The top of the screen should be slightly lower than eye level.
 - The keyboard should be positioned at a distance where elbows are close to your child's body and their shoulders should be relaxed.
 - The mouse should be placed directly next to the keyboard.
- ☐ Are their most frequently used items within easy reach from a seated position?

Framework for Remote Learning – Kindergarten

You will need access to a digital device and help from a parent/carer to complete the following activities.

3 Day	Day 1	Day 2	Day 3
Task	Do a jigsaw puzzle.	Play a board or card game with someone in your family.	Draw or paint a picture of a special person in your life.
English	<p>Sound and Tricky Words Practice Visit Google Classroom and practise your sounds and Tricky Words with Mrs Thompson and Mrs Patrick. If you know all your Blue and Yellow Tricky Words start practising the next colour using the Tricky Words at the back of the booklet.</p> <p>Reading Eggs Visit the Reading Eggs Website and complete one Reading Eggs lesson.</p> <p>Reading Visit Google Classroom and listen to <u>Eight</u> by Lyn Lee read by Mrs Thompson or on Youtube at https://www.youtube.com/watch?v=EZIQGeUKbeI You will use this story for writing in this unit. Discuss what you remember about Eight and his adventures coming back to Timmy.</p> <p>Writing After listening to Mrs Thompson read <u>Eight</u> by Lyn Lee or watching the YouTube link, find the Eight word bank at the back of this booklet. Have a look at it, colour in the</p>	<p>Sound and Tricky Word Practice Visit Google Classroom and practise your sounds and Tricky Words with Mrs Thompson and Mrs Patrick. If you know all your Blue and Yellow Tricky Words start practising the next colour using the Tricky Words at the back of the booklet.</p> <p>Reading Visit the Reading Eggs Website and complete one Reading Eggs lesson.</p> <p>Select a simple book from the Reading Eggs Library. Look at the pictures, the cover and the title and discuss with someone in your family what you think the book is going to be about. Draw what you think the book will be about. Ask a family member to read the book to you. Then have a go at reading your book to someone too.</p> <p>In the booklet read the simple sentences about Eight and match the pictures to the text. Remember to use your Eagle Eyes, Pointy Parrot and Stretchy Snake.</p>	<p>Sound and Tricky Word Practice Visit Google Classroom and practise your sounds and Tricky Words with Mrs Thompson and Mrs Patrick. If you know all your Blue and Yellow Tricky Words start practising the next colour using the Tricky Words at the back of the booklet.</p> <p>Spelling Read and trace your Eight spelling words and draw a picture in the box.</p> <p>Reading Complete one Reading Eggs lesson.</p> <p>Writing Listen to the story Eight again. Think about what happened to Eight when he was left behind at the park. Draw a picture of Eight's adventures. Talk to someone about what Eight did when he was separated from Timmy. Write some sentences about what Eight did when he was left at the park. Use the Tricky Word and sound word sheet at the back of the booklet to spell the Tricky Words and other words. Stretch out the sounds in the word yourself - what is the first sound in</p>

Day 4

STEM
Activities



	<p>pictures if you like and use it this week to help you write your sentences.</p> <p>Draw and label a picture of Eight and Timmy together. Talk to your parents about your picture and what you are going to write. Write some sentences about Eight and Timmy.</p> <p>Use the Tricky Word and sound word sheet at the back of the booklet to spell the Tricky Words and other words. Stretch out the sounds in the word yourself - what is the first sound in your word, what is the middle sound, what is the end sound. Use a finger space between every word.</p> <p>If you found this easy, try writing two sentences joined together using the words because, and, when, but, so and for.</p> <p>Share your story with someone.</p>	<p>Spelling</p> <p>Write the words from the book Eight and write 2 sentences using one spelling word in each.</p>	<p>your word, what is the middle sound, what is the end sound. Use a finger space between every word.</p> <p>If you found this easy, try writing two sentences joined together using the words because, and, when, but, so and for.</p> <p>Share your story with someone.</p>
Break			
	<p>TENS Time: Friends of 4-10</p> <p>Using the dominoes sheet in the booklet. Select a number from 4 -10 and draw and write the combinations or friends for that number. Extension: friends of 30, 20, 45 etc.</p> <p>Mathematics Counting:</p> <p>Watch the YouTube link and practise counting backwards from 20-1 with Have Fun Teaching. https://youtu.be/srPktd4k_O8</p> <p>Watch the YouTube link and practise counting from 1-100 and exercise with one</p>	<p>TENS Time: Friends of 4-10</p> <p>Using the dominoes sheet in the booklet. Select a number from 4 -10 and draw and write the combinations or friends for that number. Extension: friends of 30, 20, 45 etc.</p> <p>Mathematics Counting:</p> <p>Watch the YouTube link and practise counting backwards from 20-1 with Have Fun Teaching. https://youtu.be/srPktd4k_O8</p> <p>Watch the YouTube link and practise counting from 1-100 and exercise with one</p>	<p>TENS Time: Friends of 4-10</p> <p>Using the dominoes sheet in the booklet. Select a number from 4 -10 and draw and write the combinations or friends for that number. Extension: friends of 30, 20, 45 etc.</p> <p>Mathematics Counting:</p> <p>Watch the YouTube link and practise counting backwards from 20-1 with Have Fun Teaching. https://youtu.be/srPktd4k_O8</p> <p>Watch the YouTube link and practise counting from 1-100 and exercise with one of your favourite superheroes, Spiderman.</p>

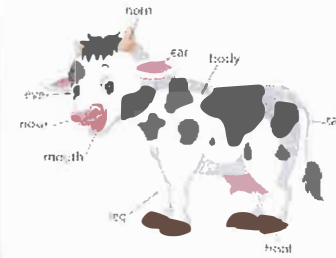


	<p>of your favourite superheroes, Spiderman. https://www.youtube.com/watch?v=L9md4L2pAVQ</p> <p>Measurement: Length Watch and listen to the YouTube song 'The polar bear length song' https://www.youtube.com/watch?v=anbimcl5nLw</p> <p>Trace your hand on a piece of paper and cut the hand outline with scissors (ask for help if you need too). Using your hand cut out, walk around your house and find things that are shorter and longer than your hand. Draw these in the correct section below.</p> <p>Mathletics: Visit the Mathletics Website. Complete 2 Mathletics tasks.</p>	<p>of your favourite superheroes, Spiderman. https://www.youtube.com/watch?v=L9md4L2pAVQ</p> <p>Measurement: Length Watch the Numberjacks episode 'Measured Responses' https://www.youtube.com/watch?v=OqhVCeIIOSs. Answer the Numberjacks question in the booklet. Complete the activity sheet by finding 5 leaves and sticking them in order of height from shortest to tallest on the page. If you cannot get leaves use your pencils from your pencil case.</p> <p>Mathletics: Visit the Mathletics Website. Complete 2 Mathletics tasks.</p>	<p>https://www.youtube.com/watch?v=L9md4L2pAVQ</p> <p>Number: Watch and listen to the YouTube song. Sing along and practise the teen numbers. https://youtu.be/1W5aYi3Ikho Complete the number 19 worksheet. Practise writing the number 19. Count and colour 19 stars and draw 19 flowers.</p> <p>Mathletics: Visit the Mathletics Website. Complete 2 Mathletics tasks.</p>
Break			
Other Areas	<p>Physical Education Running Watch one of Mr New's videos located on Google Classroom on running, catching and throwing. If you cannot access Google Classroom practise one of the skills of throwing, catching or running.</p> <p>Draw a picture of yourself practising that skill.</p>	<p>Health Pete the Cat Watch the video on Google Classroom about Pete the Cat. https://www.youtube.com/watch?v=fj_z6zGQVyM</p> <p>Join in with the song. While you are listening, Think about a time when something went wrong for you. Did you get sad or cross, or were you like Pete the Cat? Draw a picture of that time when</p>	<p>Science What do we notice about living things? Select a farm animal such as a goat, pig, horse, sheep etc and watch a short factual video with a parent. Draw a picture of your selected animal and label the picture with the features of the animal. Include for example the ears, eyes, tail, legs, hooves, mouth, nose etc.</p>



something went wrong. Draw what Pete the Cat would do if that happened to him.

Body Part of Cow



Then draw three things your selected animal needs to survive.

Day 1 English Sounds and Tricky Words

I practised my sounds 😊 ☐ tick

I practised my Tricky Words 😊 ☐ tick

Write the sounds (sound sheet at the back of the booklet) you needed help with in this box:


Write your Tricky Words (list at the back of the booklet) in colour:

I completed my Reading Eggs lesson 😊 ☐ tick

Day 1 English Writing

I listened to the story Eight by Lyn Lee on Google Classroom or YouTube 😊 ☐ tick

Draw and label a picture of Timmy and Eight together. Use the word bank at the end of the booklet to help you.



Now write some sentences about Timmy and Eight.

Tick the face to show how well you could sound out the words and write them on your own

☐

I could sound and write words

☐

I'm learning to sound and write my words

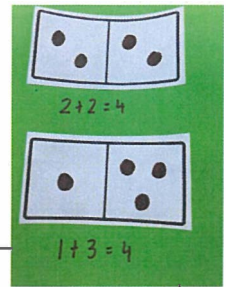
☐

I needed help



Day 1: Mathematics - TENS Time Resource

Select a number from 4 -10 and draw some domino combinations and write the number sum below:



--	--

--	--

--	--

--	--

--	--

--	--

--	--

--	--

Tick the face to show how well you can create number combinations.

☐

I created many number combinations

☐

I created some number combinations

☐

I needed help



Day 1 Mathematics Counting:

I completed the counting songs: 20 - 1 😊 ☐ and 1 - 100 😊 ☐

Length

Watch and listen to the YouTube song 'The polar bear length song' <https://www.youtube.com/watch?v=anbimcl5nLw>

Using your hand, walk around your house and find things that are shorter and longer than your hand. Draw these below.

Shorter than your hand:

Longer than your hand:

Tick the face to show how well you could find shorter and longer items:

😊 ☐ I could find shorter and longer items 😐 ☐ I'm learning to find shorter and longer items ☹️ ☐ I needed help



Day 1 - Physical Education

Practice one of the skills of catching, throwing or running. You could watch one of Mr New's catching, throwing or running videos and practise the skills. Draw a picture of the skill you practised.

Tick the face to show how well you practised the skill

☐

I can confidently

☐

I'm still learning to

☐

I needed help



Day 2: English Sounds and Tricky Words

I practised my sounds 😊 ☐ tick

I practised my Tricky Words 😊 ☐ tick

Write the sounds (sound sheet at the back of the booklet) you knew in this box:

Write your Tricky Words (list at the back of the booklet) in the box:



Day 2: English - Reading

I completed the Reading Eggs Lesson 😊 ☐

Title of the book I'm reading from the Reading Eggs Library:

My Prediction - Draw what you think the book will be about:



Day 2: English - Reading

Look at the pictures and read the sentences using your Pointy Parrot, Eagle Eyes and Stretchy Snake. Draw a line to match the pictures to the correct sentence.

I can see Eight.

Timmy loved to play with his toys.

When Timmy had a bath, Eight sat on the toilet.



Checklist



I read the sentences.



EAGLE EYE
Look at the Pictures!

Look at the pictures for clues

I used my Eagle Eyes to look at the pictures to help me read. 😊 ☐

POINTY PARROT

Point to the words!



Point to each word as you read

I used my Pointy Parrot to point to the words as I read.



STRETCHY SNAKE

Stretch it out!



Stretch the word out slowly.
Put the sounds together.

I used Stretchy Snake to sound out the words I wasn't sure how to read.



Day 2: English - Spelling

Write the words from the book Eight and write two sentences:

Tricky Words	Tick if you can read them	Write the Word
to		
of		
log		
had		
bed		
bath		
left		
lost		
went		
eight		
Extension		
pirate		
circus		
friend		
school		

Tick the face to show how well you know your spelling words

☐

I know most of my spelling words

☐

I know some of my spelling words

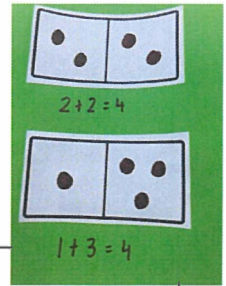
☐

I needed help



Day 2: Mathematics - TENS Time Resource

Select a different number from 4 -10 and draw some domino combinations and write the number sum below:



--	--

--	--

--	--

--	--

--	--

--	--

--	--

--	--

Tick the face to show how well you can create number combinations.

☐

I created many number combinations

☐

I created some number combinations

☐

I needed help




Day 2: Mathematics Counting:

I completed the counting songs: 20 - 1 😊 ☐ and 1 - 100 😊 ☐

Measurement - Length

I watch Numberjacks 'Measured Responses' (www.youtube.com/watch?v=OqhVCeIIOss) 😊 ☐

Find something like a wooden spoon or stick from the garden to measure the length of some items at home, e.g. the lounge is 8 wooden spoons long. Draw what you measured in the box below:



Tick the face to show how well you could measure the length of an object at home:

😊 ☐ I could measure an object easily 😐 ☐ I'm learning to measure an object 😞 ☐ I needed help



Day 2: Mathematics - Length

Find 5 leaves of different lengths. Stick them below in order of shortest to tallest. If you can't collect any leaves, use your pencils in your pencil case and draw them in order below.

Tick the face to show how well you understand length.

☐

I understand length

☐

I'm learning about length

☐

I needed help

I completed two Mathematics tasks  ☐



Day 2 : Health

Pete the Cat

Watch the Pete the Cat video at https://www.youtube.com/watch?v=fj_z6zGQVyM

Draw a picture of a time when something went wrong and what Pete the cat would have done in this situation.

Tick the face to show how well you understand being resilient:

☐

I can show being resilience

☐

I am learning to be resilient

☐

I need help



Day 3: English - Sounds, Tricky Words and Spelling

I practised my sounds and Tricky Words 😊 ☐ tick

Read, trace and draw pictures of the **spelling** words from the book Eight by Lyn Lee:

to	of of of	log
had	bed	bath
left	lost	friend

Tick the face to show how well you could read your spelling words

😊 ☐ I could read most of my spelling words 😐 ☐ I could read some of my spelling words 😞 ☐ I needed help



Day 3: English - Reading and Writing

I completed the Reading Eggs Lesson 😊 ☐

English - Writing

Draw a picture of Eight on his adventures when he was left at the park.

Write some sentences about what Eight did when he was left at the park:

Tick the face to show how well you could sound out the words and write them on your own

☐

I could sound out and write words

☐

I'm learning to write my words

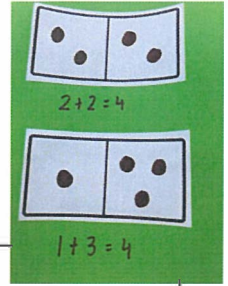
☐

I needed help



Day 3: Mathematics - TENS Time Resource

Select a number from 4 -10 and draw some domino combinations and write the number sum below:



--	--

--	--

--	--

--	--

--	--

--	--

--	--

--	--

Tick the face to show how well you can create number combinations.

☐

I created many number combinations

☐

I created some number combinations

☐

I needed help



Day 3: Mathematics Counting:


I completed the counting songs: 20 - 1 😊☐ and 1 - 100 😊☐

Mathematics - Number

Practise writing the number 19.

19				

Count and colour in 19 stars.



Draw 19 flowers.

Write the numbers that come before and after 19

Before

After

	19	
--	----	--

Tick the face to show how well you know the number 19

😊☐ I knew the number 19 well 😊☐ I'm still learning the number 19 😊☐ I'm finding it hard

I completed two Mathletics tasks 😊☐



Day 3: Science - Living Things

Select a farm animal such as a goat, pig, horse, sheep etc and watch a short factual video with a parent. Draw a picture of your selected animal and label the picture with the features of the animal. Include for example the ears, eyes, tail, legs, hooves, mouth, nose etc.

<p>eyes</p> <p>tail</p> <p>legs</p> <p>ears</p> <p>body</p> <p>head</p> <p>nose</p>	<p>Draw and label your farm animal:</p>
---	---

Draw 3 things your farm animal needs to survive.

--	--	--

Tick the face to show how well you can identify what animals need:

☐

I could identify 3 or more needs

☐

I could identify 1-2 needs

☐

I needed help



Student and Parent Reflection:

Student

I am happy with the amount of work I completed

☐

I know I did my best

☐

I am learning to work at home

☐

I found it hard

Ask Mum or Dad to write for you:

What did I enjoy most in this unit of work?

What did I need help with?


Parent

I was happy with the amount of work completed by my child: _____

Any comments or queries?

Teacher's Response:





BLUE	YELLOW	RED	GREEN	PINK	BROWN
I	you	one	why	saw	once
the	your	by	where	put	upon
he	come	like	who	could	always
she	some	have	which	should	also
me	said	live	any	would	of
we	here	give	many	right	eight
be	there	only	more	two	love
was	they	old	before	four	cover
to	go	little	other	goes	after
do	no	down	were	does	every
are	so	what	because	made	mother
all	my	when	want	their	father



Eight Word Bank




Eight



Timmy



school




park




bath




boat



pirates



circus



tiger

Day 4 Kindergarten STEM Activities - The Farm

Activity 1: Watch the following youtube video Blippy's Farm Tour.

<https://www.youtube.com/watch?v=Dqq4H6JsP5A>

Draw and label the farm animals and vegetables featured throughout the clip.

Farm Animals	Farm Vegetables


Activity 2: Watch the following Youtube clip about Cows.

<https://www.youtube.com/watch?v=sgLWBjCKNbo>

Complete the following worksheets .

Use the bubbles to describe cows.

Farmer: _____



The worksheet is enclosed in a dotted rectangular border. At the top right, the text 'Use the bubbles to describe cows.' is written in a bold, sans-serif font. Below this, the text 'Farmer: _____' is followed by a horizontal line. In the center of the page is a cartoon cow with a smiling face, two small horns, and two ears. Six empty oval bubbles are arranged around the cow, with lines connecting them to the cow's head. The bubbles are intended for students to write descriptions of cows.

Fact Chart: COWS


farmer: _____

Fact #1

Fact #2

Fact #3

Fact #4




Activity 3: Complete the following Research Worksheet below.

Farmer: _____

Research: List 4 different kinds of farm animals and write a sentence about each one.

Animal #1	Animal #2
Animal #3	Animal #4



Activity 4: Make a Farm that features the 4 animals from the previous activity. You may like to use Lego, cardboard, toys and other household materials such as recyclables.

