


Kindergarten Unit 2

Name: _____

Class: _____



Cambridge Gardens Public School

Google classroom username: _____@education.nsw.gov.au

Class code: **taxm4wj**

If you would like your child's user name (which goes at beginning of @education.nsw.gov.au and is usually your child's first and last name with a full stop in between and sometimes a number after the surname) and password please reply to the email sent regarding google classroom with your child's name and class and we will provide your child's details.

Please return this booklet on Monday to the Kindergarten box in the office, class teacher or if you are returning your work via email, the subject line must be **Miss Fry** only. You must include your child's name and class in the body of the email.



Learning environment checklist

In setting up this space the following should be considered:

- ☐ Is the area free of distraction?
- ☐ Is there excessive noise in the area?
- ☐ Are there trip hazards in the area?
- ☐ Is the area exposed to direct glare or reflections?
- ☐ Does the area have sufficient power points available?
- ☐ Is equipment (extension cords etc.) in good, safe, working condition?
- ☐ Is there a proper desk and chair and other necessary equipment (light, stationery and devices)?
- ☐ Is the chair adjusted correctly?
 - Feet should be flat on the floor and knees bent at right angles with thighs parallel to the floor.
 - The chair backrest should support the lower back and allow your child to sit upright.
 - The chair should move freely and not be restricted by hazards such as mats and power cords.
 - Chair arm rests should be removed or lowered when typing.
- ☐ Is the computer adjusted correctly?
 - The screen should be positioned directly in front of your child.
 - The screen should be at a distance where your child can see clearly and easily without straining. The top of the screen should be slightly lower than eye level.
 - The keyboard should be positioned at a distance where elbows are close to your child's body and their shoulders should be relaxed.
 - The mouse should be placed directly next to the keyboard.
- ☐ Are their most frequently used items within easy reach from a seated position?

Framework for Remote Learning – Kindergarten

You will need access to a digital device and help from a parent/carer to complete the following activities.

Unit 2	Monday	Tuesday	Wednesday	Thursday	Friday
Home Task	Have a look for some living things in the garden.	Help mum or dad with a job around the house.	Do a jigsaw puzzle.	Draw or paint a picture for a family member.	Play a card game with someone in your family.
English	<p>Sound Practice Visit the Google Classroom and practise your sounds with Mrs Thompson.</p> <p>Reading Select a simple book from the Reading Eggs Library. Look at the pictures, the cover and the title and discuss with someone in your family what you think the book is going to be about. Draw what you think the book will be about. Ask a family member to read the book to you.</p> <p>Writing Today you will be writing about something you did in the holidays that was different? Draw a picture of something you did in the holidays. Talk to someone about your picture. Write one or two sentences about something you did in the holidays. Remember to start your</p>	<p>Sound Practice Visit the Google Classroom and practise your sounds with Mrs Thompson.</p> <p>Tricky Words Visit the Google Classroom and watch Mrs Patrick's Blue or Yellow Tricky Word video. Practise your Blue Tricky Words by reading and writing each one. Keep practising them each day. All the Tricky Words are at the end of the booklet so continue your learning if you are working on your Red, Green, Pink or Brown Tricky Words. If you know all your Tricky Words, start learning to spell each set.</p> <p>Reading Visit the Reading Eggs Website and complete one Reading Eggs lesson.</p> <p>Read your selected simple book from the Reading Eggs Library. Read the book</p>	<p>Sound Practice Visit the Google Classroom and practise your sounds with Mrs Thompson.</p> <p>Spelling Copy out your spelling words. Read and trace your spelling words and draw a matching picture in the box.</p> <p>Reading Complete one Reading Eggs lesson.</p> <p>Read your selected simple book from the Reading Eggs Library. Read the book with an adult who will help you to point to the words using your Pointy Parrot and use Stretchy Snake to sound any words out you may be unsure of. Remember to use your Eagle Eyes to look at the pictures to help you. Have a go at reading it</p>	<p>Sound Practice Visit the Google Classroom and practise your sounds with Mrs Thompson.</p> <p>Spelling Read and write your spelling words in different colours.</p> <p>Reading Complete one Reading Eggs lesson.</p> <p>Read your selected simple book from the Reading Eggs Library. Read the book with an adult who will help you to point to the words using your Pointy Parrot and use Stretchy Snake to sound any words out you may be unsure of. Remember to use your Eagle Eyes to look at the pictures to help you. Have a go at reading it yourself and then read it to your pet or favourite toy too. Write some Tricky</p>	<p>Sound Practice Visit the Google Classroom and practise your sounds with Mrs Thompson. Fill out the sound sheet in the booklet.</p> <p>Spelling Practise the sound 'ar' by writing some words that have 'ar' in them and reading some or words on the worksheet.</p> <p>Reading Complete one Reading Eggs lesson.</p> <p>Read your simple book three times. Copy a sentence from your reading book onto a piece of paper. Cut each word of your sentence and try to reassemble your sentence. Glue the sentence in the space on the workbook. Complete one sentence at a time, before starting a new cut sentence. Don't</p>



<p>sentences with a capital letter and finish each one with a full stop. Use finger spaces between each word and use your neatest writing. Use the Tricky Word and sound sheets at the back of your booklet to help you write the words. Try to stretch out the sounds in words yourself - what is the first sound in your word, what is the middle sound, what is the end sound. Share your story to someone in your family.</p>	<p>with an adult who will help you to point to the words using your Pointy Parrot and use Stretchy Snake to sound any words out you may be unsure of. Remember to use your Eagle Eyes to look at the pictures to help you. Have a go at reading it yourself and then read it to your pet or favourite toy too. Tell someone what happened in your own words.</p> <p>Writing Visit Google Classroom and listen to <i>The Year on the Farm</i> by Penny Matthews and Andrew McLean . You can also listen to the book being read by Mel Hunter on Youtube:: https://www.youtube.com/watch?v=co9MyotFn4c</p> <p>Find <i>A Year on the Farm</i> word bank at the back of this booklet. Have a look at it, colour in the pictures and use it this week to help you write your sentences. Draw and label a picture of the farm. Talk to your parent about your picture and what you are going to write. Write a simple sentence about the farm. You might want to</p>	<p>yourself and then read it to your pet or favourite toy too. Talk to a family member about your favourite part of the story. You can draw a picture of your favourite part and write some sentences too.</p> <p>Writing Listen to <i>A Year on the Farm</i> again. Think of the things that happened in the story. Draw and label one of the things that happened. Talk to somebody about your picture. Write at least one sentence to go with your picture. Start with a capital letter and end with a full stop. Remember to stretch out the sounds and have a go writing by yourself. Use <i>The Year on the Farm</i> word bank, Tricky Word and sound page at the back of the booklet to help spell needed words. Share your story with someone in your family.</p>	<p>Words you found in the text.</p> <p>Writing Listen to <i>A Year on the Farm</i> again. What was your favourite animal in the story? Draw that animal and talk to someone about why you like this animal the best. Write some sentences about the animal. Use the farm word bank, Tricky Word and sound page at the back of the booklet to help you spell some words. Share your story with someone in your family.</p>	<p>forget capitals and full stops.</p> <p>Writing Think about everything you know about farms. Have you learnt anything new from looking at <i>A Year on the Farm</i>? Draw a picture of what you would do if you were a farmer. Talk to someone about your drawing then write some sentences about your picture. Remember to use capital letters, finger spaces and full stops. Share your story with someone in your family.</p>
------------------------------------------------------------------------------------------------------------------------------------------------------------------------------------------------------------------------------------------------------------------------------------------------------------------------------------------------------------------------------------------------------------------------------------------	--------------------------------------------------------------------------------------------------------------------------------------------------------------------------------------------------------------------------------------------------------------------------------------------------------------------------------------------------------------------------------------------------------------------------------------------------------------------------------------------------------------------------------------------------------------------------------------------------------------------------------------------------------------------------------------------------------------------------------------------------------------------------------------------------------------------------------------------------------------------------------------------------------------------------------------------------------------------------------------------------------------------------------------------------------------	------------------------------------------------------------------------------------------------------------------------------------------------------------------------------------------------------------------------------------------------------------------------------------------------------------------------------------------------------------------------------------------------------------------------------------------------------------------------------------------------------------------------------------------------------------------------------------------------------------------------------------------------------------------------------------------------------------------------------------------------------------------------------------------------------------------	------------------------------------------------------------------------------------------------------------------------------------------------------------------------------------------------------------------------------------------------------------------------------------------------------------------------------------------------------------------------------------------------------------------------------------------------------------------	---------------------------------------------------------------------------------------------------------------------------------------------------------------------------------------------------------------------------------------------------------------------------------------------------------------------------------------------------------------------------------------------------------------------------------------------------------------------------



		<p>start with “On the farm ...” Use the tricky word and sound word sheet at the back of the booklet to spell the tricky words and other words. Stretch out the sounds in the word yourself - what is the first sound in your word, what is the middle sound, what is the end sound. Use a finger space between every word.</p> <p>If you found this easy, try writing more sentences about what you can see and what happens on the farm.</p> <p>Share your story with someone in your family.</p>			
Break					
Mathematics	<p>Mathematics Counting: Watch the Youtube link and practise counting backwards from 20-1 with Have fun teaching. https://youtu.be/srPkt4k_O8 If you can count backwards from 20, practice counting backwards from 30-1 with the link.</p>	<p>Mathematics Counting: Watch the Youtube link and practise counting backwards from 20-1 with Have fun teaching. https://youtu.be/srPkt4k_O8 If you can count backwards from 20, practice counting backwards from 30-1 with the link.</p>	<p>Mathematics Counting: Watch the Youtube link and practise counting backwards from 20-1 with Have fun teaching. https://youtu.be/srPkt4k_O8 If you can count backwards from 20, practice counting backwards from 30-1 with</p>	<p>Mathematics Counting: Watch the Youtube link and practise counting backwards from 20-1 with Have fun teaching. https://youtu.be/srPkt4k_O8 If you can count backwards from 20, practice counting backwards from 30-1 with the link.</p>	<p>Mathematics Counting: Watch the Youtube link and practise counting backwards from 20-1 with Have fun teaching. https://youtu.be/srPkt4k_O8 If you can count backwards from 20, practice counting backwards from 30-1 with the link.</p>



<p>https://www.youtube.com/watch?v=ndj6D-cWseA</p> <p>Watch the Youtube link and Practise counting from 1-120 and exercise with Jack Hartmann. https://www.youtube.com/watch?v=f6NfQM1LIGc</p> <p>TENS Time: Watch the TENS Time activity posted on the Google Classroom by Mr New. Cut out and make your own dice to use in the lion's head activity. If you can't make your dice please use the online dice link: https://www.online-stopwatch.com/chance-games/roll-a-dice/</p> <p>Number: Fractions Watch the fractions video posted on Google Classroom by Mrs Wright. Practise your fractions by completing the worksheet.</p> <p>Mathletics: Visit the Mathletics Website. Complete 1 Mathletics task set for you by your classroom teacher.</p>	<p>https://www.youtube.com/watch?v=ndj6D-cWseA</p> <p>Watch the Youtube link and Practise counting from 1-120 and exercise with Jack Hartmann. https://www.youtube.com/watch?v=f6NfQM1LIGc</p> <p>TENS Time: Watch the TENS Time activity posted on the Google Classroom by Mr New. Use the dice you have already made, or the interactive dice (https://www.online-stopwatch.com/chance-games/roll-a-dice/) to use in the lion's head activity.</p> <p>Number: Fractions Watch the fractions video posted on Google Classroom by Mrs Wright. Practise your fractions by completing the worksheet.</p> <p>Mathletics: Visit the Mathletics Website. Complete 1 Mathletics task set for you by your classroom teacher.</p>	<p>the link. https://www.youtube.com/watch?v=ndj6D-cWseA</p> <p>Watch the Youtube link and Practise counting from 1-120 and exercise with Jack Hartmann. https://www.youtube.com/watch?v=f6NfQM1LIGc</p> <p>TENS Time: Watch the TENS Time activity posted on the Google Classroom by Mr New. Use the dice you have already made, or the interactive dice (https://www.online-stopwatch.com/chance-games/roll-a-dice/) to use in the lion's head activity.</p> <p>Number: Practise writing the number 13. Colour in 13 caterpillars and draw 13 cupcakes.</p> <p>Mathletics: Visit the Mathletics Website. Complete 1 Mathletics task set for you by your classroom teacher.</p>	<p>https://www.youtube.com/watch?v=ndj6D-cWseA</p> <p>Watch the Youtube link and Practise counting from 1-120 and exercise with Jack Hartmann. https://www.youtube.com/watch?v=f6NfQM1LIGc</p> <p>TENS Time: Watch the TENS Time activity posted on the Google Classroom by Mr New. Use the dice you have already made, or the interactive dice (https://www.online-stopwatch.com/chance-games/roll-a-dice/) to use in the lion's head activity.</p> <p>Measurement: Colour all the pictures that are heavier than you red and all the pictures that are lighter than you blue.</p> <p>Mathletics: Visit the Mathletics Website. Complete 1 Mathletics task set for you by your classroom teacher.</p>	<p>https://www.youtube.com/watch?v=ndj6D-cWseA</p> <p>Watch the Youtube link and Practise counting from 1-120 and exercise with Jack Hartmann. https://www.youtube.com/watch?v=f6NfQM1LIGc</p> <p>TENS Time: Watch the TENS Time activity posted on the Google Classroom by Mr New. Use the dice you have already made, or the interactive dice (https://www.online-stopwatch.com/chance-games/roll-a-dice/) to use in the lion's head activity.</p> <p>Shapes: Watch and view the Shape Song on the link: https://www.youtube.com/watch?v=OEbRDtCAFDU Go on a shape walk and find different shapes inside or outside your house. Draw the shapes you can see. If you are unable to walk around your home watch the Numberjacks Go On Their Very Own Shape Hunt and draw the shapes</p>
-----------------------------------------------------------------------------------------------------------------------------------------------------------------------------------------------------------------------------------------------------------------------------------------------------------------------------------------------------------------------------------------------------------------------------------------------------------------------------------------------------------------------------------------------------------------------------------------------------------------------------------------------------------------------------------------------------------------------------------------------------------------------------------------------------------------------------------------------------------------------------------------------------------------------------------------------------------------------------------------------	-------------------------------------------------------------------------------------------------------------------------------------------------------------------------------------------------------------------------------------------------------------------------------------------------------------------------------------------------------------------------------------------------------------------------------------------------------------------------------------------------------------------------------------------------------------------------------------------------------------------------------------------------------------------------------------------------------------------------------------------------------------------------------------------------------------------------------------------------------------------------------------------------------------------------------------------------------------	-------------------------------------------------------------------------------------------------------------------------------------------------------------------------------------------------------------------------------------------------------------------------------------------------------------------------------------------------------------------------------------------------------------------------------------------------------------------------------------------------------------------------------------------------------------------------------------------------------------------------------------------------------------------------------------------------------------------------------------------------------------------------------------------------------------------------------------------------------------------------------------------------------------------------------	--------------------------------------------------------------------------------------------------------------------------------------------------------------------------------------------------------------------------------------------------------------------------------------------------------------------------------------------------------------------------------------------------------------------------------------------------------------------------------------------------------------------------------------------------------------------------------------------------------------------------------------------------------------------------------------------------------------------------------------------------------------------------------------------------------------------------------------------------------------------------------------------------------------------------------------------------------	------------------------------------------------------------------------------------------------------------------------------------------------------------------------------------------------------------------------------------------------------------------------------------------------------------------------------------------------------------------------------------------------------------------------------------------------------------------------------------------------------------------------------------------------------------------------------------------------------------------------------------------------------------------------------------------------------------------------------------------------------------------------------------------------------------------------------------------------------------------------------------------------------------------------------------------------------------------------------------------------------------------------------------------------------------------------------



					<p>they find. Link: https://www.youtube.com/watch?v=9O5o1k_5UKw&list=PLE9pMcf1Eun-4j-5N7Z7c6_ThO2qJaPYG&index=3.</p> <p>Mathletics: Visit the Mathletics Website. Complete 1 Mathletics task set for you by your classroom teacher.</p>
Break					
Other Areas	<p>Science <u>'What is a living thing?'</u> Go to the SciShow <i>It's Alive! Biology for Kids</i> link below: https://www.youtube.com/watch?v=Gy60BqCnTG4 Talk to someone in your family about what makes something living. Some of their responses could be – it moves, it eats and drinks, it produces wastes, it breathes. Ask 'How do we know something isn't living?' Some of the responses could be – it stays in the same spot, it doesn't need food or water, it doesn't breathe.</p>	<p>Geography <u>Homes on the Farm</u> Think about the story <u><i>A Year on the Farm</i></u> by <i>Penny Matthews and Andrew McLean</i>. Discuss the episode of Blippi at the farm (You may rewatch this from last week). https://www.youtube.com/watch?v=Dqq4H6JsP5A Talk to someone in your family about: *Why is the farm special? *How do the people take care of the farm? *Why do the people need to take care of the farm? *What shelters do different animals need?</p>	<p>Wellbeing Activity <u>Yoga</u> Do some yoga with Miss Fry. Find Miss Fry's Story Yoga video on Google Classroom. Select a Cosmic Kids yoga on YouTube if you are unable to use Google Classroom. If you would like to, you may draw a picture of yourself doing a yoga pose.</p>	<p>Physical Education <u>Throwing</u> Watch Mr New's video located on the Google Classroom on throwing at different targets. You will need three tennis balls or other balls of the similar size and a garbage bin to complete the activity. Draw a picture of you throwing at your targets.</p>	<p>Health <u>Kitchen Garden</u> Watch Mrs Cheetham's video on Google Classroom. She is demonstrating how to grow beans. Write a sentence about broad beans and dwarf beans, using the pictures to help you. Remember to look at their colour, size and shape. <u>Healthy Lunch Box</u> Think about the different foods you can eat. Some are everyday foods and others are sometimes foods. Everyday foods are healthy foods. Draw some healthy foods that can be put into your lunch box.</p>



	<p>Using the images from the student workbook – Is it Living? ask what are some examples of living and non-living things.</p> <p>Go to your backyard or for a walk with your parent or carer. What living things can you see? Do you know what they are? How do you know it is living? Talk to your parent or carer about what living things you see. Choose one living thing. Draw a picture in the box in the workbook. Add three labels to the picture. Write a sentence or talk to your parent/carer about why you think it is a living thing (What can it do?)</p>	<p>Complete the workbook activity by drawing a line to link the farm animal with their shelter.</p>			
--	-------------------------------------------------------------------------------------------------------------------------------------------------------------------------------------------------------------------------------------------------------------------------------------------------------------------------------------------------------------------------------------------------------------------------------------------------------------------------------------------------------------------------------------------------------------------------	-----------------------------------------------------------------------------------------------------	--	--	--



Monday: English - Sounds

I practised my sounds with Mrs Thompson on Google Classroom 😊 ☐ tick

Monday: English - Reading

Title of the book I'm reading from the Reading Eggs Library:


My Prediction - Draw what you think the book will be about:

Monday: English - Writing - Recount

Draw and label something you did on your holiday. Include lots of detail.



Write a sentence (or two or more sentences) about something you did on the weekend. Please focus on sounding out words you need to write and use your best handwriting. You can start with **On my holiday,**



Tick the face to show how well you could sound out the words and write them on your own

☐

I could sound out and write words

☐

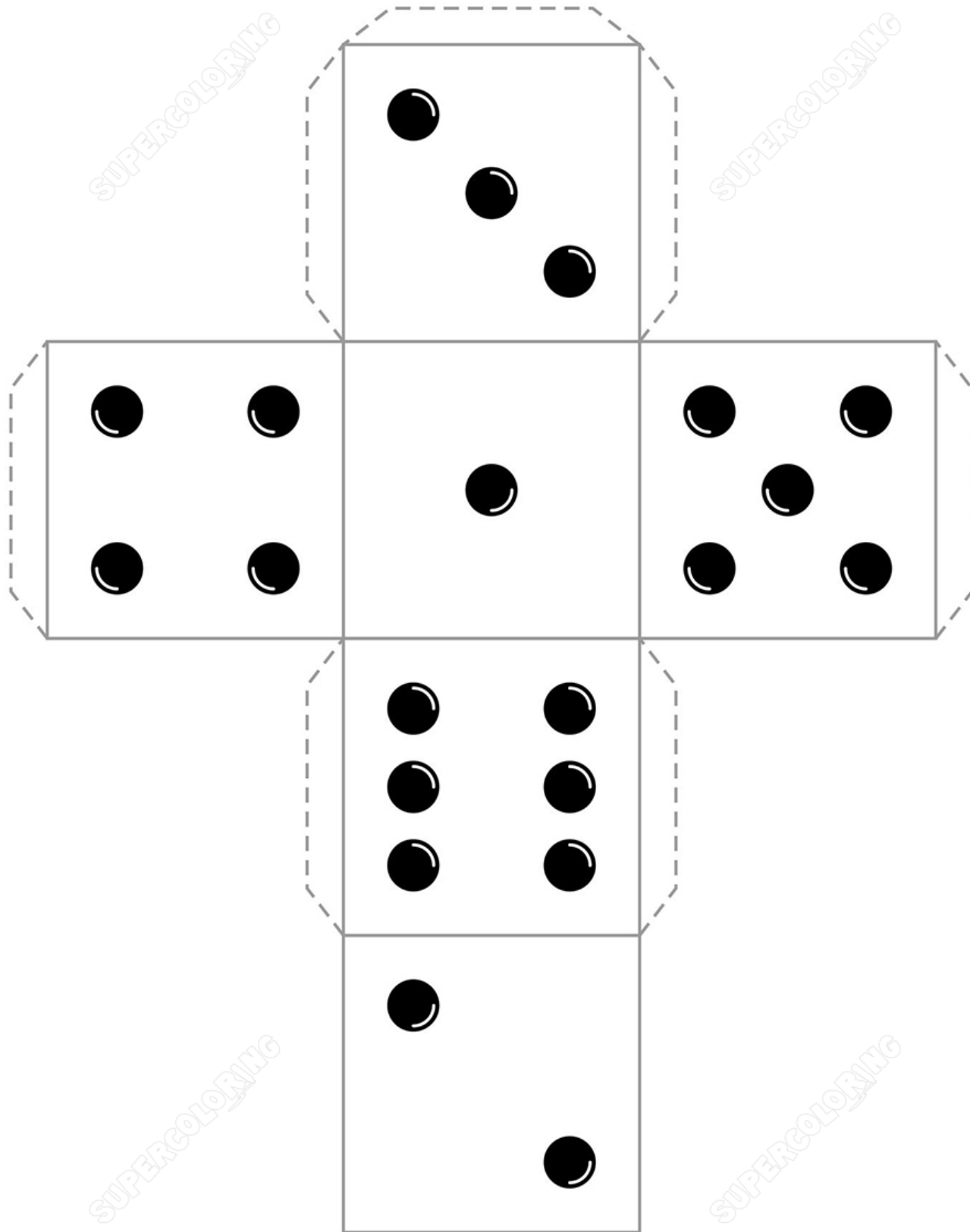
I'm learning to write my words

☐

I needed help

Monday: Mathematics - TENS Time Resource

Cut out the following dice template and watch the video by Mr New on Google Classroom to build your own dice to use for your TENS Time for the entire week.





Monday: Mathematics

Counting

I completed the counting songs: 20 -1 😊 ☐ 30-1 😊 ☐ and 1-120 😊 ☐

TENS Time

Complete the TENS game, Lion's Head. Place 10 pegs or pencils on your lion as directed by Mr New's video on Google Classroom. Using your own dice or a virtual dice, roll the dice and take away the correct amount of pegs. (Virtual dice: <https://www.online-stopwatch.com/chance-games/roll-a-dice/>)

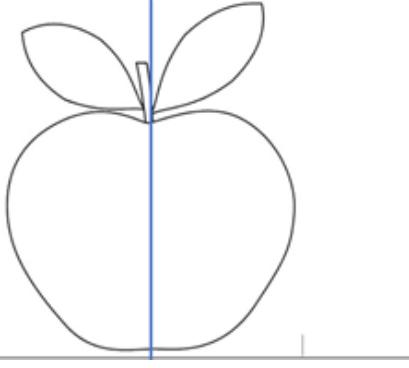


Tick the face to show how well you could take away numbers from ten.

😊 ☐ I could take away numbers from 10 😐 ☐ I'm learning to take away numbers from 10 ☹️ ☐ I needed help

Monday: Mathematics Fractions - Halves


Colour 1 half of the apple **GREEN**.



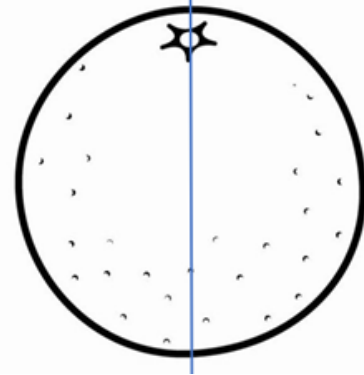
Colour 1 half of cupcake **PURPLE**.



Colour 1 half of the strawberry **RED**.



Colour in 1 half of the orange **YELLOW**.



Colour 1 half of the heart **ORANGE**.



Colour 1 half of the butterfly.



Tick the face to show how well you understand halves.

☐

I understand halves well

☐

I'm learning about halves

☐








I needed help

I completed my Mathletics task  ☐

Monday - Science - Is it Living?

Instructions: Look at the pictures in the table below. Think about what you know about living things. Put a tick if you think it is living or a cross if you think it is not living. Talk to your parent or carer about why you think it is living. Trace the words in the last column. Can you read some of the words?

All images from Pixabay.com.

Is it a living thing?	Tick/cross	What is it?
		dog
		butterfly
		bag
		snake
		crayons
		snail
		rocks

Go to your backyard or for a walk with your parent or carer. What living things can you see? Do you know what they are? How do you know it is living? Talk to your parent or carer about what living things you see.

Monday - Science What is Living?

Choose one living thing. Draw a picture in the box. Add three labels to the picture. Write a sentence or talk to your parent/carer about why you think it is a living thing (What can it do?)

Living thing 1

Tick the face to show how well you understand what living things are

☐

I understand living things

☐

I'm learning about living things

☐

I needed help

Tuesday: English - Sound and Tricky Word Practice

I practised my sounds with Mrs Thompson on Google Classroom



☐ tick

I practised my Tricky Words with Mrs Patrick on Google Classroom



☐ tick

Read and write the Blue and Yellow Tricky Words

Tricky Words	Tick if you can read them	Write the Tricky Words
I		
the		
he		
she		
me		
we		
be		
was		
to		
do		
are		
all		
you		
your		
come		
some		

Tick the face to show how well you know your Tricky Words



I know most of my Tricky Words



I know some of my Tricky Words




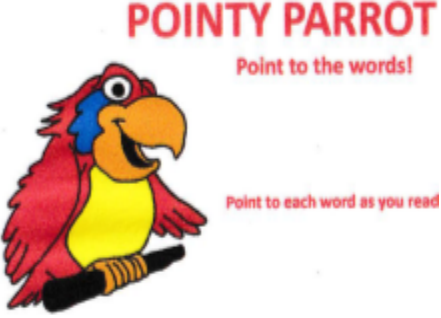


I needed help

Tuesday: English - Reading

I completed the Reading Eggs lesson 😊 ☐ Lesson Number _____


Title of the book I'm reading from the Reading Eggs Library

Checklist

	<p>I read the book 3 times.</p> <p>😊 <input type="checkbox"/></p>		<p>I used my eagle eyes to look at the pictures to help me read.</p> <p>😊 <input type="checkbox"/></p>
	<p>I used my pointy parrot to point to the words as I read.</p> <p>😊 <input type="checkbox"/></p>		<p>I used stretchy snake to sound out the words I wasn't sure how to read.</p> <p>😊 <input type="checkbox"/></p>
	<p>I could retell the story.</p> <p>😊 <input type="checkbox"/></p>		

Monday: English - Writing - A Year on the Farm

Draw and label a picture of a farm. Use the word bank at the end of the booklet to help you.



Now write at least one sentence about your farm picture.

Tick the face to show how well you could sound out the words and write them on your own

☐

I could sound and write words

☐

I'm learning to sound and write my words

☐

I needed help

Tuesday: Mathematics

Counting

I completed the counting songs: 20 -1 😊 ☐ 30-1 😊 ☐ and 1-120 😊 ☐

TENS Time

Complete the TENS game, Lion's Head. Place 10 pegs or pencils on your lion as directed by Mr New's video on Google Classroom. Using your own dice or a virtual dice roll the dice and take away the correct amount of pegs. (Virtual dice: <https://www.online-stopwatch.com/chance-games/roll-a-dice/>)



Tick the face to show how well you could take away numbers from ten.

😊 ☐ I could take away numbers from 10 😐 ☐ I'm learning to take away numbers from 10 ☹️ ☐ I needed help

Fractions – halves

When we divide a whole into 2 equal parts, we call each part a **half**.

This is one whole apple.



whole



The apple is now cut into halves.




half

half

- 1  Colour 1 half of each shape.



- 2  Tick the shapes that have 1 half shaded. Remember, halves must be **equal** or the **same**.



Tick the face to show how well you understand halves.

☐

I understand halves well

☐

I'm learning about halves

☐

I needed help







I completed my Mathematics task

☐







Tuesday: Geography

Draw a line to match the farm animal to their shelter:

Shelters on Farms

		
paddock	kennel	barn
		
coop	shed	stable

ANIMALS

Tick the right face to show if you could identify farm animal shelters:

☐

I know shelters for farm animals

☐

I knew some of the shelters

☐

I needed help

Wednesday: English - Spelling

I practised my sounds with Mrs Thompson on Google Classroom 😊 ☐ tick

Read, trace and draw pictures of your spelling words:

in	is	cat
bad	wet	dam
farm	cart	star

Tick the face to show how well you could read your spelling words

😊 ☐ I could read most of my spelling words 😐 ☐ I could read some of my spelling words 😞 ☐ I needed help

Wednesday: English - Reading





I completed the Reading Eggs lesson 😊 ☐ Lesson Number _____

Title of the book I'm reading from the Reading Eggs Library

My favourite part of the story:

Draw your favourite part of the story. You can write a sentence too:

Checklist

	I read the book 3 times. 😊 <input type="checkbox"/>		I used my eagle eyes to look at the pictures to help me read. 😊 <input type="checkbox"/>
	I used my pointy parrot to point to the words as I read. 😊 <input type="checkbox"/>		I used stretchy snake to sound out the words I wasn't sure how to read. 😊 <input type="checkbox"/>

Wednesday: English - Writing

Think about the book, A Year on the Farm. Draw something interesting that happened on the farm. Use the word bank at the end of the booklet to help you.

Write some sentences about the event you chose to draw.

Tick the face to show how well you could sound out the words and write them on your

own  ☐ I could sound out and write words  ☐ I'm learning to write my words  ☐ I needed help

Wednesday: Mathematics

Counting

I completed the counting songs: 20 -1 😊 ☐ 30-1 😊 ☐ and 1-120 😊 ☐

TENS Time

Complete the TENS game, Lion's Head. Place 10 pegs or pencils on your lion as directed by Mr New's video on Google Classroom. Using your own dice or a virtual dice roll the dice and take away the correct amount of pegs. (Virtual dice: <https://www.online-stopwatch.com/chance-games/roll-a-dice/>)



Tick the face to show how well you could take away numbers from ten.

☐

I could take away numbers from 10

☐

I'm learning to take away numbers from 10

☐


I needed help

Wednesday: Mathematics - Number

Practise writing the number 13.

13				

Count and colour in 13 caterpillars.



Draw 13 cupcakes.

Write the numbers that come before and after 13

Before

13

After

Tick the face to show how well you know the number 13

☐

I knew the number 13 well

☐

I'm still learning the number 13

☐

I'm finding it hard

I completed my Mathematics task  ☐

Wednesday: Wellbeing Yoga

If you would like: Draw a picture of yourself doing your favourite yoga pose.

Tick the face to show how well you could do yoga

 ☐ I could complete the yoga  ☐ I could complete some of the yoga  ☐ I needed more practise

Thursday: English - Spelling

I practised my sounds with Mrs Thompson on Google Classroom 😊 ☐ tick

Read and write the spelling words using lots of coloured pencils:

Read (tick the words you can read)	Write(tick the words you can spell)	Write(tick the words you can spell)
in		
is		
cat		
bad		
wet		
dam		
Extension Work	Extension Work	Extension Work
farm		
cart		
star		
start		

Tick the face to show how well you know your spelling words





😊 ☐ I can spell many of my spelling words 😐 ☐ I can spell a few of my spelling words 😞 ☐ I needed help

Thursday: English - Reading

I completed the Reading Eggs lesson 😊 ☐ Lesson Number _____

Title of the book I'm reading from the Reading Eggs Library _____


Checklist

	<p>I read the book 3 times.</p> <p>😊 <input type="checkbox"/></p>		<p>I used my eagle eyes to look at the pictures to help me read. 😊 <input type="checkbox"/></p>
	<p>I used my pointy parrot to point to the words as I read.</p> <p>😊 <input type="checkbox"/></p>		<p>I used stretchy snake to sound out the words I wasn't sure how to read.</p> <p>😊 <input type="checkbox"/></p>

Write some Tricky Words from your book below:

Thursday: Writing

Draw and label your favourite farm animal.



Write about your favourite animal and explain why you like this animal the best.



Tick the face to show how well you could sound out the words and write them on your

own

☐

I could sound out and write words

☐

I'm learning to write my words

☐

I needed help

Thursday: Mathematics

Counting

I completed the counting songs: 20 -1 😊 ☐ 30-1 😊 ☐ and 1-120 😊 ☐

TENS Time

Complete the TENS game, Lion's Head. Place 10 pegs or pencils on your lion as directed by Mr New's video on Google Classroom. Using your own dice or a virtual dice roll the dice and take away the correct amount of pegs. (Virtual dice: <https://www.online-stopwatch.com/chance-games/roll-a-dice/>)








Tick the face to show how well you could take away numbers from ten.

😊 ☐ I could take away numbers from 10 😐 ☐ I'm learning to take away numbers from 10 ☹️ ☐ I needed help

Thursday: Mathematics - Measurement

Colour all pictures that are heavier than you **RED** and colour all the pictures that are lighter than you **BLUE**.



Tick the face to show how well you knew heavy and light items

☐

I know the difference between
heavy and light

☐

I'm still learning the difference between
heavy and light

☐

I needed help

I completed my Mathletics task 😊 ☐

Thursday - Physical Education

I watched Mr New's video about throwing on the Google Classroom 😊 ☐

Draw a picture of you throwing at the target at home.

Tick the face to show how well you threw

☐

I could hit a target

☐

I could hit the target sometimes

☐

I needed help

Friday: English - Sounds

I practised my sounds with Mrs Thompson on Google Classroom 😊 ☐ tick

Some sounds I could say easily:

Some sounds I needed help with:

Friday: English - Sounds

Trace the following or sounds:

ar ar ar ar ar

Write it:

Sound out the words below:



Read the words by sounding them out, say them 3 times:
Colour in the bubbles as you read them.

park	😊😊😊	farm	😊😊😊	barn	😊😊😊
mark	😊😊😊	sharp	😊😊😊	bark	😊😊😊

Tick the face to show how well you know the sound or

☐

I knew the or sound well

☐

I'm still learning the or sound

☐

I needed help



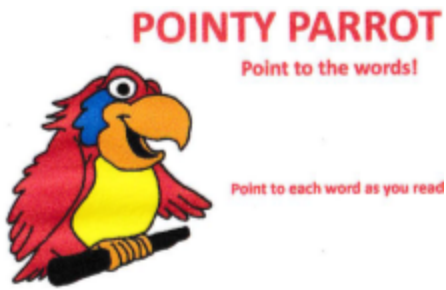



Friday: English - Reading

I completed the Reading Eggs lesson 😊 ☐ Lesson Number _____

Title of the book I'm reading from the Reading Eggs Library


Checklist

	I read the book 3 times. 😊 <input type="checkbox"/>		I used my eagle eyes to look at the pictures to help me read. 😊 <input type="checkbox"/>
	I used my pointy parrot to point to the words as I read. 😊 <input type="checkbox"/>		I used stretchy snake to sound out the words I wasn't sure how to read. 😊 <input type="checkbox"/>

Copy a sentence from your reading book onto a piece of paper. Cut each word of your sentence and try to reassemble your sentence. Glue the sentence below. Complete one sentence each at a time, before starting a new cut sentence. Don't forget capitals and full stops.




Friday: Writing

Draw a picture of what you would do if you were a farmer.



Write about being a farmer.



Tick the face to show how well you could sound out the words and write them on your own  ☐ I could sound out and write words  ☐ I'm learning to write my words  ☐ I needed help

Friday: Mathematics

Counting

I completed the counting songs: 20 -1 😊 ☐ 30-1 😊 ☐ and 1-120 😊 ☐

TENS Time

Complete the TENS game, Lion's Head. Place 10 pegs or pencils on your lion as directed by Mr New's video on Google Classroom. Using your own dice or a virtual dice, roll the dice and take away the correct amount of pegs. (Virtual dice: <https://www.online-stopwatch.com/chance-games/roll-a-dice/>)



Tick the face to show how well you could take away numbers from ten.

☐

I could take away numbers from 10

☐

I'm learning to take away numbers from 10

☐

I needed help

Friday: Mathematics - Shapes

I watched the Shapes Song:



Go on a shape walk around your home to find all the different shapes. If you are unable to walk around your home watch the Numberjacks Go On Their Very Own Shape Hunt.

https://www.youtube.com/watch?v=9O5o1k_5UKw&list=PLE9pMcf1Eun-4j-5N7Z7c6_ThO2qJaPYG&index=3. Draw what shapes you find below.

Tick the face to show how well you found shapes.

 ☐ I could name 4 or more shapes  ☐ I could name 2 or 3 shapes  ☐ I needed help

I completed my Mathletics task  ☐

Friday: Health - Kitchen Garden

Watch Mrs Cheetham's video in Google Classroom on planting Broad Beans and Dwarf Beans.

Write a sentence about **Broad Beans** and **Dwarf Beans** using the pictures to help you. Remember to look at their colour, size and shape.




I can see



The beans are



Tick the face to show how well you can describe the beans.

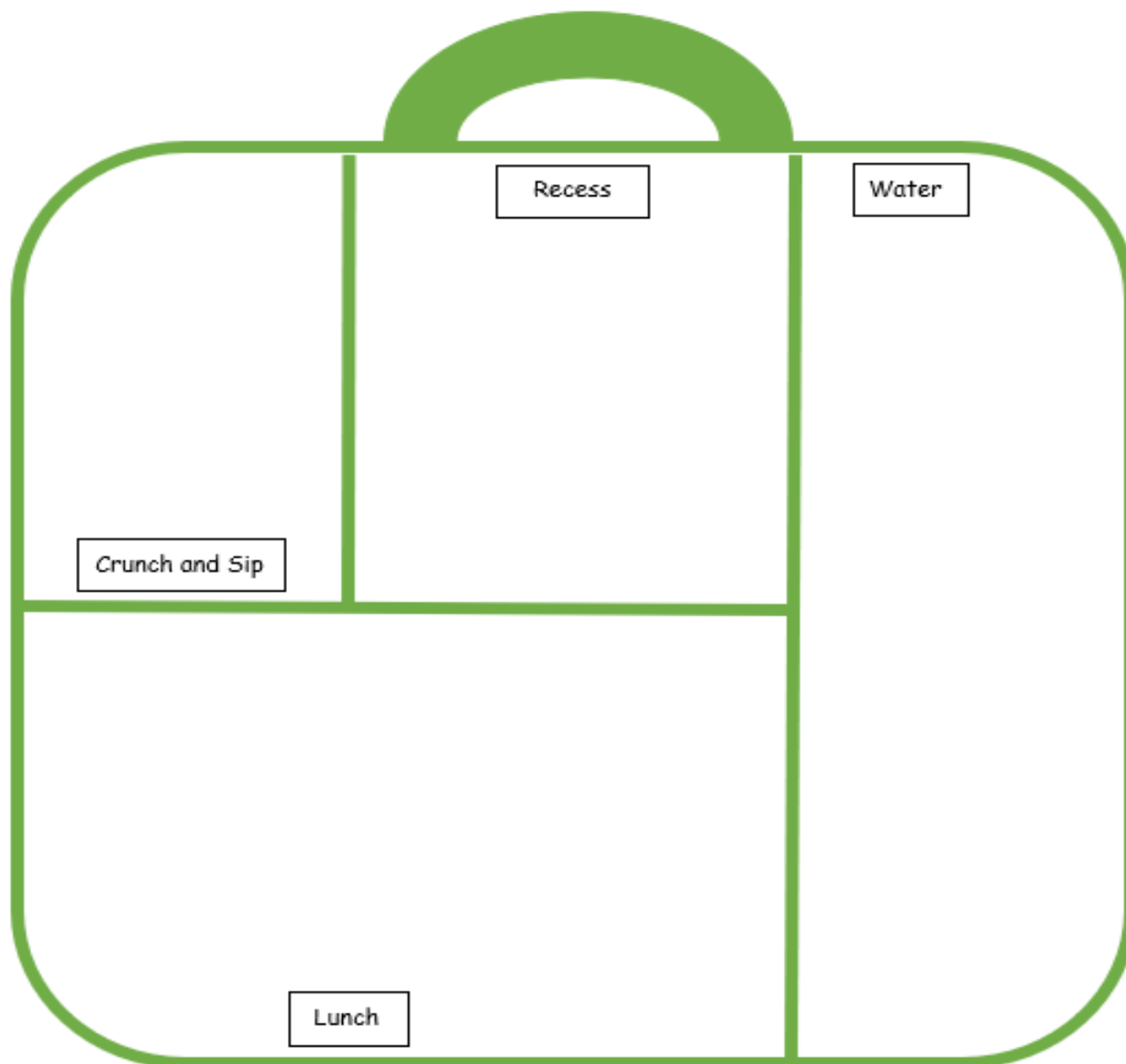
 ☐ I can describe different beans  ☐ I could describe something about the beans  ☐ I needed help

Friday: Health - Kitchen Garden

Draw healthy foods that can be packed into your lunch box.

Try not to pack 'sometimes foods' every day.

Once you are finished colour it in with your **coloured pencils**.



Tick the face to show if you could identify healthy foods

☐

I know lots of healthy foods

☐

I know some healthy foods

☐

I needed help

Student and Parent Reflection:

Student

I am happy with the amount of work I completed

☐

I know I did my best

☐

I am learning to work at home

☐

I found it hard

Ask Mum or Dad to write for you:

What did I enjoy most in this unit of work?

What did I need help with?

Parent

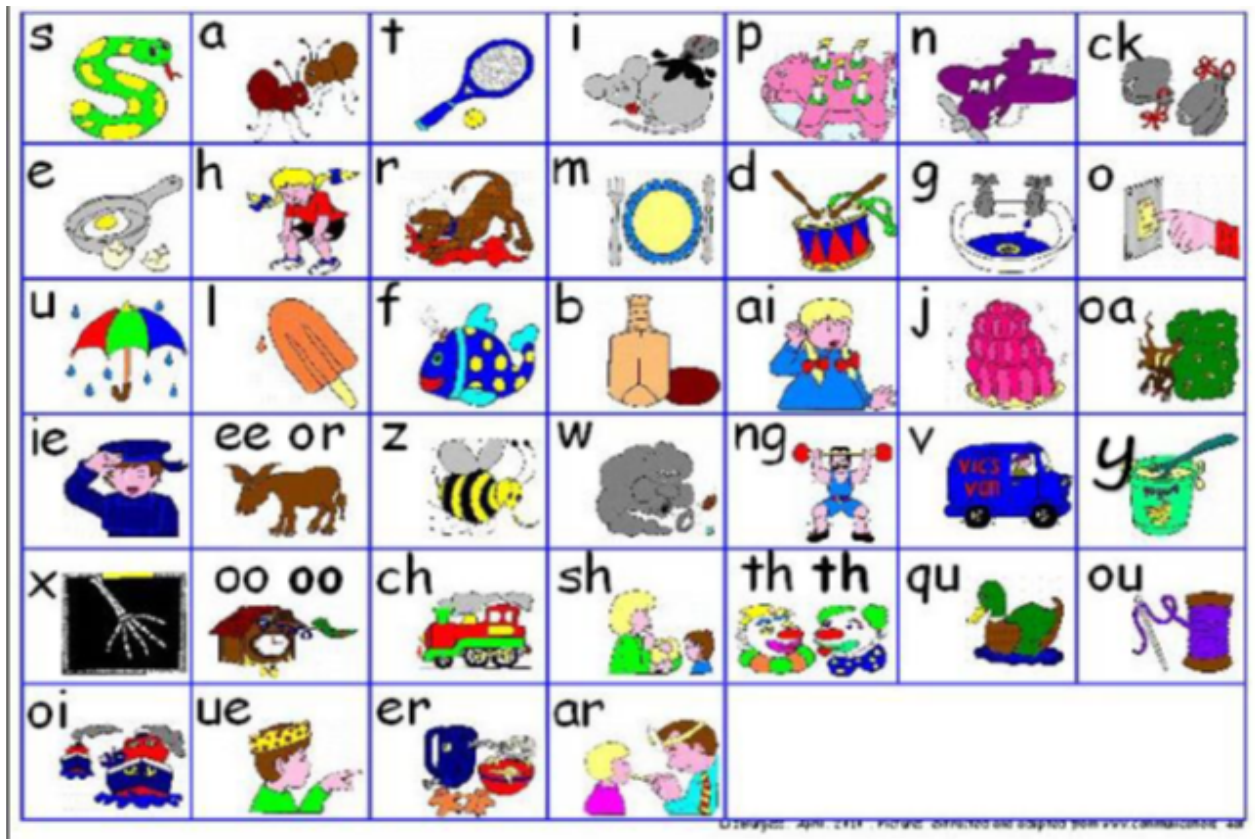
I was happy with the amount of work completed by my child: _____

Any comments or queries?

Teacher's Response



Sounds and Tricky Words



BLUE	YELLOW	RED	GREEN	PINK	BROWN
I	you	one	why	saw	once
the	your	by	where	put	upon
he	come	like	who	could	always
she	some	have	which	should	also
me	said	live	any	would	of
we	here	give	many	right	eight
be	there	only	more	two	love
was	they	old	before	four	cover
to	go	little	other	goes	after
do	no	down	were	does	every
are	so	what	because	made	mother
all	my	when	want	their	father



A Year on the Farm: Colour in the pictures. You can use these words when you write your stories this week.



farm



shed



pony



tractor



orchard




fruit




trough




mice




hay




animals



calf



lamb



cow

