


Kindergarten Unit 3

Name: _____

Class: _____



Cambridge Gardens Public School

Google classroom username: _____@education.nsw.gov.au

Class code: **taxm4wj**

If you would like your child's user name (which goes at beginning of @education.nsw.gov.au and is usually your child's first and last name with a full stop in between and sometimes a number after the surname) and password please reply to the email sent regarding google classroom with your child's name and class and we will provide your child's details.

Please return this booklet on Monday to the Kindergarten box in the office, class teacher or if you are returning your work via email, the subject line must be **Miss Fry** only. You must include your child's name and class in the body of the email.



Learning environment checklist

In setting up this space the following should be considered:

- ☐ Is the area free of distraction?
- ☐ Is there excessive noise in the area?
- ☐ Are there trip hazards in the area?
- ☐ Is the area exposed to direct glare or reflections?
- ☐ Does the area have sufficient power points available?
- ☐ Is equipment (extension cords etc.) in good, safe, working condition?
- ☐ Is there a proper desk and chair and other necessary equipment (light, stationery and devices)?
- ☐ Is the chair adjusted correctly?
 - Feet should be flat on the floor and knees bent at right angles with thighs parallel to the floor.
 - The chair backrest should support the lower back and allow your child to sit upright.
 - The chair should move freely and not be restricted by hazards such as mats and power cords.
 - Chair arm rests should be removed or lowered when typing.
- ☐ Is the computer adjusted correctly?
 - The screen should be positioned directly in front of your child.
 - The screen should be at a distance where your child can see clearly and easily without straining. The top of the screen should be slightly lower than eye level.
 - The keyboard should be positioned at a distance where elbows are close to your child's body and their shoulders should be relaxed.
 - The mouse should be placed directly next to the keyboard.
- ☐ Are their most frequently used items within easy reach from a seated position?

Framework for Remote Learning – Kindergarten

You will need access to a digital device and help from a parent/carer to complete the following activities.

Unit 3	Monday	Tuesday	Wednesday	Thursday	Friday
Home Task	Go outside and listen to the world around you. Name 5 things you can hear.	Choose your favourite room in your house. Name 4 things you can see.	Tell someone your favourite thing about them.	Do a dance with someone in your family.	Draw a picture of something you can see from your window.
English	<p>Phonological Awareness Visit the Google Classroom and practise your phonological awareness with Mrs Thompson.</p> <p>Sound Practice Visit the Google Classroom and practise your sounds with Mrs Patrick.</p> <p>Reading Select a simple book from the Reading Eggs Library. Look at the pictures, the cover and the title and discuss with someone in your family what you think the book is going to be about. Draw what you think the book will be about. Ask a family member to read the book to you.</p> <p>Writing Today you will be writing about something you did on the weekend that was different? Draw a picture of something you did on the</p>	<p>Phonological Awareness Visit the Google Classroom and practise your phonological awareness with Mrs Thompson.</p> <p>Sound Practice Visit the Google Classroom and practise your sounds with Mrs Patrick.</p> <p>Tricky Words Visit the Google Classroom and watch Mrs Patrick's Tricky Word videos. Practise your Tricky Words by reading and writing each one. Keep practising all of them each day. All the Tricky Words are also at the end of the booklet so continue your learning. If you know all your Tricky Words, start learning to spell each set.</p> <p>Reading Visit the Reading Eggs Website and complete one</p>	<p>Phonological Awareness Visit the Google Classroom and practise your phonological awareness with Mrs Thompson.</p> <p>Sound Practice Visit the Google Classroom and practise your sounds with Mrs Patrick.</p> <p>Spelling Copy out your spelling words. Read and trace your spelling words and draw a matching picture in the box.</p> <p>Reading Complete one Reading Eggs lesson.</p> <p>Read your selected simple book from the Reading Eggs Library. Read the book with an adult who will help you to point to the words using your Pointy</p>	<p>Phonological Awareness Visit the Google Classroom and practise your phonological awareness with Mrs Thompson.</p> <p>Sound Practice Visit the Google Classroom and practise your sounds with Mrs Patrick.</p> <p>Spelling Read and write your spelling words in different colours.</p> <p>Reading Complete one Reading Eggs lesson.</p> <p>Read your selected simple book from the Reading Eggs Library. Read the book with an adult who will help you to point to the words using your Pointy Parrot and use Stretchy Snake to sound any words out you may be unsure of. Remember to use your</p>	<p>Phonological Awareness Visit the Google Classroom and practise your phonological awareness with Mrs Thompson.</p> <p>Sound Practice Visit the Google Classroom and practise your sounds with Mrs Patrick. Fill out the sound sheet in the booklet.</p> <p>Spelling Practise the sound 'ou' by writing some words that have 'ou' in them and reading some 'ou' words on the worksheet.</p> <p>Reading Complete one Reading Eggs lesson.</p> <p>Read your simple book three times. Copy a sentence from your reading book onto a piece of paper. Cut each word of your sentence and try to</p>



weekend. **Talk** to someone about your picture. **Write** one or two sentences about something you did on the weekend. Remember to start your sentences with a capital letter and finish each one with a full stop. Use finger spaces between each word and use your neatest writing. Use the Tricky Word and sound sheets at the back of your booklet to help you write the words. Try to stretch out the sounds in words yourself - what is the first sound in your word, what is the middle sound, what is the end sound. **Share** your story to someone in your family.

Reading Eggs lesson.

Read your selected simple book from the Reading Eggs Library. Read the book with an adult who will help you to point to the words using your Pointy Parrot and use Stretchy Snake to sound any words out you may be unsure of. Remember to use your Eagle Eyes to look at the pictures to help you. Have a go at reading it yourself and then read it to your pet or favourite toy too. Tell someone what happened in your own words.

Writing

Listen to Belinda by Pamela Allen being read on Youtube:
<https://www.youtube.com/watch?v=tWpWg90ai40>

Find the **cow word bank** at the back of this booklet. Have a look at it, colour in the pictures and use it this week to help you write your sentences.

Draw and label a picture of Belinda. **Talk** to your parent about your picture and what you are going to write. **Write** a simple sentence about

Parrot and use Stretchy Snake to sound any words out you may be unsure of. Remember to use your Eagle Eyes to look at the pictures to help you. Have a go at reading it yourself and then read it to your pet or favourite toy too. Talk to a family member about your favourite part of the story. You can draw a picture of your favourite part and write some sentences too.

Writing

Listen to Belinda again. Think of the things that happened in the story.

Draw and label one of the things that happened. **Talk** to somebody about your picture. **Write** at least one sentence to go with your picture. Start with a capital letter and end with a full stop. Remember to stretch out the sounds and have a go writing by yourself. Use the cow word bank, Tricky Word and sound page at the back of the booklet to help spell needed words. **Share** your story with someone in your family.

Eagle Eyes to look at the pictures to help you. Have a go at reading it yourself and then read it to your pet or favourite toy too. Write some Tricky Words you found in the text.

Writing

Listen to Clancy the Courageous Cow by Lachie Hume read by Miss Antonelli in the Google Classroom. You can also hear the book being read on Youtube:
<https://www.youtube.com/watch?v=OAPbL935iAg>

What was your favourite part of the story? **Draw** that part of that story and **talk** to someone about why this part was your favourite part. **Write** some sentences about this part of the story. Use the cow word bank, Tricky Word and sound page at the back of the booklet to help you spell some words. **Share** your story with someone in your family.

reassemble your sentence. Glue the sentence in the space on the workbook. Complete one sentence at a time, before starting a new cut sentence. Don't forget capitals and full stops.

Writing

Think about everything you know about cows. Have you learnt anything new from looking at Belinda, Clancy the Courageous Cow and the cow videos? **Draw** a picture of a cow and label it. **Talk** to someone about your drawing and about all the facts you know about cows. Now **write** some sentences about cows, stating as many details that you now know about cows. Remember to use capital letters, finger spaces and full stops. **Share** your story with someone in your family.




		<p>something that happened in the story. You might want to start with “ Old Tom ...”</p> <p>Use the tricky word and sound word sheet at the back of the booklet to spell the tricky words and other words. Stretch out the sounds in the word yourself</p> <p>- what is the first sound in your word, what is the middle sound, what is the end sound. Use a finger space between every word.</p> <p>If you found this easy, try writing more sentences about what you can see and what happens on the farm.</p> <p>Share your story with someone in your family.</p>			
Break					
Mathematics	<p>Mathematics Counting:</p> <p>Watch the Youtube link and practise counting backwards from 20-1 with The Monkey Floss.</p> <p>https://www.youtube.com/watch?v=8hD26XpuUCc</p> <p>Next, practise Subitising Rock with Jack Hartmann.</p>	<p>Mathematics Counting:</p> <p>Watch the Youtube link and practise counting backwards from 20-1 with The Monkey Floss.</p> <p>https://www.youtube.com/watch?v=8hD26XpuUCc</p> <p>Next, practise Subitising Rock with Jack Hartmann.</p>	<p>Mathematics Counting:</p> <p>Watch the Youtube link and practise counting backwards from 20-1 with The Monkey Floss.</p> <p>https://www.youtube.com/watch?v=8hD26XpuUCc</p> <p>Next, practise Subitising Rock with Jack Hartmann.</p>	<p>Mathematics Counting:</p> <p>Watch the Youtube link and practise counting backwards from 20-1 with The Monkey Floss.</p> <p>https://www.youtube.com/watch?v=8hD26XpuUCc</p> <p>Next, practise Subitising Rock with Jack Hartmann.</p>	<p>Mathematics Counting:</p> <p>Watch the Youtube link and practise counting backwards from 20-1 with The Monkey Floss.</p> <p>https://www.youtube.com/watch?v=8hD26XpuUCc</p> <p>Next, practise Subitising Rock with Jack Hartmann .</p>



<p>Remember to say the number instantly without counting the objects. https://www.youtube.com/watch?v=ib5Gf3GlzAg</p> <p>Watch the Youtube link and practise counting from 1-120 and exercise with Jack Hartmann. https://www.youtube.com/watch?v=EzzQ8x-9HTo</p> <p>TENS Time: Watch the TENS Time game Dotty Six posted on the Google Classroom with Mrs Thompson. Make your own game of Dotty 6 and play with a family member.</p> <p>Addition</p> <p>Watch and follow along with Mr Burke's video.</p> <p>Using your own things at home, create your own number sentence. Draw a picture of your objects and number sentence. Complete the Counting On worksheets in the booklet. Play addition game: http://www.abcya.com/addition.htm</p>	<p>Remember to say the number instantly without counting the objects. https://www.youtube.com/watch?v=ib5Gf3GlzAg</p> <p>Watch the Youtube link and practise counting from 1-120 and exercise with Jack Hartmann. https://www.youtube.com/watch?v=EzzQ8x-9HTo</p> <p>TENS Time: Make your own game of Dotty 6 and play with a family member. You can watch the TENS Time game Dotty Six posted on the Google Classroom with Mrs Thompson if you wish to.</p> <p>Patterns and Algebra: Shapes Introduction Activity: Watch the Shape Train game on Youtube. Choose your level. https://www.topmarks.co.uk/ordering-and-sequencing/shape-patterns</p> <p>Counting Patterns Watch Mr Burke's video creating a pattern using objects in the pantry. Create your own three pattern using different things in your pantry. Take a photo or draw your pattern.</p>	<p>Remember to say the number instantly without counting the objects. https://www.youtube.com/watch?v=ib5Gf3GlzAg</p> <p>Watch the Youtube link and practise counting from 1-120 and exercise with Jack Hartmann. https://www.youtube.com/watch?v=EzzQ8x-9HTo</p> <p>TENS Time: Make your own game of Dotty 6 and play with a family member. You can watch the TENS Time game Dotty Six posted on the Google Classroom with Mrs Thompson if you wish to.</p> <p>Number: Practise writing the number 17. Colour in 17 lollipops and draw 17 lions.</p> <p>Mathletics: Visit the Mathletics Website. Complete 1 Mathletics task set for you by your classroom teacher.</p>	<p>Remember to say the number instantly without counting the objects. https://www.youtube.com/watch?v=ib5Gf3GlzAg</p> <p>Watch the Youtube link and practise counting from 1-120 and exercise with Jack Hartmann. https://www.youtube.com/watch?v=EzzQ8x-9HTo</p> <p>TENS Time: Make your own game of Dotty 6 and play with a family member. You can watch the TENS Time game Dotty Six posted on the Google Classroom with Mrs Thompson if you wish to.</p> <p>Measurement: Shape Pizza Introduction Activity: Watch the Shapes Song on the following link. https://www.youtube.com/watch?v=IkZs2_1-YJU</p> <p>Shape Pizza Identify and colour the correct corresponding shape on the shape pizza.</p> <p>Draw some other shapes that you know underneath</p>	<p>Remember to say the number instantly without counting the objects. https://www.youtube.com/watch?v=ib5Gf3GlzAg</p> <p>Watch the Youtube link and practise counting from 1-120 and exercise with Jack Hartmann. https://www.youtube.com/watch?v=EzzQ8x-9HTo</p> <p>TENS Time: Make your own game of Dotty 6 and play with a family member. You can watch the TENS Time game Dotty Six posted on the Google Classroom with Mrs Thompson if you wish to.</p> <p>Measurement: Volume and Capacity What is Capacity? Watch the NumberJacks - Container Drainer video. https://www.youtube.com/watch?v=4y0QvIFGxqA</p> <p>Play a game of 'Fill the Container'. Fill a cup with the same material, such as objects like small cubes, marbles, counters, pasta. Count how many of the</p>
---	--	---	---	--



	<p>Mathletics: Visit the Mathletics Website. Complete 1 Mathletics task set for you by your classroom teacher.</p>	<p>Once you finish see if you can make a four object pattern.</p> <p>Mathletics: Visit the Mathletics Website. Complete 1 Mathletics task set for you by your classroom teacher.</p>		<p>Mathletics: Visit the Mathletics Website. Complete 1 Mathletics task set for you by your classroom teacher.</p>	<p>objects it took to fill your cup. Draw a picture of your measuring cup filled with objects.</p> <p>Mathletics: Visit the Mathletics Website. Complete 1 Mathletics task set for you by your classroom teacher.</p>
Break					
Other Areas	<p>Science <u>'How does milk get to our homes?'</u> Read or listen to the book <u>Belinda</u> by Pamela Allen. Discuss how Old Tom gets milk from Belinda. https://www.youtube.com/watch?v=tWpWg90ai40</p> <p>Students name several items that are milk or milk based and predict how milk gets to the supermarket.</p> <p>Label the picture of the cow in your booklet.</p> <p>Watch the YouTube clip https://www.youtube.com/watch?v=qYFA2-4Zzhk Students use the information from the</p>	<p>Geography Watch the YouTube reading of <u>I'm Australian Too</u> by Mem Fox. https://www.youtube.com/watch?v=YAQ4lfxDxmU Talk to your family about what countries members of your family are from. Select one of the countries a family member is from and draw the country's flag in your work booklet.</p> <p>Design a flag for your family.</p>	<p>Wellbeing Activity <u>Dance</u> Enjoy following along with Miss Fry to the Cha Cha Slide and her wonderful Cambridge Gardens ensemble dance students. This video was filmed last year and is a favourite across our school. You can find it on Google Classroom.</p>	<p>Physical Education <u>Catching</u> Watch Mr New's video located on the Google Classroom on catching. You will need a tennis ball or other ball of a similar size and practise catching at home.</p> <p><u>Design an Olympic Torch</u> Watch the Olympic torch video from the Tokyo 2020 website. https://olympics.com/tokyo-2020/en/news/videos/the-history-of-the-olympic-flame-90-seconds-of-the-olympic s You may have seen the opening ceremony of the Olympics. Design a pretend Olympic torch you might like to use paper, cardboard, foil or other materials you have at</p>	<p>Art Complete the directed drawing of a cow on Google Classroom with Mr Burke.</p>  <ol style="list-style-type: none"> 1. Draw large jelly bean shape for the muzzle. 2. Add dome or semicircle for the head. 3. Add ears to each side. 4. Add a neck reaching to edge of the paper. 5. Put on some black large black spots. 6. Add tiny eyes and nostrils. 7. Trace around the cow to

story and the video to record how milk is produced for us to buy in the shop. Students cut the pictures out and put them in order from cows on a farm, milk transport to a factory and then a shop.

Extension Task:

Students could write about the farm to shop milk process. Students could cut out dairy products from magazines and catalogues.



Create your flag. You may like to have a go at writing what your flag represents.

home.



Take a photo of your torch and post it on Google Classroom. Have some fun at home walking with your torch as in the Olympics and having some relays.

define the outline.
8. Paint or colour the background.
9. Paint or colour the muzzle.
You might like to post a picture of your painting on Google Classroom.

Monday: English - PAw time and Sounds

I did my PAw time with Mrs Thompson on Google Classroom

😊 ☐ tick

I practised my sounds with Mrs Patrick on Google Classroom

😊 ☐ tick

Monday: English - Reading

Title of the book I'm reading from the Reading Eggs Library:

My Prediction - Draw what you think the book will be about:

Monday: English - Writing - Recount

Draw and label something you did on the weekend. Include lots of detail.

Write a sentence (or two or more sentences) about something you did on the weekend. Please focus on sounding out words you need to write and use your best handwriting. You can start with **On the weekend**, if you like.

Tick the face to show how well you could sound out the words and write them on your own

☐

I could sound out and write words

☐

I'm learning to write my words

☐

I needed help

Monday: Mathematics

Counting

I completed the counting songs: 20 - 1 😊 ☐ Subitising 😊 ☐ 1-120 😊 ☐

TENS Time


Play the Dotty Six game. Watch Mrs Thompson's video on Google Classroom. Play with someone in your family.






Tick the face to show how well you could play Dotty Six.

😊 ☐ I could play Dotty Six 😐 ☐ I'm learning to play Dotty Six 😞 ☐ I needed help

Monday: Addition - Counting On

Watch Mr Burke's video on the Google Classroom about counting on. After watching the video, use counting on to complete the worksheet below.

1  Count on 1 more.



Tick the face to show how well you understand counting on.

☐

I understand counting on well


☐

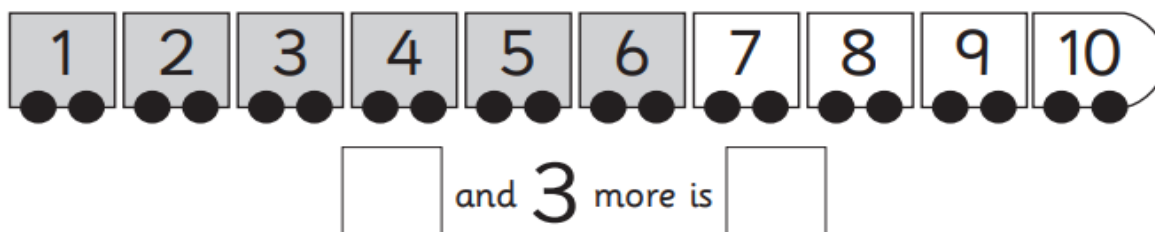
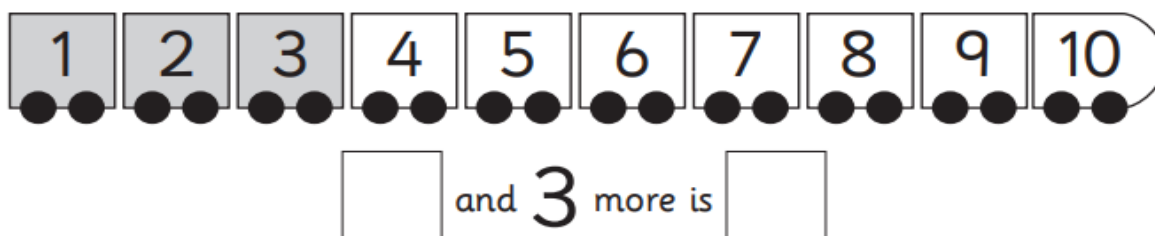
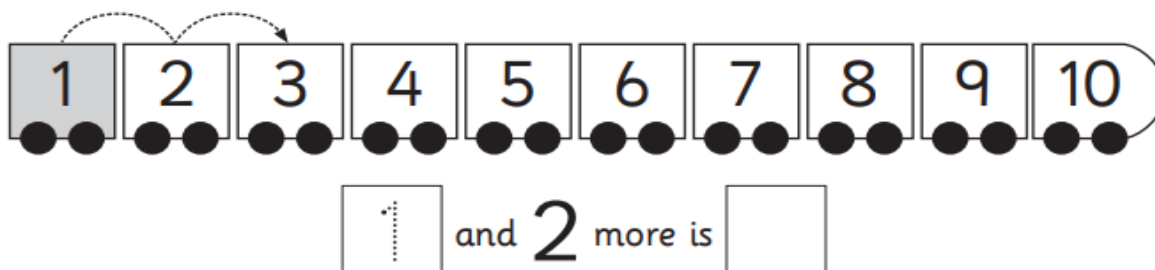
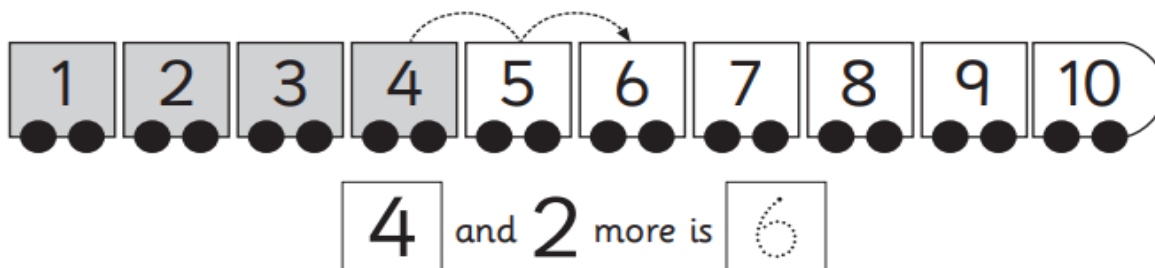
I'm learning about counting on

☐

I needed help

Monday: Addition - Counting On

- 1  Count on 2 or 3 more.



Tick the face to show how well you understand counting on.

☐

I understand counting on well

☐

I'm learning about counting on

☐

I needed help

I completed my Mathletics task


☐

Monday - Science Label a cow

Draw a line to match the label to the part on the cow. You can draw a line and write the word yourself too.

tail

nose



udder

ears

hooves

teats

Tick the face to show how well you could label the cow

☐

I could label the parts of a cow

☐

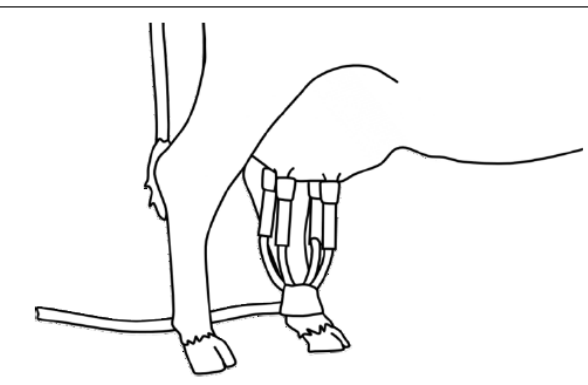



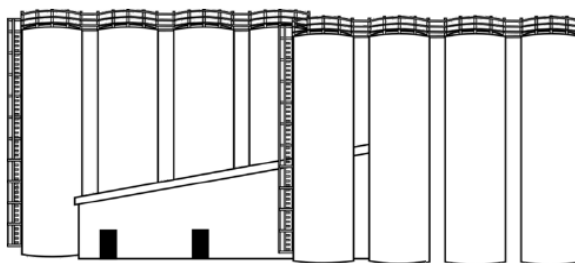

I could label some parts of the cow

☐

I needed help

Monday - Science - How does milk get to the farm?

Instructions: After watching the milk video and listening to the story Belinda. Cut the pictures out and glue them in order to show the sequence of how milk gets from the farm to the shop for us to buy.



Glue the milk pictures in order:

Tick the face to show how well you understand the milk process

☐

I understand the milk process

☐

I'm learning about the milk process

☐

I needed help

Tuesday: English - Sound and Tricky Word Practice

I did my PAw time with Mrs Thompson on Google Classroom

😊 ☐ tick

I practised my sounds with Mrs Patrick on Google Classroom

😊 ☐ tick

I practised my Tricky Words with Mrs Patrick on Google Classroom

😊 ☐ tick

Read and write the Blue and Yellow Tricky Words

Tricky Words	Tick if you can read them	Write the Tricky Words
was		
are		
all		
you		
your		
come		
some		
said		
here		
there		
they		
go		
no		
so		
my		

Tick the face to show how well you know your Tricky Words

☐

I know most of my Tricky Words

☐

I know some of my Tricky Words

☐


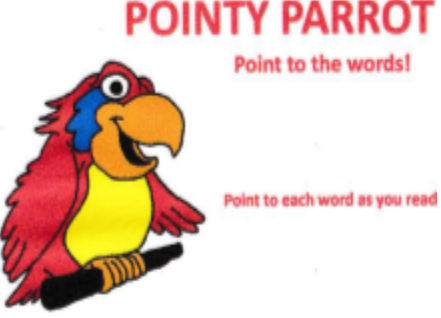

I needed help

Tuesday: English - Reading

I completed the Reading Eggs lesson 😊 ☐ Lesson Number _____


Title of the book I'm reading from the Reading Eggs Library

Checklist

	<p>I read the book 3 times.</p> <p>😊 <input type="checkbox"/></p>		<p>I used my Eagle Eyes to look at the pictures to help me read.</p> <p>😊 <input type="checkbox"/></p>
	<p>I used my Pointy Parrot to point to the words as I read.</p> <p>😊 <input type="checkbox"/></p>		<p>I used Stretchy Snake to sound out the words I wasn't sure how to read.</p> <p>😊 <input type="checkbox"/></p>
	<p>I could retell the story.</p> <p>😊 <input type="checkbox"/></p>		

Tuesday: English -Writing - Belinda

Draw and label a picture of Belinda and Old Tom. Use the word bank at the end of the booklet to help you.



Now write some sentences about a part of the story.

Tick the face to show how well you could sound out the words and write them on your own

☐

I could sound and write words

☐

I'm learning to sound and write my words

☐

I needed help

Tuesday: Mathematics

Counting

I completed the counting songs: 20 -1 😊 ☐ Subitising 😊 ☐ 1-120 😊 ☐

TENS Time

Play the Dotty Six game. Watch Mrs Thompson's video on Google Classroom if you need to. Play with someone in your family.

Tick the face to show how well you could play Dotty Six.

😊 ☐ I could play Dotty Six 😐 ☐ I'm learning to play Dotty Six 😞 ☐ I needed help

Tuesday: Mathematics - Patterns

Watch Mr Burke's video on the Google Classroom on making patterns with things found in the pantry. Once you have watched Mr Burke's pattern, create your own three object pattern. Draw a picture of your pattern using pantry items in the box.

Tick the face to show how well you understand patterns.

☐

I understand patterns well

☐

I'm learning about patterns

☐

I needed help

I completed my Mathletics task  ☐

Tuesday: Geography

Draw the flag from a country a member of your family originated from.

Design a flag for your family, your flag could include words and images to describe your family. You can use your own paper and materials at home.

Tick the right face to show if you could create a family flag:

☐

I created a family flag

☐

I had help to create a family flag

☐

I needed help

Wednesday: English - Spelling

I did my PAw time with Mrs Thompson on Google Classroom

😊 ☐ tick

I practised my sounds with Mrs Patrick on Google Classroom

😊 ☐ tick

Read, trace and draw pictures of your spelling words:

on

us

sat

mud

fat

bag

cow

down

clown

Tick the face to show how well you could read your spelling words

😊 ☐ I could read most of my spelling words 😐 ☐ I could read some of my spelling words 😞 ☐ I needed help

Wednesday: English - Reading





I completed the Reading Eggs lesson 😊 ☐ Lesson Number _____

Title of the book I'm reading from the Reading Eggs Library

My favourite part of the story:


Draw your favourite part of the story. You can write a sentence too:

Checklist


	I read the book 3 times. 😊 <input type="checkbox"/>		I used my eagle eyes to look at the pictures to help me read. 😊 <input type="checkbox"/>
	I used my pointy parrot to point to the words as I read. 😊 <input type="checkbox"/>		I used stretchy snake to sound out the words I wasn't sure how to read. 😊 <input type="checkbox"/>

Wednesday: English - Writing

Think about the book, Belinda. Draw something interesting that happened in the story. Make sure it is different from yesterday's story. Use the word bank at the end of the booklet to help you.



Write some sentences about the event you chose to draw.



Tick the face to show how well you could sound out the words and write them on your

own  ☐ I could sound out and write words  ☐ I'm learning to write my words  ☐ I needed help

Wednesday: Mathematics

Counting

I completed the counting songs: 20 -1 😊 ☐ Subitising 😊 ☐ 1-120 😊 ☐

TENS Time

Play the Dotty Six game. Watch Mrs Thompson's video on Google Classroom if you need to. Play with someone in your family.

Tick the face to show how well you could play Dotty Six.

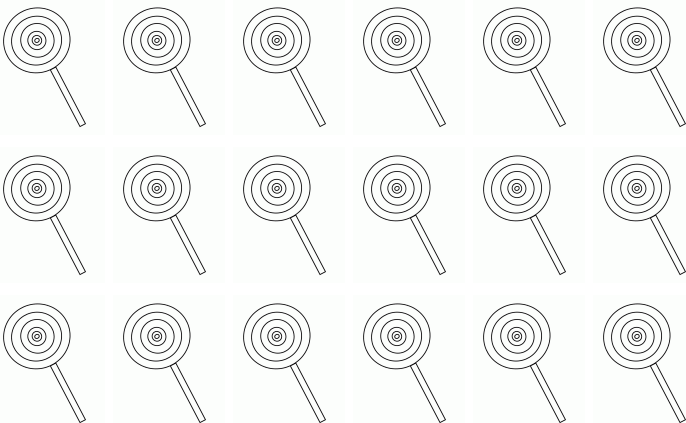
😊 ☐ I could play Dotty Six 😐 ☐ I'm learning to play Dotty Six 😞 ☐ I needed help

Wednesday: Mathematics - Number

Practise writing the number 17.

17				

Count and colour in 17 lollipops.




Draw 17 lions.


Write the numbers that come before and after 17

Before		After
	17	


Tick the face to show how well you know the number 17

☐

I knew the number 17 well

☐

I'm still learning the number 17

☐




I'm finding it hard

I completed my Mathletics task  ☐

Wednesday: Wellbeing Dance with Ms Fry

If you would like: Watch the Dance video on Google Classroom. Draw a picture of yourself doing your favourite dance move.

Tick the face to show how well you could do Ms Fry's dance

 ☐ I could complete the dance  ☐ I could complete some of the dance  ☐ I needed more practise

Thursday: English - Spelling

I did my PAw time with Mrs Thompson on Google Classroom

😊 ☐ tick

I practised my sounds with Mrs Patrick on Google Classroom

😊 ☐ tick

Read and write the spelling words using lots of coloured pencils:

Read (tick the words you can read)	Write(tick the words you can spell)	Write(tick the words you can spell)
on		
us		
sat		
mud		
fat		
bag		
Extension Work	Extension Work	Extension Work
how		
cow		
down		
clown		

Tick the face to show how well you know your spelling words





😊 ☐ I can spell many of my spelling words 😐 ☐ I can spell a few of my spelling words 😞 ☐ I needed help

Thursday: English - Reading

I completed the Reading Eggs lesson 😊 ☐ Lesson Number _____

Title of the book I'm reading from the Reading Eggs Library _____


Checklist

	I read the book 3 times. 😊 <input type="checkbox"/>	 EAGLE EYE Look at the Pictures! Look at the pictures for clues.	I used my eagle eyes to look at the pictures to help me read. 😊 <input type="checkbox"/>
 POINTY PARROT Point to the words! Point to each word as you read	I used my pointy parrot to point to the words as I read. 😊 <input type="checkbox"/>	 STRETCHY SNAKE Stretch it out! Stretch the word out slowly. Put the sounds together.	I used stretchy snake to sound out the words I wasn't sure how to read. 😊 <input type="checkbox"/>

Write some Tricky Words from your book below:

Thursday: Writing - Clancy the Courageous Cow

Think about the story about Clancy. Draw a picture of your favourite part of the story.



Now write some sentences about this part of the story.



Tick the face to show how well you could sound out the words and write them on your

own  ☐ I could sound out and write words  ☐ I'm learning to write my words  ☐ I needed help

Thursday: Mathematics

Counting

I completed the counting songs: 20 -1 😊 ☐ Subitising 😊 ☐ 1-120 😊 ☐

TENS Time

Play the Dotty Six game. You can watch Mrs Thompson's video on Google Classroom. Play with someone in your family.

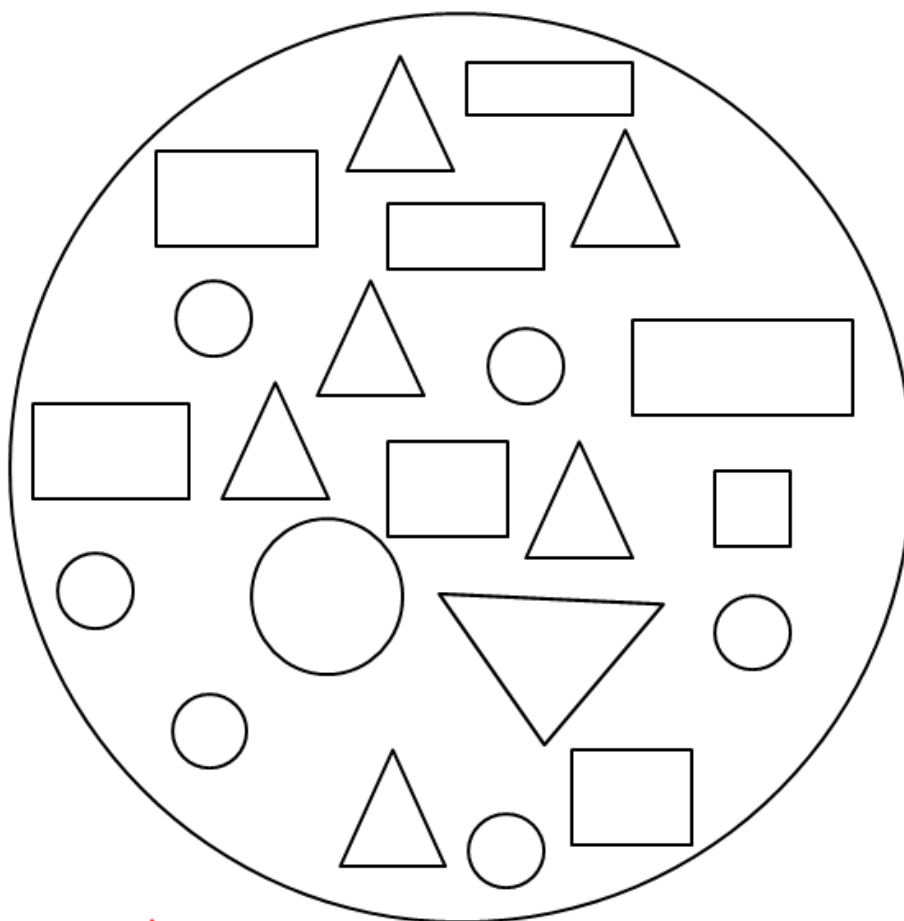
Tick the face to show how well you could play Dotty Six.

😊 ☐ I could play Dotty Six 😐 ☐ I'm learning to play Dotty Six 😞 ☐ I needed help

Thursday: Mathematics - Measurement

Colour all the triangles **red**, circles **blue**, squares **green** and rectangles **yellow**.

Shape Pizza



Triangle

Square






Circle



Rectangle

Tick the face to show how well you knew shapes.

 ☐ I know these shapes  ☐ I'm still learning different shapes  ☐ I needed help

I completed my Mathletics task  ☐

Thursday - Physical Education

I watched Mr New's video about catching on the *Google Classroom* 😊 ☐

Design a pretend Olympic torch and have some relay fun. If you would like to, you may draw your relay fun below.

Tick the face to show how well you could catch

☐

I could catch a ball

☐

I could catch the ball sometimes

☐

I needed help

Friday: English - Sounds

I did my PAw time with Mrs Thompson on Google Classroom

😊 ☐ tick

I practised my sounds with Mrs Patrick on Google Classroom

😊 ☐ tick

Some sounds I could say easily:

Some sounds I needed help with:

Friday: English - Sounds

Trace the following 'ou' sounds:

ou ou ou ou ou



















Write it:

Sound out the words below:



Read the words by sounding them out, say them 3 times:

Colour in the bubbles as you read them.

round	  	cloud	  	out	  
south	  	count	  	loud	  

Tick the face to show how well you know the sound 'ou'

☐

I knew the or sound well

☐

I'm still learning the or sound

☐



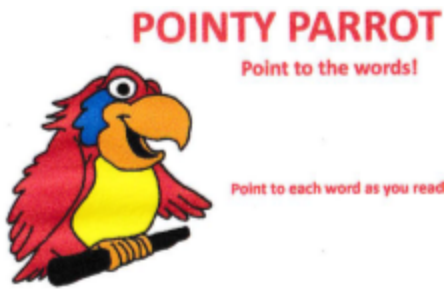

I needed help

Friday: English - Reading

I completed the Reading Eggs lesson 😊 ☐ Lesson Number _____

Title of the book I'm reading from the Reading Eggs Library


Checklist

	I read the book 3 times. 😊 <input type="checkbox"/>		I used my eagle eyes to look at the pictures to help me read. 😊 <input type="checkbox"/>
	I used my pointy parrot to point to the words as I read. 😊 <input type="checkbox"/>		I used stretchy snake to sound out the words I wasn't sure how to read. 😊 <input type="checkbox"/>

Copy a sentence from your reading book onto a piece of paper. Cut each word of your sentence and try to reassemble your sentence. Glue the sentence below. Complete one sentence each at a time, before starting a new cut sentence. Don't forget capitals and full stops.

Friday: Writing

Draw a picture of a cow and label it.



Write down as many facts about cows that you know. Remember to use full sentences.

Tick the face to show how well you could sound out the words and write them on your

own

☐

I could sound out and write words

☐

I'm learning to write my words

☐

I needed help

Friday: Mathematics

Counting

I completed the counting songs: 20 -1 😊 ☐ Subitising 😊 ☐ 1-120 😊 ☐

TENS Time

Play the Dotty Six game. Watch Mrs Thompson's video on Google Classroom if you like. Play with someone in your family.

Tick the face to show how well you could play Dotty Six.




😊 ☐ I could play Dotty Six 😐 ☐ I'm learning to play Dotty Six 😞 ☐ I needed help

Friday: Mathematics - Volume

Find a cup in your house and fill it with the same materials e.g. counters, small cubes, pasta, or something similar. Count how many of the same objects it took to completely fill the cup. Mr Burke has taken a photo of his cup with pasta. He used 120 pieces of pasta to fill his cup. Draw your cup below.



Tick the face to show how well you found capacity.

 ☐ I understand capacity  ☐ I am learning about capacity  ☐ I needed help

I completed my Mathletics task  ☐

Friday: Cow Artwork

Watch Mr Burke's cow artwork video on Google Classroom. If you cannot access the video use the picture and instructions on the framework to help you draw and paint or colour a picture of a cow. You may complete this on a larger piece of paper.

Tick the face to show if you could draw a picture of a cow

☐

I could draw the cow

☐

I could draw some parts of the cow

☐

I needed help

Student and Parent Reflection:

Student

I am happy with the amount of work I completed

☐

I know I did my best

☐

I am learning to work at home

☐

I found it hard

Ask Mum or Dad to write for you:

What did I enjoy most in this unit of work?

What did I need help with?

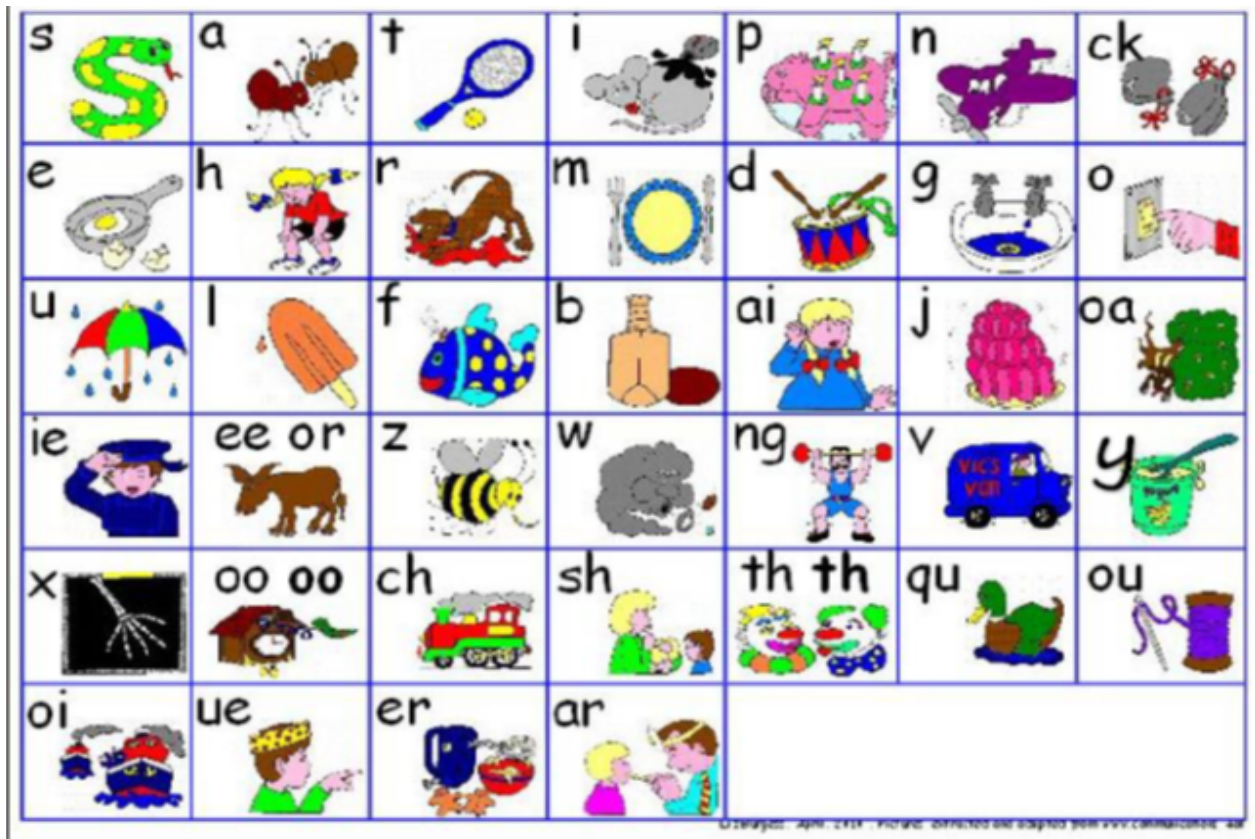
Parent

I was happy with the amount of work completed by my child: _____

Any comments or queries?

Teacher's Response

Sounds and Tricky Words



BLUE	YELLOW	RED	GREEN	PINK	BROWN
I	you	one	why	saw	once
the	your	by	where	put	upon
he	come	like	who	could	always
she	some	have	which	should	also
me	said	live	any	would	of
we	here	give	many	right	eight
be	there	only	more	two	love
was	they	old	before	four	cover
to	go	little	other	goes	after
do	no	down	were	does	every
are	so	what	because	made	mother
all	my	when	want	their	father

Word Bank: Cows

Colour in the pictures. You can use this word bank to help you write your stories this week.

