

Kindergarten Waratah Unit

Part A Tuesday 12/10/21 until Monday 18/10/21

Part B Tuesday 19/10/21 until Monday 25/10/21

Name: _____

Class: _____



Cambridge Gardens Public School





Learning environment checklist

In setting up this space the following should be considered:

- ☐ Is the area free of distraction?
- ☐ Is there excessive noise in the area?
- ☐ Are there trip hazards in the area?
- ☐ Is the area exposed to direct glare or reflections?
- ☐ Does the area have sufficient power points available?
- ☐ Is equipment (extension cords etc.) in good, safe, working condition?
- ☐ Is there a proper desk and chair and other necessary equipment (light, stationery and devices)?
- ☐ Is the chair adjusted correctly?
 - Feet should be flat on the floor and knees bent at right angles with thighs parallel to the floor
 - The chair backrest should support the lower back and allow your child to sit upright
 - The chair should move freely and not be restricted by hazards such as mats and power cords
 - Chair arm rests should be removed or lowered when typing
- ☐ Is the computer adjusted correctly?
 - The screen should be positioned directly in front of your child
 - The screen should be at a distance where your child can see clearly and easily without straining. The top of the screen should be slightly lower than eye level
 - The keyboard should be positioned at a distance where elbows are close to your child's body and their shoulders should be relaxed
 - The mouse should be placed directly next to the keyboard
- ☐ Are their most frequently used items within easy reach from a seated position?

How students can access Zoom meetings in NSW public schools

Sign into Zoom with a desktop browser



Chrome Edge Firefox Safari

1. Use a **modern browser** in Windows, MacOS or Linux.
2. Browse to the NSW DoE Zoom console at: <https://nsweducation.zoom.us>



3. Select **Sign in** at the bottom.
4. Login with your **department credentials**.



5. For first time users, **download and install** the Zoom desktop client when prompted.
6. Once signed in, **Zoom** will be ready for use!

Accessing Zoom using mobile apps

1. Download the **Zoom** app for your specific mobile device.

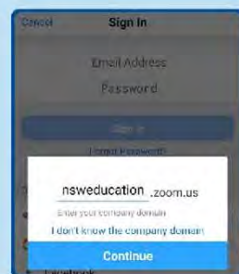


iOS
[Download](#)



Android
[Download](#)

2. Once installed, open **Zoom**, tap **Sign In** then tap **SSO**.
3. Type **nsweducation** and tap **Continue**.



4. The **DoE log on screen** will appear. Sign in with your normal department credentials.



5. Once signed in, **Zoom** will be ready for use!

More information


- [How to join a Zoom meeting](#)
- [Participating in a meeting](#)



Kindergarten Waratah

Unit Part A

Tuesday 12/10/21 until Monday 18/10/21



Google classroom username: _____@education.nsw.gov.au

Class code: **taxm4wj**

If you would like your child's user name (which goes at beginning of @education.nsw.gov.au and is usually your child's first and last name with a full stop in between and sometimes a number after the surname) and password please reply to the email sent regarding google classroom with your child's name and class and we will provide your child's details.

Please return this booklet on Monday to the Kindergarten box in the office, class teacher or if you are returning your work via email, the subject line must be **Miss Fry** only. You must include your child's name and class in the body of the email.




Framework for Remote Learning – Kindergarten


You will need access to a digital device and help from a parent/carer to complete the following activities.

Unit 12	Tuesday 12/10/21	Wednesday 13/10/21	Thursday 14/10/21	Friday 15/10/21	Monday 18/10/21
Home Task	Look at all the flowers that are blooming in the garden.	Tell your parents something you are proud of doing.	Learn a new short poem.	Complete a jigsaw puzzle.	Help with a job around the house.
English	<p>Phonological Awareness Visit the Google Classroom and practise your phonological awareness with Mrs Thompson.</p> <p>Sound Practice Visit the Google Classroom and practise your sounds with Mrs Patrick.</p> <p>Tricky Words Visit the Google Classroom and watch Mrs Patrick's Tricky Word Challenge video. Copy out the Tricky Words in the table.</p> <p>Library Lesson Go to Google Classroom to take part in Mrs Rau's library lesson. If you are unable to do this, please visit the Reading Eggs Website and complete one Reading Eggs lesson.</p>	<p>Phonological Awareness Visit the Google Classroom and practise your phonological awareness with Mrs Thompson.</p> <p>Sound Practice Visit the Google Classroom and practise your sounds with Mrs Patrick.</p> <p>Reading Complete the next Reading Eggs lesson.</p> <p>Read your selected simple book from the Reading Eggs Library. Read the book with an adult who will help you to point to the words using your Pointy Parrot and use Stretchy Snake to sound any words out you may be unsure of. Remember to use your</p>	<p>Phonological Awareness Visit the Google Classroom and practise your phonological awareness with Mrs Thompson.</p> <p>Tricky Word Practice Visit the Google Classroom and practise your Tricky Words with Mrs Patrick.</p> <p>Spelling Read and write your spelling words in different colours.</p> <p>Reading Complete one Reading Eggs lesson.</p> <p>Go the SPELD Reading Link: https://www.speldsa.org.au/SPELD-SA-Phonic-Readers-New-Series and select a decodable simple book from the level</p>	<p>Phonological Awareness Visit the Google Classroom and practise your phonological awareness with Mrs Thompson.</p> <p>Sound Practice Visit the Google Classroom and practise your sounds with Mrs Patrick. Fill out the sound sheet in the booklet.</p> <p>Tricky Word Practice Visit the Google Classroom and practise your Tricky Words with Mrs Patrick. Fill out the Tricky Word sheet in the booklet.</p> <p>Spelling Practise the sound 'sh' by writing some words that have 'sh' in them and reading some 'sh' words on the worksheet.</p>	<p>Sound Practice Visit the Google Classroom and practise your sounds with Mrs Patrick.</p> <p>Tricky Word Practice Visit the Google Classroom and practise your Tricky Words with Mrs Patrick.</p> <p>Reading Visit the Reading Eggs Website and complete one Reading Eggs lesson. Now choose a book from the library. Read the book with someone who will help you. Remember to point to the words using your Pointy Parrot and use Stretchy Snake to sound any words out you may be unsure of. Remember to use your Eagle Eyes to look at the pictures to help you. Now tell someone in your house three things you remember about the story and then draw them on the sheet.</p>





<p>Writing Visit Google Classroom and listen to <u>The Legend of the Golden Snail</u> by Graeme Base. You can use the Youtube link too if you prefer: https://www.youtube.com/watch?v=BGf83GE2rwU</p> <p>Find the Legend of the Golden Snail bank at the back of this booklet. Have a look at it, colour in the pictures and use it this week to help you write your sentences.</p> <p>Draw and label a picture of the Golden Snail. Talk to someone about your picture and what you are going to write. Write a simple sentence about the Golden Snail. Use the tricky word and sound word sheet at the back of the booklet to spell the tricky words and other words. Stretch out the sounds in the word yourself - what is the first sound in your word, what is the middle sound, what is the end sound. Use a finger space between every word. Now write some more sentences about what happened in the story.</p>	<p>Eagle Eyes to look at the pictures to help you. Have a go at reading it yourself and then read it to your favourite toy. Think about what happened at the beginning of the story, what happened in the middle and what happened at the end of the story. Draw this into the boxes on the sheet.</p> <p>Writing Visit Google Classroom and listen to <u>The Legend of the Golden Snail</u> by Graeme Base. You can use the Youtube link too if you prefer: https://www.youtube.com/watch?v=BGf83GE2rwU</p> <p>Think about the story and the pictures. Draw Wilbur in his little boat with the cat meeting one the creatures on his adventure. Talk to someone about your picture and what you are going to write. Write 2 or 3 sentences.</p> <p>Find <u>The Legend of the Golden Snail</u> word bank at the back of this booklet. Have a look at it, colour in</p>	<p>1 -10 links. Please select a book at the appropriate level. Read the book with an adult who will help you to point to the words using your Pointy Parrot and use Stretchy Snake to sound any words out you may be unsure of. Remember to use your Eagle Eyes to look at the pictures to help you.</p> <p>Have a go at reading it yourself and then read it to your pet or favourite toy too. Now tell someone the words you liked from your story. Write these words in the treasure chest in your workbook and write some sentences using these words underneath.</p> <p>Writing Listen to <u>The Legend of the Golden Snail</u> again. What was your favourite part of the story? Draw that part of that story and talk to someone about why this part was your favourite part. Write some sentences about this part of the story. Use the word bank, Tricky Word and sound page at the back of the booklet to help you spell some words. Share</p>	<p> Take a photo and post in the Google Classroom to share with your classmates.</p> <p>Reading Go to Fast Phonics on the Reading Eggs website and work through the next lesson.</p> <p>Writing Think of the things that happened in the story <u>The Legend of the Golden Snail</u>. Draw and label a picture of yourself on an adventure like Wilbur. Talk to somebody about your picture. Write 2 or 3 sentences to go with your picture. Start with a capital letter and end with a full stop. Remember to stretch out the sounds and have a go writing by yourself. Use the word bank, the Tricky Word and sound page at the back of the booklet to help spell needed words. Share your story with someone in your family.</p>	<p>Writing Today you will be writing about something you did on the weekend that was different? Draw a picture of something you did on the weekend. Talk to someone about your picture. Write 2 or 3 sentences about something you did on the weekend. Remember to use 5 star writing. Start with a capital letter, use finger spaces and full stops. Your writing should be neat and it should make sense. Stretch out your sentences by adding extra details.</p> <p>Use the Tricky Word and sound sheets at the back of your booklet to help you write the words. Try to stretch out the sounds in words yourself - what is the first sound in your word, what is the middle sound, what is the end sound. Share your story to someone in your family.</p> <p>Challenge yourself to write three sentences!</p>
--	---	---	--	---










	<p>Share your story with someone in your family</p> <p> Take a photo and post in the Google Classroom to share with your classmates.</p>	<p>the pictures and use it this week to help you write your sentences. Remember to use 5 star writing. Start with a capital letter, use finger spaces and full stops. Your writing should be neat and it should make sense. Stretch out your sentences by adding extra details. Include some adjectives. Share your story to someone in your family.</p>	<p>your story with someone in your family.</p>		
Break					
Mathematics	<p>Mathematics Counting:</p> <p>Watch the Youtube link and practise counting to 100 with Super Single Songs https://www.youtube.com/watch?v=tlxk5NeiTck</p> <p>Watch the Youtube link Friends of 10 by Ariana TV. https://www.youtube.com/watch?v=FXDs4FIBtfw</p> <p>TENS Time: Watch the link below and play the game Pinch a 10 with a family member. https://sites.google.com/education.nsw.gov.au/get-mathematical-early-stage-1/co</p>	<p>Mathematics Counting:</p> <p>Watch the Youtube link and practise counting to 100 with Super Single Songs https://www.youtube.com/watch?v=tlxk5NeiTck</p> <p>Watch the Youtube link Friends of 10 by Ariana TV. https://www.youtube.com/watch?v=FXDs4FIBtfw</p> <p>TENS Time: Watch the link below and play the game Pinch a 10 with a family member. https://sites.google.com/education.nsw.gov.au/get-mathematical-early-stage-1/co</p>	<p>Mathematics Counting:</p> <p>Watch the Youtube link and practise counting to 100 with Super Single Songs https://www.youtube.com/watch?v=tlxk5NeiTck</p> <p>Watch the Youtube link Friends of 10 by Ariana TV. https://www.youtube.com/watch?v=FXDs4FIBtfw</p> <p>TENS Time: Watch the link below and play the game Pinch a 10 with a family member. https://sites.google.com/education.nsw.gov.au/get-mathematical-early-stage-1/co</p>	<p>Mathematics Counting:</p> <p>Watch the Youtube link and practise counting to 100 with Super Single Songs https://www.youtube.com/watch?v=tlxk5NeiTck</p> <p>Watch the Youtube link Friends of 10 by Ariana TV. https://www.youtube.com/watch?v=FXDs4FIBtfw</p> <p>TENS Time: Watch the link below and play the game Pinch a 10 with a family member. https://sites.google.com/education.nsw.gov.au/get-mathematical-early-stage-1/co</p>	<p>Mathematics Counting:</p> <p>Watch the Youtube link and practise counting to 100 with Super Single Songs https://www.youtube.com/watch?v=tlxk5NeiTck</p> <p>Watch the Youtube link Friends of 10 by Ariana TV. https://www.youtube.com/watch?v=FXDs4FIBtfw</p> <p>TENS Time: Watch the link below and play the game Pinch a 10 with a family member. https://sites.google.com/education.nsw.gov.au/get-mathematical-early-stage-1/co</p>



<p>ntexts-for-practise/pinch-a-ten</p> <p>Time:</p> <p>Watch the YouTube video on Seasons: https://www.youtube.com/watch?v=8Zjpl6fgYSY&ab_channel=HaveFunTeaching</p> <p>Discuss the seasons. Ask students to name them if they can. Discuss the changes of the seasons throughout the year.</p> <p>Use the booklet and label each quarter with a season.</p> <p>Draw a picture to represent each season.</p> <p>Write one or two sentences for each season. Eg In Spring flowers begin to bloom.</p> <p>Mathletics: Visit the Mathletics Website. Complete 2 Mathletics tasks set for you by your classroom teacher.</p>	<p>mathematical-early-stage-1/contexts-for-practise/pinch-a-ten</p> <p>Multiplication and Division:</p> <p>Draw 15 students in groups in the boxes and use tally marks to count how many you have in each group. Redraw your groups so that all the groups are equal.</p> <p> Take a photo and post in the Google Classroom to share with your classmates.</p> <p>Mathletics: Visit the Mathletics Website. Complete 2 Mathletics live games.</p>	<p>ntexts-for-practise/pinch-a-ten</p> <p>Patterns:</p> <p>Play the Train Pattern Shape game: https://www.topmarks.co.uk/ordering-and-sequencing/shape-patterns</p> <p>Create a two pattern use body percussion. eg clap, click, clap, click. Have a family member or carer repeat your pattern.</p> <p>Swap roles and have a family member or carer create a pattern and you repeat it.</p> <p>Create a three pattern using different body percussion and have a family member repeat it.</p> <p>Swap roles and have a family member or carer create a pattern and you repeat it.</p> <p>As a challenge, create a 4 or 5 pattern.</p> <p>Mathletics: Visit the Mathletics</p>	<p>ducation.nsw.gov.au/get-mathematical-early-stage-1/contexts-for-practise/pinch-a-ten</p> <p>Addition and Subtraction</p> <p>Watch the YouTube video on Friends of 10: https://www.youtube.com/watch?v=QS5w8LRnnp0</p> <p>Play the Fuzz Bugs 10 game: https://www.abcya.com/games/fuzz_bugs_number_bonds</p> <p>Find any object that you have 10 of (counters, toys, pencils, pasta)</p> <p>Find different combinations to make 10 objects.</p> <p>Draw some of these different ways into your booklet.</p> <p>As a challenge see if you can make Friends of 20.</p> <p>Mathletics: Visit the Mathletics Website. Complete 2 Mathletics Live games.</p>	<p>practise/pinch-a-ten</p> <p>Mathletics: Visit the Mathletics Website. Complete 2 Mathletics tasks set for you by your classroom teacher</p> <p>Kindergarten Zoom - 12:30-1pm</p> <p>Share your favourite book with the class. Tell us the name, some of the characters and your favourite part of the story.</p> <p></p> <p>https://nsweducation.zoom.us/j/64061467090?pwd=YUNJMHd3dGxsQUNoTWFYZTN5blVUdz09</p> <p>Meeting ID: 640 6146 7090 Passcode: 967973</p>
---	--	---	--	--



			Website. Complete 2 Athletics tasks set for you by your classroom teacher		
Break					
Other Areas	<p>Cambridge Gardens Zoom Assembly</p>  <p>We are Safe , Respectful, Proud, Learners at Cambridge Gardens Public School.</p> <p>Please be punctual and join us for assembly this week.</p> <p>Please click the link below to join the webinar: https://nsweducation.zoom.us/j/65430515008?pwd=VGZYSkIxZkpQaUI3dEZXTzIIM3FQZz0</p> <p>Passcode: cgps Webinar ID: 654 3051 5008</p> <p>You could be an award recipient. Remember to keep an eye out in the post for awards this week.</p>	<p>Wellbeing Wednesday</p> <p>Family Yoga with Ms Fry</p>  <p>Meet Ms Fry on the mat and enjoy yoga games, stories and poses. https://nsweducation.zoom.us/j/64942188727?pwd=VzJ3WTFBb2YzOXNDQnYrYWF5dTBhQT09 Webinar ID: 649 4218 8727 Passcode: 006644 Enjoy the Snail Mindfulness Colouring in.</p>	<p>Science <u>How can things move?</u> Watch the Youtube videos to explore how things move</p> <p>https://www.youtube.com/watch?v=nIvePkFzaMw</p> <p>Draw three things that can move and describe how they move, e.g. roll, bounce, slide, fly, different directions and speeds etc.</p>  <p>Take a photo and post in the Google Classroom to share with your classmates.</p>	<p>Physical Education <u>Hopping</u> Watch the video Get Active at Home Episode 8 - Hopping and follow along https://education.nsw.gov.au/teaching-and-learning/learning-from-home/learning-at-home/activities-for-your-child/getactive-home</p>  <p>These videos will get you up and moving and help you practise fundamental movement skills. They also talk about how to live a healthy lifestyle. The sessions are led by energetic teachers from schools across NSW.</p>	<p>History/Geography <u>Connections to Places Part 2</u> Listen to the beautiful Aboriginal story by Ezekiel Kwaymullina and illustrated by Sally Morgan. https://www.youtube.com/watch?v=NDWOfqBiDA0</p> <p>Talk to an adult about why you love our country.</p> <p>Collect things from your local environment or around your home to create a canoe or shelter for one of your toys. Here are some pictures to help you.</p> 

					  Take a photo when you are finished and post it in Google Classroom to share with your classmates
--	--	--	--	--	---



Tuesday Grevillea Unit Part A: 12/10/21: English - PAw time and Sounds

I did my PAw time with Mrs Thompson on Google Classroom

😊 ☐ tick

I practised my sounds with Mrs Patrick on Google Classroom

😊 ☐ tick

I practised my Tricky Words with Mrs Patrick on Google Classroom

😊 ☐ tick

Read and write the Tricky Words

Tricky Words	Tick if you can read them	Write the Tricky Words
was		
are		
said		
come		
there		
my		
like		
have		
so		
little		
they		
one		

Tick the face to show how well you know your Tricky Words

☐

I know most of my Tricky Words

☐

I know some of my Tricky Words

☐

I needed help

I completed the library lesson with Mrs Rau 😊 ☐

OR

I completed a lesson in Reading Eggs

☐

Lesson Number _____





The Legend of the Golden Snail

Wilbur went on an adventure to find the Golden Snailing Ship. Draw a picture of the Golden Snail. Label your picture using the word bank in the back of this booklet.

Now write at least 2 or 3 sentences about your picture.

Tick the face to show how well you could sound out the words and write them on your own

☐

I could sound and write words

☐

I'm learning to sound and write my words

☐

I needed help

Tuesday Waratah Unit Part A: 12/10/21: Mathematics

Counting

I completed the counting songs: Count to 100 😊 ☐ Friends of 10 😊 ☐

TENS Time - Pinch a 10

Watch the TENS Time activity Pinch a 10, Set up your own game and play along with an adult or sibling

You will need:

- Counters, Lego, bean or pasta
- pencil



How to play




Instructions

- Take a pinch of dried beans (or counters) and determine how many you have in your collection. Is it:
 - less than 10
 - 10
 - more than 10
- Complete the chart.
- Use what you know about numbers and counting to help you decide whether you have more than 10, less than 10, or exactly 10.
- Play again 5 more times.



Turn	Less than 10	10	More than 10

Tick the face to show how well you know larger than and smaller than 10.

 ☐ I know numbers larger /smaller than 10
  ☐ I'm learning numbers larger /smaller than 10
  ☐ I needed help



Tuesday Waratah Unit Part A: 12/10/21: Mathematics - Time

Watch the video then label each rectangle with a different season. Draw a picture of that seasons then write one or two sentences about that season. Eg In Spring, flowers begin to bloom.

[illegible]This image shows a blank sheet of white paper with three horizontal black lines spaced evenly apart, resembling notebook paper. The lines are positioned at approximately one-third, two-thirds, and four-fifths of the page height from the top edge. There is no handwriting or other markings on the paper.

Tick the face to show how well you know seasons.

 ☐ I know all the different seasons  ☐ I know some different seasons  ☐ I needed help

I completed my Mathletics tasks  ☐

Tuesday Waratah Unit Part A: 12/10/21

Cambridge Gardens K-6 Assembly

We are **Safe, Respectful, Proud, Learners**
at Cambridge Gardens Public School.

Please be punctual and join us for assembly this week.

Please click the link below to join the webinar:

<https://nsweducation.zoom.us/j/65430515008?pwd=VGZYSklxZkpQaUI3dEZXTzIIM3FQZz09>

Passcode: cgps

Webinar ID: 654 3051 5008

You could be an award recipient. Remember to keep an eye out in the post for awards this week.



Wednesday Waratah Unit Part A: 13/10/21: English - PAw time and Sounds

I did my PAw time with Mrs Thompson on Google Classroom



☐ tick

I practised my sounds with Mrs Patrick on Google Classroom



☐ tick

I completed the Reading Eggs lesson



☐ Lesson Number _____

Title of the book I'm reading from the Reading Eggs Library

Beginning, Middle and End

What happened in the beginning of the story. Draw it here.

What happened in the middle of the story. Draw it here.

What happened at the end of the story. Draw it here.

Tick the face to show how well you could remember 3 things from the story



I could remember 3 things



I could remember 1 or 2 things




I couldn't remember



The Legend of the Golden Snail

Draw Wilbur in his little boat with his cat and one of the creatures he met. Label your picture.



Now write at least 2 or 3 sentences about your picture.

Tick the face to show how well you could sound out the words and write them on your own

☐

I could sound and write words

☐

I'm learning to sound and write my words

☐

I needed help



Wednesday Waratah Unit Part A: 13/10/21: Mathematics

Counting

I completed the counting songs: Count to 100 😊 ☐ Friends of 10 😊 ☐

TENS Time - Pinch a 10

Watch the TENS Time activity Pinch a 10, Set up your own game and play along with an adult or sibling

You will need:

- Counters, Lego, bean or pasta
- pencil



How to play




Instructions

- Take a pinch of dried beans (or counters) and determine how many you have in your collection. Is it:
 - less than 10
 - 10
 - more than 10
- Complete the chart.
- Use what you know about numbers and counting to help you decide whether you have more than 10, less than 10, or exactly 10.
- Play again 5 more times.



Turn	Less than 10	10	More than 10

Tick the face to show how well you know larger than and smaller than 10.

 ☐ I know numbers larger /smaller than 10
  ☐ I'm learning numbers larger /smaller than 10
  ☐ I needed help



Wednesday Grevillea Unit Part A: 13/10/21: Mathematics

Multiplication and Division



Draw 15 students in three groups. Use tally marks to count how many in each group.

--	--	--

Check that you have the same number of students in each box.

Now draw 15 students but this time put them into 5 groups, making sure all the groups are equal.

--	--	--	--	--

Tick the face to show how well you could share

☐

I could share easily

☐

It was a bit tricky to share

☐

I needed help

I completed my Mathletics tasks  ☐



Wednesday Waratah Unit Part A
13/10/21: Wellbeing - Mindfulness


Join in Family Yoga with Ms Fry.
Remember, your whole family
can join in if you like.



<https://nsweducation.zoom.us/j/64942188727?pwd=VzJ3WTFBb2YzOXNDQnYrYW5dTBhQT09>

Webinar ID: 649 4218 8727 Passcode: 006644

Enjoying colouring the snail mandala below.



Thursday Grevillea Unit Part A: 14/10/21: English - PAw time and Tricky Words

I did my PAw time with Mrs Thompson on Google Classroom 😊 ☐ tick

I practised my Tricky Words with Mrs Patrick on Google Classroom 😊 ☐ tick

Thursday: English - Spelling

Read and write the spelling words using lots of coloured pencils:

Read (tick the words you can read)	Write(tick the words you can spell)	Write(tick the words you can spell)
of		
had		
bud		
with		
trim		
crab		
Extension Work	Extension Work	Extension Work
fish		
wish		
flash		
splash		

Tick the face to show how well you know your spelling words


😊 ☐ I can spell many of my spelling words 😐 ☐ I can spell a few of my spelling words 😞 ☐ I needed help



I completed the Reading Eggs Lesson 😊 ☐ Lesson Number _____

Title of the decodable reader I'm reading from the SPELD Website link:

Write the words you liked from the book you read and use some words to write sentences on the next page. Try to use more than one word in each sentence.



Use the words in the treasure chest to write some sentences. Try and use more than one word in each sentence.

Tick the face to show how well you could write words and sentences

☐

I could use the words in sentences

☐

I could write the words in the chest

☐


I couldn't remember



Thursday Waratah Unit Part A: 14/10/21: Writing -

The Legend of the Golden Snail

Draw and label your favourite part of the story. Use the word bank at the end of the booklet to help you.



Now write at least 2 or 3 sentences about your picture.



Tick the face to show how well you could sound out the words and write them on your own

☐

I could sound and write words

☐

I'm learning to sound and write my words

☐

I needed help



Thursday Waratah Unit Part A: 14/10/21: Mathematics

Counting

I completed the counting songs: Count to 100 😊 ☐ Friends of 10 😊 ☐

TENS Time - Pinch a 10

Watch the TENS Time activity Pinch a 10, Set up your own game and play along with an adult or sibling

You will need:

- Counters, Lego, bean or pasta
- pencil



How to play




Instructions

- Take a pinch of dried beans (or counters) and determine how many you have in your collection. Is it:
 - less than 10
 - 10
 - more than 10
- Complete the chart.
- Use what you know about numbers and counting to help you decide whether you have more than 10, less than 10, or exactly 10.
- Play again 5 more times.



Turn	Less than 10	10	More than 10

Tick the face to show how well you know larger than and smaller than 10.

 ☐ I know numbers larger /smaller than 10
  ☐ I'm learning numbers larger /smaller than 10
  ☐ I needed help

I completed the patterns activity

☐

Tick the face to show how well you can make a pattern

 ☐ I could make a 4 or 5 pattern
  ☐ I could make a 2 or 3 pattern
  ☐ I needed help

I completed my Mathletics tasks  ☐





I watched the movement science video on movement 😊 ☐ tick

<https://www.youtube.com/watch?v=nIvePkFzaMw>

Draw three things that can move and describe how they move, e.g. roll, bounce, slide, fly, different directions and speeds etc.

Draw 3 things that move:

--	--	--

Write how it moves:

--	--	--

Tick the face to show how well you know how things move

☐

I can identify and describe how things move

☐

I needed help



Friday Grevillea Unit Part A: 15/10/21: English - PAw time and Sounds

I did my PAw time with Mrs Thompson on Google Classroom 😊 ☐ tick

I practised my sounds with Mrs Patrick on Google Classroom 😊 ☐ tick

Some **sounds** I needed help with:

Tick the face to show how well you know your sounds

☐

I know all my sounds

☐

I'm still learning some sounds

☐

I'm still learning lots of sounds

I practised my Tricky Words with Mrs Patrick on Google Classroom 😊 ☐ tick

I am learning my _____ Tricky Words.

Some Tricky Words I needed help with





Trace the following sh sounds:



sh sh sh sh

Write it:

Sound out the words below:



Read the words by sounding them out, say them 3 times:
Colour in the bubbles as you read them.

shed	😊😊😊	shell	😊😊😊	wish	😊😊😊
shark	😊😊😊	sheet	😊😊😊	brush	😊😊😊

Tick the face to show how well you know the sound sh


☐

I knew the sh sound well


☐

I'm still learning the sh sound


☐

I needed help


Friday: English - Reading

I completed the Fast Phonics lesson 😊 ☐ Lesson Number _____



Friday Waratah Unit Part A: 15/10/21: English Writing

Draw a picture of yourself in a little boat going on an adventure like Wilbur. Label your picture.



Write 2 or 3 sentences about your adventure. Remember to use full sentences.

Tick the face to show how many sentences you could write about your adventure:

☐

I could write 3 sentences

☐

I could write 1 -2 sentences

☐

I needed help



Friday Waratah Unit Part A: 15/10/21: Mathematics

Counting

I completed the counting songs: Count to 100 😊 ☐ Friends of 10 😊 ☐

TENS Time - Pinch a 10

Watch the TENS Time activity Pinch a 10, Set up your own game and play along with an adult or sibling

You will need:

- Counters, Lego, bean or pasta
- pencil



How to play




Instructions

- Take a pinch of dried beans (or counters) and determine how many you have in your collection. Is it:
 - less than 10
 - 10
 - more than 10
- Complete the chart.
- Use what you know about numbers and counting to help you decide whether you have more than 10, less than 10, or exactly 10.
- Play again 5 more times.



Turn	Less than 10	10	More than 10

Tick the face to show how well you know larger than and smaller than 10.

 ☐ I know numbers larger /smaller than 10
  ☐ I'm learning numbers larger /smaller than 10
  ☐ I needed help



Friday Grevillea Unit Part A: 15/10/21: Addition and Subtraction

Use any object that you have 10 of (counters, toys, pencils, pasta) to make combinations to 10. Draw your combinations in the table and write the number at the bottom. Write your number sentence underneath.

--	--

$$\underline{\hspace{2cm}} + \underline{\hspace{2cm}} = 10$$

--	--

$$\underline{\hspace{2cm}} + \underline{\hspace{2cm}} = 10$$

--	--

$$\underline{\hspace{2cm}} + \underline{\hspace{2cm}} = 10$$



--	--

$$\underline{\hspace{2cm}} + \underline{\hspace{2cm}} = 10$$

As a challenge, see if you can do some Friends of 20.

--	--

$$\underline{\hspace{2cm}} + \underline{\hspace{2cm}} = 20$$

Tick the face to show how well you found Friends of 10.


☐


I knew all the Friends of 10


☐

I knew some Friends of 10


☐

I needed help

I completed my Mathletics tasks  ☐



Friday Waratah Unit Part A: 15/10/21 Physical Education

I watched the Get Active Episode 8 - Hopping 😊 ☐

Watch the video Get Active at Home Episode 8 - Hopping and follow along

<https://education.nsw.gov.au/teaching-and-learning/learning-from-home/learning-at-home/activities-for-your-child/getactive-home>



These videos will get you up and moving and help you practise fundamental movement skills. They also talk about how to live a healthy lifestyle. The sessions are led by energetic teachers from schools across NSW.

Tick the face to show how well you participated in the hopping lesson

😊 ☐ I completed the hopping lesson 😐 ☐ I completed some of the lesson ☹️ ☐ I needed help



Monday Waratah Unit Part A: 18/10/21: English - Sounds and Tricky Words

I practised my sounds with Mrs Patrick on Google Classroom 😊 ☐ tick

I practised my tricky Words with Mrs Patrick on Google Classroom 😊 ☐ tick

English - Reading

I completed the Reading Eggs Lesson 😊 ☐ Lesson Number _____

Title of the book I'm reading from the Reading Eggs Library

Draw three things you remember from the book.

I remember	I remember
I remember	


Tick the face to show how well you could remember 3 things from the story

😊 ☐ I could remember 2 or 3 things 😐 ☐ I could remember 1 thing ☹️ ☐ I couldn't remember



Monday Waratah Unit Part A: 18/10/21 English - Writing - Recount

Draw and label something you did on the weekend. Include lots of detail.



Write 2 or 3 sentences about something you did on the weekend. Please focus on sounding out words you need to write and use your best handwriting. You can start with **On the weekend**, if you like.



Tick the face to show how well you could sound out the words and write them on your own

☐

I could sound out and write words

☐

I'm learning to write my words

☐

I needed help



Monday Waratah Unit Part A: 18/10/21: Mathematics

Counting

I completed the counting songs: Count to 100 😊 ☐ Friends of 10 😊 ☐

TENS Time - Pinch a 10

Watch the TENS Time activity Pinch a 10, Set up your own game and play along with an adult or sibling

You will need:

- Counters, Lego, bean or pasta
- pencil



How to play




Instructions


- Take a pinch of dried beans (or counters) and determine how many you have in your collection. Is it:
 - less than 10
 - 10
 - more than 10
- Complete the chart.
- Use what you know about numbers and counting to help you decide whether you have more than 10, less than 10, or exactly 10.
- Play again 5 more times.



Turn	Less than 10	10	More than 10

Tick the face to show how well you know larger than and smaller than 10.

 ☐ I know numbers larger /smaller than 10
  ☐ I'm learning numbers larger /smaller than 10
  ☐ I needed help

I completed my Mathletics tasks  ☐



Monday Grevillea Unit Part A: 18/10/21

Kindergarten Zoom - Share your favourite book!

12:30-1pm

Come to our Zoom meeting today and tell us about your favourite book. Tell us the name of the book, some of the characters and your favourite part.

<https://nsweducation.zoom.us/j/64061467090?pwd=YUNJMHd3dGxsQUNoTWFYZTN5bIVUdz09>

Meeting ID: 640 6146 7090

Passcode: 967973



Monday Waratah Unit Part B 18/10/21 History - Connections to Places



Instructions: Watch the Aboriginal My Country book video. Look at the pictures below and collect things from your local environment or around your home to create a canoe or shelter for one of your toys. Draw or attach a picture of your canoe or shelter.

I watched the My Country Book video. 😊 ☐

Aboriginal Shelter or Canoe for my toy.



Tick the face to show how well you could draw or paint a picture



I could draw or paint a picture of myself with an animal I love



I needed help



The Legend of the Golden Snail Word Bank

Read the words and colour in the pictures. You can use these words in your writing this week.

The sounds and Tricky word card is at the end of the Waratah Unit Part B.



Wilbur



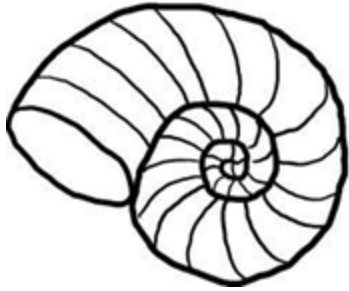
snail



ship boat



Enchanter



shell



butterfly



island



pirate



chain



bell



crab



lantern fish



Kindergarten

Waratah Unit Part B

from Tuesday 19/10/21 until Monday 25/10/21

Name: _____

Class: _____



Cambridge Gardens Public School

Google classroom username: _____@education.nsw.gov.au

Class code: **taxm4wj**

If you would like your child's user name (which goes at beginning of @education.nsw.gov.au and is usually your child's first and last name with a full stop in between and sometimes a number after the surname) and password please reply to the email sent regarding google classroom with your child's name and class and we will provide your child's details.

Please return this booklet on Monday to the Kindergarten box in the office, class teacher or if you are returning your work via email, the subject line must be **Miss Fry** only. You must include your child's name and class in the body of the email.

Framework for Remote Learning – Kindergarten

You will need access to a digital device and help from a parent/carer to complete the following activities.

Unit 13	Tuesday 19/10/21	Wednesday 20/10/21	Thursday 21/10/21	Friday 22/10/21	Monday 25/10/21
Home Task	How many different birds can you see outside?	Help make a sandwich.	Go into the garden and count how many sounds you can hear.	Sing a song out loud.	Say something nice to everyone in your family.
English	<p>Sound Practice Visit the Google Classroom and practise your sounds with Mrs Patrick.</p> <p>Tricky Words Visit the Google Classroom and watch Mrs Patrick's Tricky Word Challenge video. Write out the tricky words in your booklet.</p> <p>Library Lesson Go to Google Classroom to take part in Mrs Rau's library lesson. If you are unable to do this, please visit the Reading Eggs Website and complete one Reading Eggs lesson.</p> <p>Writing Visit Google Classroom and listen to <u>The Legend of the Golden Snail</u> by Graeme Base again. You can use the Youtube link too if you prefer:</p>	<p>Tricky Words Visit the Google Classroom and practise your Tricky Words with Mrs Patrick.</p> <p>Sound Practice Visit the Google Classroom and practise your sounds with Mrs Patrick.</p> <p>Reading Complete the next Reading Eggs lesson.</p> <p>Read your selected simple book from the Reading Eggs Library. Read the book with an adult who will help you to point to the words using your Pointy Parrot and use Stretchy Snake to sound any words out you may be unsure of. Remember to use your Eagle Eyes to look at the pictures to help you. Have a go at reading it yourself and then read it to your favourite toy. Think about what</p>	<p>Sound Practice Visit the Google Classroom and practise your sounds with Mrs Patrick.</p> <p>Tricky Words Visit the Google Classroom and watch Mrs Patrick's Tricky Word Challenge video.</p> <p>Spelling Read and write your spelling words in different colours.</p> <p>Reading Complete one Reading Eggs lesson.</p> <p>Go the SPELD Reading Link: https://www.spelsa.org.au/SPELD-SA-Phonic-Readers-New-Series and select a decodable simple book from the level 1 -10 links. Please select</p>	<p>Sound Practice Visit the Google Classroom and practise your sounds with Mrs Patrick. Fill out the sound sheet in the booklet.</p> <p>Tricky Words Visit the Google Classroom and watch Mrs Patrick's Tricky Word Challenge video. Fill out the Tricky Word sheet in the booklet.</p> <p>Spelling Practise the sound 'ai' by writing some words that have 'ai' in them and reading some 'ai' words on the worksheet.</p> <p>Reading Go to Fast Phonics on the Reading Eggs website and work through the next lesson.</p>	<p>Tricky Words Visit the Google Classroom and practise your Tricky Words with Mrs Patrick</p> <p>Sound Practice Visit the Google Classroom and practise your sounds with Mrs Patrick.</p> <p>Reading Visit the Reading Eggs Website and complete one Reading Eggs lesson. Now choose a book from the library. Read the book with someone who will help you. Remember to point to the words using your Pointy Parrot and use Stretchy Snake to sound any words out you may be unsure of. Remember to use your Eagle Eyes to look at the pictures to help you. Now choose some pages from the book and write page numbers at the top of each box. Write how</p>



<https://www.youtube.com/watch?v=BGf83GE2rwU>

Wilbur helped out lots of different creatures in his travels. What animals did he help and how? Think about how those animals helped Wilbur. **Draw** a picture of some of the creatures Wilbur helped. **Talk** to someone about your picture. **Write** two or three sentences about how Wilbur helped the animal and how the animal helped Wilbur. Remember to use 5 star writing: start your sentences with a capital letter and finish each one with a full stop. Use finger spaces between each word and use your neatest writing. Read your sentences to ensure they make sense. Use the Tricky Word and sound sheets at the back of your booklet to help you write the words, as well as the word bank. Try to stretch out the sounds in words yourself - what is the first sound in your word, what is the middle sound, what is the end sound. **Share** your story to someone in your family.

happened at the beginning of the story, what happened in the middle and what happened at the end of the story. Draw this into the boxes on the sheet.



Place a photo of your reading on Google Classroom.

Writing

Listen to The Legend of the Golden Snail again. You can find it in Google Classroom or on YouTube : <https://www.youtube.com/watch?v=BGf83GE2rwU>

At the end of the story, Wilbur saw that the snail was trapped. **Draw** and label a picture of how the snail was trapped. **Talk** to someone about your picture and what happened next. **Write** two or three sentences about this part of the story. Use the word bank, the Tricky Word and sound word sheet at the back of the booklet to spell the tricky words and other words. Stretch out the sounds in the word yourself - what is the first sound in your word, what is the middle sound, what is the end sound. Use a finger

a book at the appropriate level. Read the book with an adult who will help you to point to the words using your Pointy Parrot and use Stretchy Snake to sound any words out you may be unsure of. Remember to use your Eagle Eyes to look at the pictures to help you. Have a go at reading it yourself and then read it to your pet or favourite toy too. Now tell someone the words you liked from your story. Write these words in the treasure chest in your workbook and write some sentences using these words underneath.

Writing

In The legend of the Golden Snail, Wilbur helped lots of creatures. Think about what might have happened if he hadn't helped these creatures. **Draw** and label a picture of what you think would have happened to Wilbur. **Talk** to somebody about your picture. **Write** two or three sentences to go with your picture. Start with a capital letter and end with a full stop.

Writing

Watch the two videos about snails: <https://www.youtube.com/watch?v=pLCtVGB1mFw>

<https://www.youtube.com/watch?v=c8ma6vDvXAM>

Think about everything you know about snails. Have you learnt anything new from looking at the videos on snails? **Draw** a picture of a snail and label it. **Talk** to someone about your drawing and about all the facts you know about snails. Now **write** some sentences about snails, stating as many facts that you now know about snails. Remember to use capital letters, finger spaces and full stops. **Share** your story with someone in your family.



Place a photo of your writing on Google Classroom.

many words are on the page in the box then write your favorite word from each page. Draw a picture for your favourite word.



Writing

Today you will be writing about something you did on the weekend that was different? **Draw** a picture of something you did on the weekend. **Talk** to someone about your picture. **Write** 2 or 3 sentences about something you did on the weekend. Remember to use 5 star writing. Start with a capital letter, use finger spaces and full stops. Your writing should be neat and it should make sense. Stretch out your sentences by adding extra details. Use the Tricky Word and sound sheets at the back of your booklet to help you write the words. Try to stretch out the sounds in words yourself - what is the first sound in your word, what is the middle sound, what is the end sound. **Share** your story to someone in your family



		space between every word. Share your story with someone in your family.	Remember to stretch out the sounds and have a go writing by yourself. Use the word bank, Tricky Word and sound page at the back of the booklet to help spell needed words. Share your story with someone in your family.		
Break					
Mathematics	<p>Mathematics Counting: Watch the Youtube link and practise counting backwards from 20-1 with Have fun teaching. https://www.youtube.com/watch?v=srPktd4k_O8</p> <p>If you can count backwards from 20, practice counting backwards from 30-1 with the link. https://www.youtube.com/watch?v=Zy0m99mX4vw</p> <p>Watch the Youtube link and practise counting from 1-120 and exercise with Jack Hartmann. https://www.youtube.com/watch?v=EzzQ8x-9HTo</p> <p>TENS Time: Watch the video of the game Go Fish.Play the</p>	<p>Mathematics Counting: Watch the Youtube link and practise counting backwards from 20-1 with Have fun teaching. https://www.youtube.com/watch?v=srPktd4k_O8</p> <p>If you can count backwards from 20, practice counting backwards from 30-1 with the link. https://www.youtube.com/watch?v=Zy0m99mX4vw</p> <p>Watch the Youtube link and practise counting from 1-120 and exercise with Jack Hartmann. https://www.youtube.com/watch?v=EzzQ8x-9HTo</p> <p>TENS Time: Watch the video of the game Go Fish.Play the</p>	<p>Mathematics Counting: Watch the Youtube link and practise counting backwards from 20-1 with Have fun teaching. https://www.youtube.com/watch?v=srPktd4k_O8</p> <p>If you can count backwards from 20, practice counting backwards from 30-1 with the link. https://www.youtube.com/watch?v=Zy0m99mX4vw</p> <p>Watch the Youtube link and practise counting from 1-120 and exercise with Jack Hartmann. https://www.youtube.com/watch?v=EzzQ8x-9HTo</p> <p>TENS Time: Watch the video of the</p>	<p>Mathematics Counting: Watch the Youtube link and practise counting backwards from 20-1 with Have fun teaching. https://www.youtube.com/watch?v=srPktd4k_O8</p> <p>If you can count backwards from 20, practice counting backwards from 30-1 with the link. https://www.youtube.com/watch?v=Zy0m99mX4vw</p> <p>Watch the Youtube link and practise counting from 1-120 and exercise with Jack Hartmann. https://www.youtube.com/watch?v=EzzQ8x-9HTo</p> <p>TENS Time: Watch the video of the game Go Fish.Play the</p>	<p>Mathematics Counting: Watch the Youtube link and practise counting backwards from 20-1 with Have fun teaching. https://www.youtube.com/watch?v=srPktd4k_O8</p> <p>If you can count backwards from 20, practice counting backwards from 30-1 with the link. https://www.youtube.com/watch?v=Zy0m99mX4vw</p> <p>Watch the Youtube link and practise counting from 1-120 and exercise with Jack Hartmann. https://www.youtube.com/watch?v=EzzQ8x-9HTo</p> <p>TENS Time: Watch the video of the game Go Fish.Play the</p>



	<p>game Go Fish.</p> <p>https://sites.google.com/education.nsw.gov.au/get-mathematical-early-stage-1/contexts-for-practise/go-fish-relationships</p> <p>Time</p> <p>Watch the What's the Time Mr Wolf video on the following Youtube link: https://www.youtube.com/watch?v=B-6F2U8wTcE</p> <p>Read the time on the clocks on the worksheet and write the correct time in the boxes.</p> <p>Mathletics: Visit the Mathletics Website. Complete 2 Mathletics tasks set for you by your classroom teacher.</p>	<p>game Go Fish.</p> <p>https://sites.google.com/education.nsw.gov.au/get-mathematical-early-stage-1/contexts-for-practise/go-fish-relationships</p> <p>Data</p> <p>In your bedroom or toy box find some toys, e.g. books, building blocks, soft toys etc..</p> <p>Talk to someone about different ways we could organise them.</p> <p>Sort the different toys and tell someone how you sorted them.</p> <p>In the booklet use tally marks to count how many toys were in each group.</p> <p>Discuss the findings. In the booklet make your own column graph.</p> <p>Mathletics:</p> <p>Visit the Mathletics Website. Complete 2 Mathletics Live games.</p>	<p>game Go Fish. Play the game Go Fish.</p> <p>https://sites.google.com/education.nsw.gov.au/get-mathematical-early-stage-1/contexts-for-practise/go-fish-relationships</p> <p> Place a photo of your Go Fish on Google Classroom.</p> <p>Position</p> <p>Play the position game: https://www.tinytap.com/activities/g19mh/play/positional-words</p> <p>Watch the monkey position video: https://www.youtube.com/watch?v=idJYhjGyWTU</p> <p>In the booklet complete the position worksheet. Read the sentences and draw a line to the correct pictures.</p> <p>Mathletics: Visit the Mathletics Website. Complete 2 Mathletics tasks set for you by your classroom teacher.</p>	<p>game Go Fish.</p> <p>https://sites.google.com/education.nsw.gov.au/get-mathematical-early-stage-1/contexts-for-practise/go-fish-relationships</p> <p>Position</p> <p>Play the position game: https://www.tinytap.com/activities/g19mh/play/positional-words</p> <p>Watch the position video and follow along: https://www.youtube.com/watch?v=Kh0PmcRQ_Oc</p> <p>In the booklet complete the position worksheet. Read the sentences and draw a line to the correct pictures.</p> <p>Mathletics: Visit the Mathletics Website. Complete 2 Mathletics Live games.</p>	<p>game Go Fish.</p> <p>https://sites.google.com/education.nsw.gov.au/get-mathematical-early-stage-1/contexts-for-practise/go-fish-relationships</p> <p>Mathletics: Visit the Mathletics Website. Complete 2 Mathletics tasks set for you by your classroom teacher</p> <p>Kindergarten Zoom: Water and Sun Safety. 12:30-1pm Come along and share a way to be safe in the water or in the sun.</p> <p></p> <p>https://nsweducation.zoom.us/j/64061467090?pwd=YUNJMHd3dGxsQUNoTWFiYTJN5bIVUdz09 Meeting ID: 640 6146 7090 Passcode: 967973</p>
Break					




Science Movement

Watch the Science Time with Questacon:
<https://www.youtube.com/watch?v=VnFvVeQkuis>

Select some exciting toys that move in different ways to explore how things move.



You could even set up a little ramp.



Explore the way the toys move on the small ramp or in a safe space. Do the toys roll, bounce, spin or slide?

Draw a picture of the toys and the different ways they could move. They may have been able to move more than one way, e.g. roll and bounce.

Wellbeing Wednesday

Family Yoga with Ms Fry



Meet Ms Fry on the mat and enjoy yoga games, stories and poses.

Enjoy the Sailing Ship
Mindfulness Colouring in

Music

Students find a comfortable place to watch and join in the music lesson 'Baa Baa Black Sheep':
<https://vimeo.com/413448202/5f36b47e24>

Students will sing and move like different types of sheep! Students can change the sound or tone of their voice, make it higher or lower (pitch) or change the volume (dynamics) to match each type of sheep.

After watching the video, students talk about what they learned from this video. They can sing some of the songs and teach a family member some of the activities.

Students can draw a picture to illustrate one of the rhymes in the music lesson.

Physical Education

Throwing

Please watch and follow along with the Education NSW Get Active @ Home Throwing Episode 9 video at:

<https://education.nsw.gov.au/teaching-and-learning/learning-from-home/learning-at-home/activities-for-your-child/getactive-home>



Do as much as you can!

If you cannot access the video practice throwing a small bean bag or sock at a cushion or outside chair.

Draw a picture of yourself completing the target throwing challenge and write how many times you were able to hit the target.

History

Listen to the story called 'The Incredible Freedom Machines' by Kiril Saunders

https://players.brightcove.net/6110393209001/tW0Wj5ZPo_default/index.html?videoId=6156045121001

After watching the video ask students some questions:

Where did the Freedom Machine come from?



Which is your favourite place visited by the main character?

Which was your favourite illustration in the book and why?

Did the girl imagine her adventure, or go on it? How do you know?

Design with material or draw your own freedom machine. It could be based on a machine or object you already know about or you could use your imagination of what you want your



	 Place a photo of your drawing on Google Classroom.				<p>freedom machine to look like. Draw where you would go in your freedom machine and who you would go with.</p>  Place a photo of your freedom machine design on Google Classroom.
--	---	--	--	--	---



Tuesday Waratah Unit Part B: 19/10/21: English - Sounds and Tricky Words

I practised my sounds with Mrs Patrick on Google Classroom 😊 ☐ tick

I practised my Tricky Words with Mrs Patrick on Google Classroom 😊 ☐ tick

Read and write the Tricky Words

Tricky Words	Tick if you can read them	Write the Tricky Words
said		
they		
there		
what		
because		
have		
like		
come		
your		
where		
who		
want		

Tick the face to show how well you know your Tricky Words

😊 ☐ I know most of my Tricky Words 😐 ☐ I know some of my Tricky Words 😞 ☐ I needed help

I completed the library lesson with Mrs Rau 😊 ☐ OR

I completed a lesson in Reading Eggs 😊 ☐ Lesson Number _____

Draw and label some of the creatures that Wilbur helped on his adventures.

Write two or three sentences about how Wilbur helped the creature and how that creature helped Wilbur. Please focus on sounding out words you need to write and use your best handwriting.

Tick the face to show how well you could sound out the words and write them on your own

☐

I could sound out and write words

☐

I'm learning to write my words

☐

I needed help

Tuesday Waratah Unit Part B: - 19/10/21: Counting

I completed the counting songs: 20 - 1 😊 ☐ 30 - 1 😊 ☐ 1 - 120 😊

TENS Time: Go Fish

Watch the video link:

<https://sites.google.com/education.nsw.gov.au/get-mathematical-early-stage-1/context-s-for-practise/go-fish-relationships>

You will need:

- Two sets of Playing cards (1-10)

Instructions

- Each player gets 7 cards. The rest of the cards are placed in a pile in the middle
- Players try to make pairs that are 1 more, 1 less, 2 more, or 2 less.
- Once they can't make any more pairs, they can take turns to ask their opponent.
 - If their opponent has a card of that number they must give it to the asking player.
 - If they don't, they say 'Go Fish' and the player gets a card from the central pile of cards.
- Play continues until one player has no more cards left. They are the winner!



Tick the face to show how well you could play Go Fish.

☐

I could play the game

☐

I could recognise some pairs on numbers


☐

I needed help


Tuesday Waratah Unit Part B: 19/10/21: Mathematics - Time


Watch the video What's the Time Mr Wolf:


<https://www.youtube.com/watch?v=B-6F2U8wTcE>





What's the time Mr Wolf?



 o'clock


 o'clock





 o'clock


 o'clock


 o'clock


 o'clock

Tick the face to show how well you knew time.

 ☐ I know different times  ☐ I'm still learning different times  ☐ I needed help

I completed my Mathletics tasks  ☐



Tuesday Waratah Unit Part B 19/10/21 - Science - Movement

Instructions: Watch the Youtube Questacon video on moving toys. Select a range of toys that move in different ways. Explore the way they move. Draw how they move below.

I watched the Questacon Moving Toys video 😊 ☐



Select some toys at home to explore the way they move. Do they roll, bounce, slide or spin? Draw the way they move in the boxes below.

Roll

Bounce

Slide

Spin

Tick the face to show how well you understood how toys move:



I understood how toys spin, bounce, slide and roll



I needed help

Wednesday Waratah Part B 20/10/21: English - Tricky Words and Sounds

I practised my Tricky Words with Mrs Patrick on Google Classroom 😊 ☐ tick

I practised my sounds with Mrs Patrick on Google Classroom 😊 ☐ tick

I completed the Reading Eggs lesson 😊 ☐ Lesson Number _____

Title of the book I'm reading from the Reading Eggs Library _____

Beginning, Middle and End



What happened in the beginning of the story. Draw it here.

What happened in the middle of the story. Draw it here.

What happened at the end of the story. Draw it here.


Tick the face to show how well you could remember 3 things from the story

😊 ☐ I could remember 3 things

😐 ☐ I could remember 1 or 2 things

😞 ☐ I couldn't remember

Draw and label a picture of the trapped snail. Use the word bank at the end of the booklet to help you.



Now write 2 or 3 sentences about the snail and what happened next.

Tick the face to show how well you could sound out the words and write them on your own

☐

I could sound and write words

☐

I'm learning to sound and write my words

☐

I needed help

Wednesday Grevillea Unit Part B: - 20/10/21: Counting

I completed the counting songs: 20 - 1 😊 ☐ 30 - 1 😊 ☐ 1 - 120 😊

TENS Time: Go Fish

Watch the video link:

<https://sites.google.com/education.nsw.gov.au/get-mathematical-early-stage-1/context-s-for-practise/go-fish-relationships>

You will need:

- Two sets of Playing cards (1-10)

Instructions

- Each player gets 7 cards. The rest of the cards are placed in a pile in the middle
- Players try to make pairs that are 1 more, 1 less, 2 more, or 2 less.
- Once they can't make any more pairs, they can take turns to ask their opponent.
 - If their opponent has a card of that number they must give it to the asking player.
 - If they don't, they say 'Go Fish' and the player gets a card from the central pile of cards.
- Play continues until one player has no more cards left. They are the winner!



Tick the face to show how well you could play Go Fish.

☐

I could play the game

☐

I could recognise some pairs on numbers

☐

I needed help

Wednesday Waratah Unit Part B: 20/10/21: Mathematics - Data

Find some different toys in your bedroom and sort them into groups. Use the table below to draw tally marks for each group. Don't forget to use the top part of the box to write which group you are counting. Now you can make a graph.

Draw a picture of the different groups you made.

Tally Marks:

Make your own graph here:

7				
6				
5				
4				
3				
2				
1				

Tick the face to show how well you found data.

☐


I could make a graph

☐

I knew how to organise and tally

☐

I needed help

I completed my Mathletics tasks  ☐

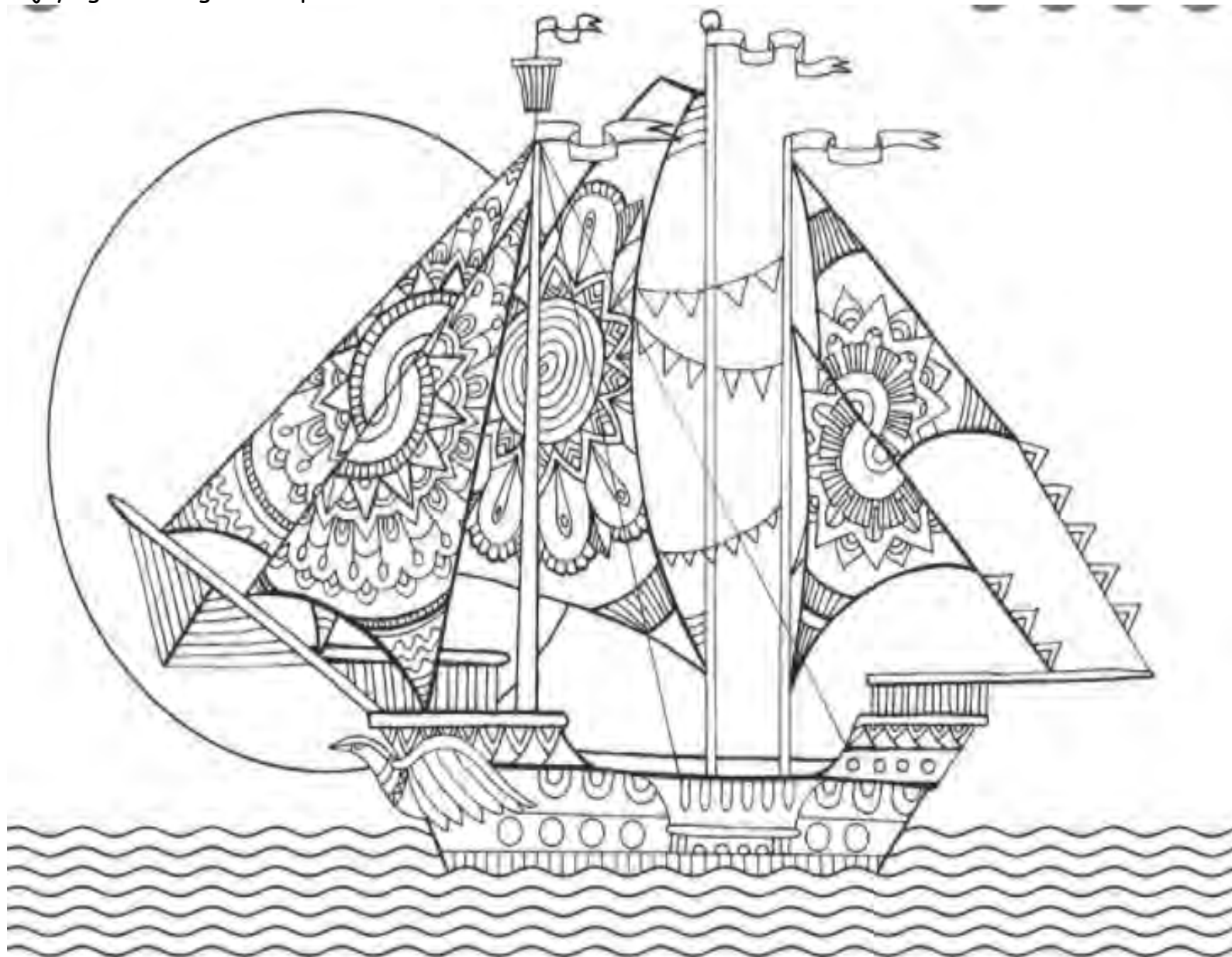
Wednesday Waratah Unit Part B 20/10/21: Wellbeing - Mindfulness

Join in Family Yoga with Ms Fry.
Remember, your whole family
can join in if you like.



<https://nsweducation.zoom.us/j/61426399274?pwd=N2RjSzJPVHROaUJPMjRaSTlWQXBjdz09>
Meeting ID: 614 2639 9274 Passcode: 596743

Enjoying colouring the ship below.



Tick the face to show how well you practised yoga.

☐

I am confident during yoga lessons

☐

I need more practise

Thursday Waratah Unit Part B 21/10/21: English - Sounds and Tricky Words

I practised my sounds with Mrs Patrick on Google Classroom 😊 ☐ tick

I practised my Tricky Words with Mrs Patrick on Google Classroom 😊 ☐ tick

Spelling: Read and write your spelling words using lots of coloured pencils:

Read (tick the words you can read)	Write (tick the words you can spell)	Write (tick the words you can spell)
up		
into		
set		
net		
end		
ship		
Extension Work	Extension Work	Extension Work
sail		
snail		
fail		
remain		


Tick the face to show how well you know your spelling words

😊 ☐ I can spell many of my spelling words 😐 ☐ I can spell a few of my spelling words ☹️ ☐ I needed help

I completed the Reading Eggs Lesson 😊 ☐ Lesson Number _____

Title of the decodable reader I'm reading from the **SPELD** Website link:

Write the words you liked from the book you read and use some words to write sentences on the next page. Try to use more than one word in each sentence.



This image shows a blank sheet of white paper with horizontal ruling lines. The lines are evenly spaced and run across the width of the page. There are no margins, text, or other markings on the paper.

😊📄 I could use the words in sentences 😐📄 I' could write the words in the chest 😞📄 I couldn't remember

Thursday: Waratah Unit Part B 21/10/21: English - Writing

In The Legend of the Golden Snail, Wilbur helped lots of creatures. Think about what might have happened if he hadn't helped them. Draw and label a picture about this, then write some sentences about your picture.

Tick the face to show how well you could sound out the words and write them on your

own☐

I could sound out and write words ☐

I'm learning to write my words ☐

I needed help

Thursday Waratah Unit Part B: - 21/10/21: Counting

I completed the counting songs: 20 - 1 😊 ☐ 30 - 1 😊 ☐ 1 - 120 😊

TENS Time: Go Fish



Watch the video link:

<https://sites.google.com/education.nsw.gov.au/get-mathematical-early-stage-1/context-s-for-practise/go-fish-relationships>

You will need:

- Two sets of Playing cards (1-10)

Instructions

- Each player gets 7 cards. The rest of the cards are placed in a pile in the middle
- Players try to make pairs that are 1 more, 1 less, 2 more, or 2 less.
- Once they can't make any more pairs, they can take turns to ask their opponent.
 - If their opponent has a card of that number they must give it to the asking player.
 - If they don't, they say 'Go Fish' and the player gets a card from the central pile of cards.
- Play continues until one player has no more cards left. They are the winner!



Tick the face to show how well you could play Go Fish.

☐

I could play the game

☐







I could recognise some pairs on numbers

☐




I needed help

Thursday: Waratah Unit Part B 21/10/21: Maths - Position

Read the sentences and draw a line to the correct picture.

The bee is in front of the hive.	
The bee is in between the hives.	
The bee is above the hive.	
The bee is below the hive.	
The bee is next to the hive.	
The bee is behind the hive.	

Tick the face to show how well you understood positional language.

 ☐ I knew all the positional words  ☐ I knew some of the positional words  ☐ I needed help

I completed my Mathematics tasks  ☐

Thursday: Waratah Unit Part B 21/10/21

Baa Baa Black Sheep Music Lesson

In this lesson students will learn to sing Baa Baa Black Sheep and other rhymes.



Diddle diddle

I watched and followed along with the Baa Baa Black Sheep video 😊 ☐

Draw a picture to illustrate one of the rhymes you sang today:

Tick the face to show how well you could sing Baa Baa Black Sheep

😊 ☐ I could sing the rhyme 😐 ☐ Im learning to sing the rhyme 😞 ☐ I need more practise

Friday Waratah Part B - 22/10/21: English - Tricky Words and Sounds

I practised my sounds with Mrs Patrick on Google Classroom 😊 ☐ tick

Some **sounds** I needed help with:

Tick the face to show how well you know your sounds

☐

I know all my sounds

☐

I'm still learning some sounds

☐

I'm still learning lots of sounds

I practised my Tricky Words with Mrs Patrick on Google Classroom 😊 ☐ tick

I am learning my _____ Tricky Words.

Some Tricky Words I needed help with

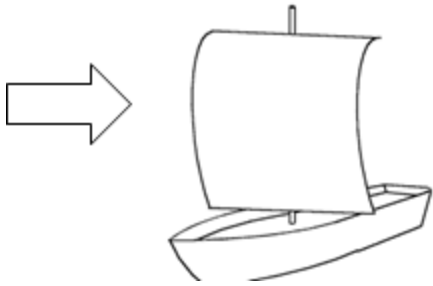
Friday Waratah Unit Part B - 22/10/21: English - Spelling

Trace the following ai sounds:

ai ai ai ai ai

Write it:

Sound out the words below:



Read the words by sounding them out, say them 3 times:
Colour in the bubbles as you read them.

tail	  	fail	  	main	  
mail	  	train	  	again	  

Tick the face to show how well you know the sound ai

☐

I knew the ai sound well

☐

I'm still learning the ai sound

☐

I needed help

Friday: English - Reading

I completed the Fast Phonics lesson 😊 ☐ Lesson Number _____

Friday Waratah Unit Part B - 22/10/21: Writing 📷

Watch the snail videos. Draw a picture of a snail and label it.

Write down as many facts about snails that you know. Remember to use full sentences.

Tick the face to show how many facts you knew about snails

😊 ☐ I knew at least 5 facts. 😐 ☐ I knew 2 or 3 facts 😞 ☐ I needed help

Friday Waratah Unit Part B: - 22/10/21: Counting

I completed the counting songs: 20 - 1 😊 ☐ 30 - 1 😊 ☐ 1 - 120 😊

TENS Time: Go Fish

Watch the video link:

<https://sites.google.com/education.nsw.gov.au/get-mathematical-early-stage-1/context-s-for-practise/go-fish-relationships>

You will need:

- Two sets of Playing cards (1-10)

Instructions

- Each player gets 7 cards. The rest of the cards are placed in a pile in the middle
- Players try to make pairs that are 1 more, 1 less, 2 more, or 2 less.
- Once they can't make any more pairs, they can take turns to ask their opponent.
 - If their opponent has a card of that number they must give it to the asking player.
 - If they don't, they say 'Go Fish' and the player gets a card from the central pile of cards.
- Play continues until one player has no more cards left. They are the winner!



Tick the face to show how well you could play Go Fish.



I could play the game









I could recognise some pairs on numbers






I needed help

Friday Waratah Unit Part B - 22/10/21: Mathematics Maths - Position

Read the sentences and draw a line to the correct picture.

The dog is between the cats.	
The dog is in front of the cat.	
The dog is next to the cat.	
The dog is above the cat.	
The dog is behind the cat.	
The dog is below the cat.	

Tick the face to show how well you understood positional language.

 ☐ I knew all the positional words  ☐ I knew some of the positional words  ☐ I needed help

I completed my Mathletics tasks



Friday: Waratah Unit Part B 22/10/21 Physical Education

I watched and followed along with the Get Active Episode 9 - Throwing video 😊 ☐

<https://education.nsw.gov.au/teaching-and-learning/learning-from-home/learning-at-home/activities-for-your-child/getactive-home>

These videos will get you up and moving and help you practise fundamental movement skills. They also talk about how to live a healthy lifestyle. The sessions are led by energetic teachers from schools across NSW.



Draw a picture of yourself completing the target challenge and write how many you could hit the target.

Tick the face to show how well you participated in the throwing lesson



I completed the throwing lesson



I completed some of the lesson



I needed help

Monday Waratah Unit Part B 25/10/21: English - Tricky Words and Sounds

I practised my Tricky Words with Mrs Patrick on Google Classroom 😊 ☐ tick

I practised my sounds with Mrs Patrick on Google Classroom 😊 ☐ tick

English - Reading

I completed the Reading Eggs Lesson 😊 ☐ Lesson Number _____

Title of the book I'm reading from the Reading Eggs Library

15. *Word Counting Choose some pages from the book and write page numbers at the top of each box. Write how many words are on the page in the box then write your favorite word from each page. Draw a picture for your favourite word.

Page

Page

Page

Page

Favourite Word

Favourite Word

Favourite Word


Favourite Word

Tick the face to show how well you could find and illustrate your favourite words

 ☐ I could read and illustrate 3 favourite words  ☐ I could read and illustrate some words  ☐ I needed help

Monday Waratah Unit Part B 25/10/21: English -Writing - Recount

Draw and label something you did on the weekend. Include lots of detail.



Write 2 or 3 sentences about something you did on the weekend. Please focus on sounding out words you need to write and use your best handwriting. You can start with **On the weekend**, if you like.

Tick the face to show how well you could sound out the words and write them on your own



I could sound out and write words



I'm learning to write my words



I needed help

Monday Waratah Unit Part B: - 25/10/21: Counting

I completed the counting songs: 20 - 1 ☐ 30 - 1 ☐ 1 - 120

TENS Time: Go Fish

Watch the video link:

<https://sites.google.com/education.nsw.gov.au/get-mathematical-early-stage-1/context-s-for-practise/go-fish-relationships>

You will need:

- Two sets of Playing cards (1-10)

Instructions

- Each player gets 7 cards. The rest of the cards are placed in a pile in the middle
- Players try to make pairs that are 1 more, 1 less, 2 more, or 2 less.
- Once they can't make any more pairs, they can take turns to ask their opponent.
 - If their opponent has a card of that number they must give it to the asking player.
 - If they don't, they say 'Go Fish' and the player gets a card from the central pile of cards.
- Play continues until one player has no more cards left. They are the winner



Tick the face to show how well you could play Go Fish.

☐

I could play the game

☐

I could recognise some pairs on numbers

☐

I needed help

I completed my Mathematics tasks 😊 ☐

Monday Waratah Unit Part B 25/10/21

Kindergarten Zoom - Safety for summer

12:30-1pm

Come along and share a way to be safe in the water or the sun.



<https://nsweducation.zoom.us/j/64061467090?pwd=YUNJMHd3dGxsQUNoTWFYZTN5blVUdz09>

Meeting ID: 640 6146 7090

Passcode: 967973



Monday Waratah Unit Part B 25/10/21 - History and Geography



Instructions: Listen to the Incredible Freedom Machines story by Kirli Saunders. Draw or make your own freedom machine below. Draw where you would go and who you would go with.

I listened to the story The Incredible Freedom Machines. 😊 📷

Design your own freedom machine by drawing a picture below. You could also use materials like Lego or playdough to create a model and take a photo of your model.



Draw where you would go.

Draw who would go with you.

--	--

Tick the face to show how well you could design a freedom machine

☐

I could design a freedom machine

☐

I needed help

Student and Parent Reflection:

Student

I am happy with the amount of work I completed

☐

I know I did my best

☐

I am learning to work at home

☐

I found it hard

Ask Mum or Dad to write for you:

What did I enjoy most in this unit of work?

What did I need help with?

Parent

I was happy with the amount of work completed by my child: _____

Any comments or queries?

Teacher's Response

Sounds and Tricky Words



BLUE	YELLOW	RED	GREEN	PINK	BROWN
I	you	one	why	saw	once
the	your	by	where	put	upon
he	come	like	who	could	always
she	some	have	which	should	also
me	said	live	any	would	of
we	here	give	many	right	eight
be	there	only	more	two	love
was	they	old	before	four	cover
to	go	little	other	goes	after
do	no	down	were	does	every
are	so	what	because	made	mother
all	my	when	want	their	father

The Legend of the Golden Snail Word Bank

Read the words and colour in the pictures. You can use these words in your writing this week.

The sounds and Tricky word card is at the end of the Waratah Unit Part B.



Wilbur



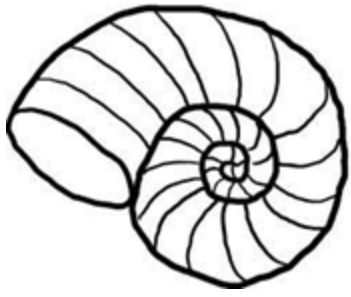
snail



ship boat



Enchanter



shell



butterfly



island



pirate



chain



bell



crab



lantern fish