


Cambridge Gardens Public School

Year 1 Package



Name: _____

Class: _____

Framework For Remote Learning - Year 1 Package


Day 4

STEM Activities

	Day 1	Day 2	Day 3
English	<p><u>Spelling</u> Write out your revision spelling words. Write three interesting sentences using some of your spelling words. (15 minutes)</p> <p><u>Sentence A Day</u> Complete the S.A.D activity. (5 minutes)</p> <p><u>Reading</u> Predicting - Look at a Reading Eggs text'. Use the probing questions to predict what the text might be about. (10 minutes)</p> <p><u>Writing</u> Watch the video 'All About Giraffes for Kids' and identify some VIP's for each subheading. (15 minutes)</p>	<p><u>Jolly Spelling</u> Complete the revision Jolly Spelling worksheet. (15 minutes)</p> <p><u>Handwriting</u> Complete the revision 'u' handwriting worksheets (10 minutes)</p> <p><u>Reading Eggs</u> Read a book from the Reading Eggs library and retell the story to a family member. (20 minutes)</p> <p><u>Writing</u> Choose activity A, B or C and write a recount about your weekend. (20 minutes)</p>	<p><u>Jolly Grammar</u> Complete the 'Verbs' revision worksheet. (15 minutes)</p> <p><u>Sentence A Day</u> Complete the S.A.D activity. (5 minutes)</p> <p><u>Reading Eggs</u> Read a book from the Reading Eggs Library and complete one activity.</p> <p><u>Writing</u> Write an imaginative text about the image. (20 minutes)</p>
Break	Complete 15 minutes of physical activity		
Maths	<p><u>Number of the day</u> Today's number is 24 complete worksheet (10 minutes)</p>	<p><u>Number of the day</u> Today's number is 51 complete worksheet (10 minutes)</p>	<p><u>Number of the day</u> Today's number is 25</p>

	<u>Problem A Day</u> Complete the problem a day question <i>(10 minutes)</i>	<u>Problem A Day</u> Complete the problem a day question <i>(5 minutes)</i>	complete worksheet <i>(10 minutes)</i>
	<u>Mathematics</u> Complete the Worksheet <i>(15 minutes)</i>	<u>Mathematics</u> Complete the Worksheet <i>(15 minutes)</i>	<u>Problem A Day</u> Complete the problem a day question provided <i>(5 minutes)</i>
			<u>Mathematics</u> Complete the Worksheet <i>(15 minutes)</i>
Break	Complete 15 minutes of physical activity		
Other KLAS	<u>D.E.A.R</u> Choose a book to read for enjoyment <i>(10 minutes)</i>	<u>D.E.A.R</u> Choose a book to read for enjoyment <i>(10 minutes)</i>	<u>D.E.A.R</u> Choose a book to read for enjoyment <i>(10 minutes)</i>
	<u>Wellbeing</u> Follow along to this Cosmic Kids Yoga - We're going on a bear hunt. Enjoy the mindfulness colouring page. <i>(35 minutes)</i>	<u>P.E</u> Cut out the template of the dice, fold it up and sticky tape it to form a cube. Roll your cube and complete the action that it lands on. <i>(35 minutes)</i>	<u>Dance</u> Dance along with Kidz Bop - Dance Monkey Complete the two stars and wish Reflection Feedback sheet <i>(35 minutes)</i>

DAY 1



English

Spelling Focus - revision

List	Copy	Sentences
shampoo		
chicken		
thinking		
squirrel		
crossroad		
broomstick		
bridesmaid		
baseball		
useless		
tadpole		
Success Criteria: I can spell my words correctly. 😊😊 I can write three sentences using my spelling words. 😊😊		Teacher Recognition

Sentence A Day

Using the sentence below underline the **nouns in black**, **verbs in red**, **adjectives in dark blue**, **articles in light blue** and **pronouns in pink**.

Nouns are things that I can see, touch and take a photo of.
Examples: chair, mug, bathroom.



Verbs are doing or action words.
Examples: jumped, washed, slept.



Adjectives are describing words that give more detail about the noun.
Examples: shiny, brown, funny.



Articles are words that introduce the noun.
There are only three articles: 'a', 'an' and 'the'.

Pronouns are words that replace nouns.
Examples: she, them, we.



He is going to the sandy beach to surf on his purple surf board.

Success Criteria:

I can identify the parts of speech in this sentence. 😊😊

Teacher Recognition

Reading: Making Predictions

Select a book from Reading Eggs. After selecting the book look at the front cover and make these predictions before reading.

- Who might the characters be?
- Where are they?
- What might happen in this text?
- Is this text factual or fiction?
- Why do you believe this story was written?

Use these probing questions as verbal discussion points with a family member.
Use your ideas to answer the following question.

Predict what this text might be about. Why do you think this?

Success Criteria:

I can predict the series of events in an imaginative text.



Teacher Recognition

Writing: Informative Texts

View the information recording on giraffes <https://www.youtube.com/watch?v=bNYXweQ81vI> and write at least two Very Important Points (VIP's) for each subheading

Giraffes

What is a giraffe? (Classification)

-
-

What do giraffes look like? (Appearance)

-
-

What do giraffes eat? (Diet)

-
-

Where do giraffes live? (Habitat)

-
-

Other interesting things about giraffes. (Interesting information)

-
-

I have written 2-3 very important points about giraffes.



I have written 4-5 very important points about giraffes.



Break: Do 15 minutes of physical activity.
You may like to play a game outside.

Mathematics

Number of the Day - 24

Count up by 10s:

Write in words

2- digit number

Now answer all the questions in the boxes ☺

Find your number and colour it in below

Hundreds Chart

1	2	3	4	5	6	7	8	9	10
11	12	13	14	15	16	17	18	19	20
21	22	23	24	25	26	27	28	29	30
31	32	33	34	35	36	37	38	39	40
41	42	43	44	45	46	47	48	49	50
51	52	53	54	55	56	57	58	59	60
61	62	63	64	65	66	67	68	69	70
71	72	73	74	75	76	77	78	79	80
81	82	83	84	85	86	87	88	89	90
91	92	93	94	95	96	97	98	99	100

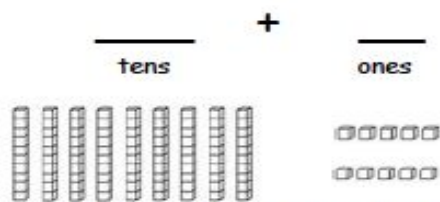
The number before

The number after

5 less -

10 more +

Partition (expand) using place value



Colour in the correct amount

For a challenge go to- <https://mathsstarters.net/numofthedayjunior/versions>

Success Criteria

I counted on and back to find the answers. 😊 😐

Teacher recognition

Problem of the Day

NEWMAN'S PROMPTS



Read the question twice. If you don't know a word, leave it out. Replace tricky names with your own.

Locate the question and look at the key words. Work out together what the question is asking you to do.



Plan how you are going to work out the answer. You may want to draw a tape diagram.

Write down all of your working out. Use another strategy to check your answer.



Now, write down your answer to the question separately. Have you answered what the question was asking?

Date: _____

There are 12 monkeys in the Venga zoo and 3 cages.

How many monkeys go into each cage?

☐ 5

☐ 1

☐ 4

☐ 10

Working out - Transformation step

Success Criteria

I used Newman's prompts to work out the problem.



Teacher Recognition

Numbers to 20 – location and order

1 Write the numbers that come before and after.

a

		3		
--	--	---	--	--

b

		7		
--	--	---	--	--

c

	12			
--	----	--	--	--

d

		15		
--	--	----	--	--

2 Write 3 numbers that are less than me. Write 3 numbers that are more than me.


less than



more than

3 Write 3 numbers that are less than me. Write 3 numbers that are more than me.

less than



more than

Numbers to 20 – counting from different starting points

1 Count forwards along these paths. Fill in the gaps.

a

11	12								
----	----	--	--	--	--	--	--	--	--

b

7	8					
---	---	--	--	--	--	--

c

5	6					
---	---	--	--	--	--	--

Watch out!
The paths start at
different numbers.



2 Count backwards along these paths. Fill in the gaps.

a

10	9									0
----	---	--	--	--	--	--	--	--	--	---

b

19			16			
----	--	--	----	--	--	--

3 Work with a friend. Choose a number that is 20 or less. Close your eyes and together, count back from that number to zero. Every time you do it right, give yourselves a backwards 📉 tick!



20	19	18	17	16	15	14	13	12	11
10	9	8	7	6	5	4	3	2	1

Success Criteria

I used counting on to find the answer



Teacher Recognition

Break - Do 15 minutes of physical activity.

Other KLA's

DEAR - Drop Everything And Read! - Choose a book of your choice to read for enjoyment. (10 minutes)

WELLBEING - Yoga & Mindfulness

Yoga

Follow along with Cosmic Kids Yoga on this wonderful yoga adventure based on the we're going on a bear hunt.

Click/search the link below

<https://www.youtube.com/watch?v=KAT5NiWHFIU>

Mindfulness

Make sure you are in a quiet space with your coloured pencils. Somewhere you can focus on your mindfulness breathing while colouring. Enjoy this beautiful mindfulness colouring. This activity will allow your body to relax and cool down after your yoga lesson above.

Success Criteria

I have participated in the Cosmic Kids Yoga Online Lesson. 😊😊

I have completed my Mindfulness Colouring Mandala. 😊😊

Teacher recognition



DAY 2



English


Initial Blends

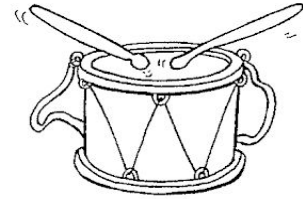
Write the word for each picture.


Use your initial blends wheel to help you.




g r i n



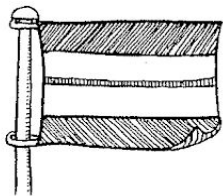












These words are not on your wheel but you can use the initial blends on the inner wheel to help you.














Success Criteria:

I can use my knowledge of the 'i_e' sound to write eight 'i_e' words.



Teacher Recognition

Handwriting: Using a sharp, lead pencil, complete the handwriting worksheets for the letter 'u'.

Trace the u's. Make them into fish.



Trace. Colour the wedges of cake.



Trace the waves. Use a different colour to find the u's.




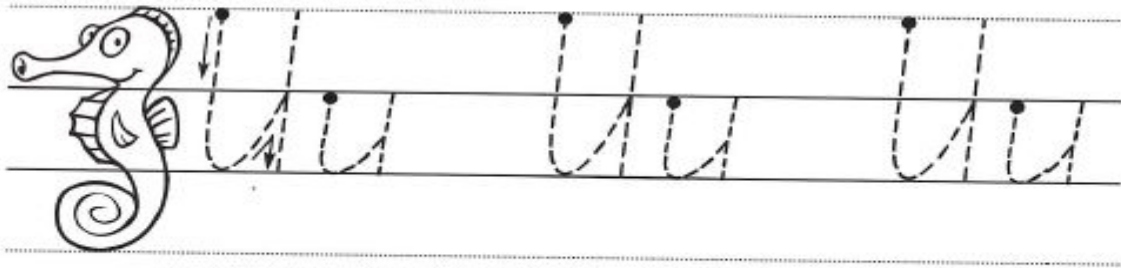
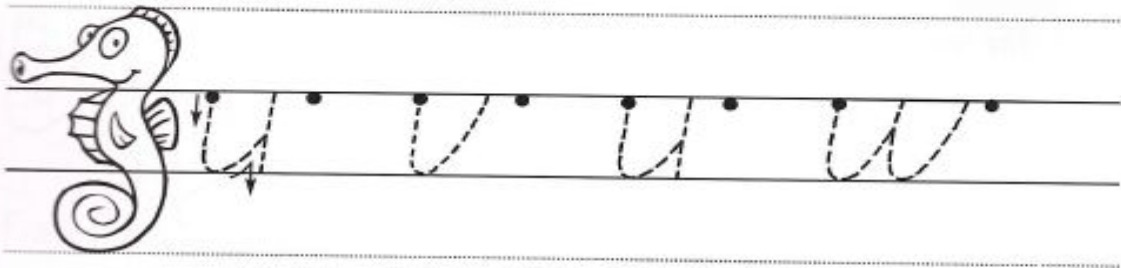
Track. First put a star ☆ where u starts.




Try your own.



Put a ✓ inside your best u.



Under an umbrella it is dry.



© Blake Publishing—Targeting Handwriting, Kindergarten
This page may be reproduced by the original purchaser for non-commercial classroom use.

111

Success Criteria:

I have formed my upper and lower case 'u' letters correctly.



Teacher Recognition:

Reading Eggs: Read a book from the Reading Eggs Library and retell the story to a family member.



Name of the book I read from the Reading Eggs Library:

Writing: Recount

Select one of the activities below and write a recount about your weekend.

Activity A Write 3-4 sentences about your weekend.		
Success Criteria: I have used a capital letter at the start of every sentence. I have used a full stop at the end of every sentence.		Teacher Recognition
Activity B Write 5-6 sentences about your weekend. Connect your ideas using words such as 'Firstly', 'After that', 'Next' and 'Finally'.		
Success Criteria: I have used capital letters and full stops correctly. I have used connecting words to sequence my ideas.		Teacher Recognition
Activity C Write 3 to 4 paragraphs about your weekend. Write in paragraphs with at least 2-3 sentences in each. Connect your paragraphs using words such as 'Firstly', 'After that', 'Next' and 'Finally'.		
Success Criteria: I have used capital letters and full stops correctly. I have grouped my ideas in paragraphs.		Teacher Recognition

Writing: Recount

Use the page below to write your interesting recount. Make sure you check for five-star writing!

- ★ Capital letters
- ★ Full stops
- ★ Finger spaces
- ★ Writing makes sense
- ★ Neat handwriting

__/5/2020

Break: Do 15 minutes of physical activity.

You may like to play a game outside or join in with one of the videos on Google Classroom.



Mathematics

Number of the Day - 51

Count up by 10s:

Write in words

2- digit number

Now answer all the questions in the boxes ☺

Find your number and colour it in below

Hundreds Chart

1	2	3	4	5	6	7	8	9	10
11	12	13	14	15	16	17	18	19	20
21	22	23	24	25	26	27	28	29	30
31	32	33	34	35	36	37	38	39	40
41	42	43	44	45	46	47	48	49	50
51	52	53	54	55	56	57	58	59	60
61	62	63	64	65	66	67	68	69	70
71	72	73	74	75	76	77	78	79	80
81	82	83	84	85	86	87	88	89	90
91	92	93	94	95	96	97	98	99	100

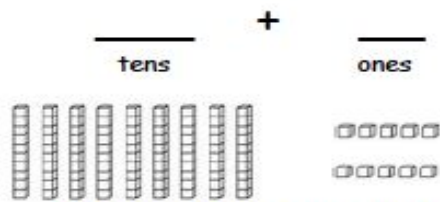
The number before

The number after

5 less -

10 more +

Partition (expand) using place value



Colour in the correct amount

For a challenge go to- <https://mathsstarters.net/numofthedayjunior/versions>

Success Criteria

I counted on and back to find the answers. 😊 😐

Teacher recognition

Problem of the Day

NEWMAN'S PROMPTS



Read the question twice. If you don't know a word, leave it out. Replace tricky names with your own.

Locate the question and look at the key words. Work out together what the question is asking you to do.



Plan how you are going to work out the answer. You may want to draw a tape diagram.

Write down all of your working out. Use another strategy to check your answer.



Now, write down your answer to the question separately. Have you answered what the question was asking?

Date: _____

There are 10 lions in the Ritchie zoo and 5 cages.
How many lions go into each cage?

☐ 2 ☐ 6 ☐ 3 ☐ 7

Working out - Transformation step

Success Criteria

I used Newman's prompts to work out the problem.



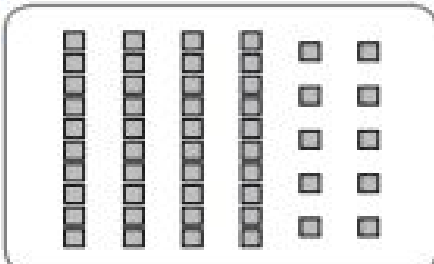
Teacher Recognition

Mathematics Revision

Numbers to 50 – matching numbers and amounts


1 Circle the shapes to match the number.

a




23

b



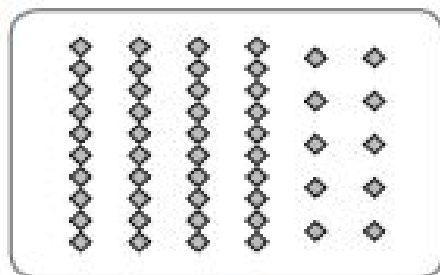
31

c



40

d



48

2 Draw 29 triangles. What is the best way to draw them so it is easy for someone else to count them?


Numbers to 50 – numerals and words


1 Practise writing these number words.

	Look	Trace	Write
20	twenty	twenty	_____
30	thirty	thirty	_____
40	forty	forty	_____
50	fifty	fifty	_____

2 Choose a number on the left and a number on the right that you think go together. Colour them the same colour. Explain your thinking to a friend.

5 five	40 forty
4 four	50 fifty
3 three	20 twenty
2 two	30 thirty





Success Criteria

I identified numerals and words to 50.



Teacher Recognition

Break - Do 15 minutes of physical activity.

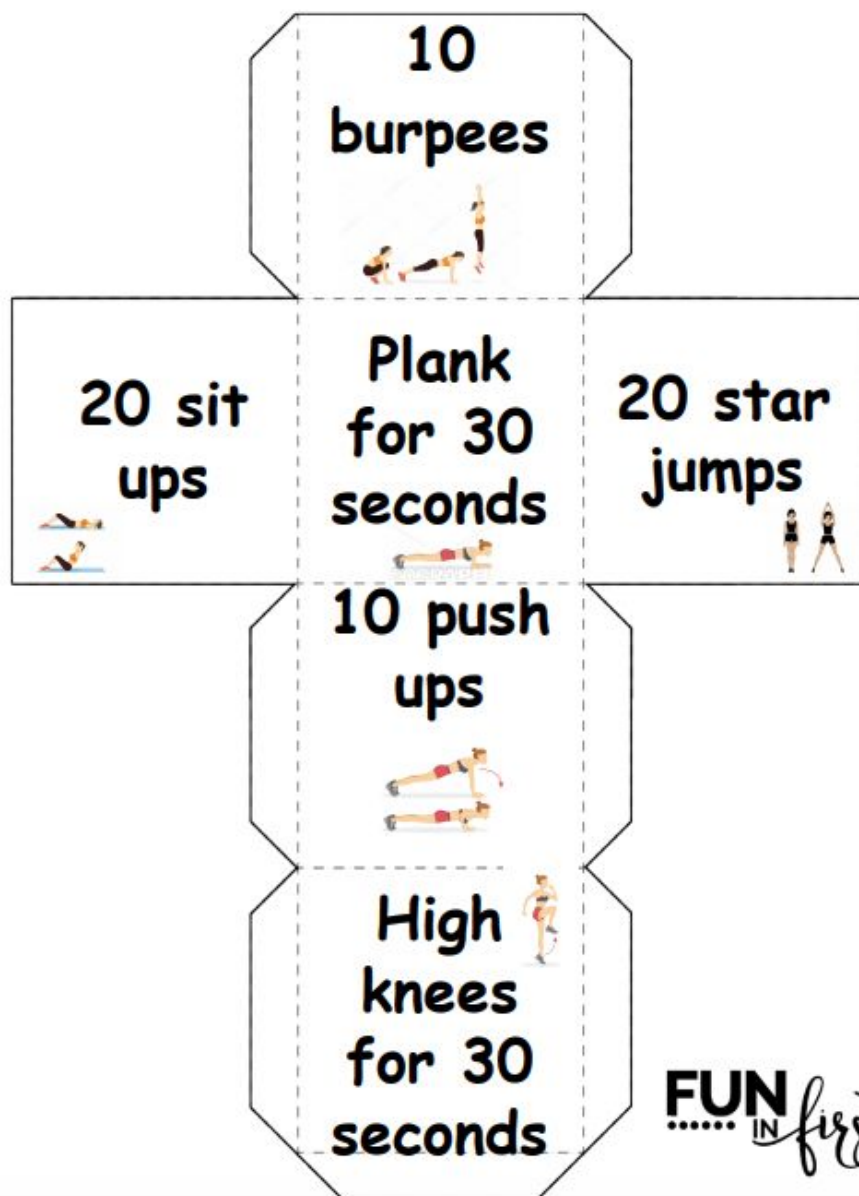
Other KLA's

DEAR - Drop Everything And Read! - Choose a book of your choice to read for enjoyment (10 minutes)

P.E.

Follow the instructions below to make your fitness cube and participate in some great movement activities to keep your body fit and active!

1. Cut out the net of the cube by cutting along the solid black line.
2. Fold the net along the dotted lines to form a cube.
3. Sticky tape the edges to hold your cube in place.
4. Roll your cube and complete the action that it lands on.
5. Record the actions you completed in the box below.



Record the actions you completed here:

Success Criteria

I completed the actions on the dice and recorded them in my book.



Teacher recognition

DAY 3



English

Past Tense

Verbs  Red

The simplest way to make the past tense is by adding <ed> to the verb.

Today I talk talk + ed **Yesterday I talked**

If a verb already ends with an <e>, cross it off and then add <ed>.

Today I smile smile~~e~~ + ed **Yesterday I smiled**

Put these words into the past tense.

Present	Past
jump	_____
paint	_____
like	_____
shout	_____

Present	Past
hope	_____
play	_____
wave	_____
skate	_____

Underline the verbs in red.

Then decide if these sentences are in the present or past.

She brushed her hair.

past / present

They look out of the window.

past / present

I cooked dinner.

past / present

The race started in the park.

past / present



Action (Past): Point your thumb backwards over your shoulder.

Success Criteria:

I can identify a past tense verb.



Teacher
Recognition:

Sentence A Day

The sentence below is extremely boring! Rewrite the sentence adding one more noun and two adjectives. Underline the **nouns in black**, **verbs in red**, **adjectives in dark blue**, **articles in light blue** and **pronouns in pink**. You may even need to correct the punctuation!

he is looking at a tree

Nouns are things that I can **see**, **touch** and **take a photo of**.

Examples: chair, mug, bathroom.



Verbs are doing or **action** words.

Examples: jumped, washed, slept.



Adjectives are **describing** words that give more detail about the noun.
Examples: shiny, brown, funny.



Articles are words that **introduce the noun**.
There are only three articles: 'a', 'an' and 'the'.

Pronouns are words that **replace nouns**.
Examples: she, them, we.



Success Criteria:

I have written the sentence with the correct punctuation.
I have included one more noun and two adjectives in my sentence.



Teacher Recognition

Reading: Fluency

Reading Eggs

Read a book from the Reading Eggs Library and complete one activity.

Name of book I read from the Reading Eggs Library:

Name of activity I completed:



Success Criteria:

I can read with fluency.



Teacher Recognition

Writing: Imaginative Texts

Students use the image below to write a story or some sentences about the picture.



This image shows a single sheet of white paper with horizontal ruling lines. The lines are evenly spaced and run across the width of the page. There are no margins, text, or other markings on the paper.

Break: Do 15 minutes of physical activity.

Mathematics

Number of the Day - 17

Count up by 10s:

Write in words

2- digit number

Now answer all the questions in the boxes ☺

Find your number and colour it in below

Hundreds Chart

1	2	3	4	5	6	7	8	9	10
11	12	13	14	15	16	17	18	19	20
21	22	23	24	25	26	27	28	29	30
31	32	33	34	35	36	37	38	39	40
41	42	43	44	45	46	47	48	49	50
51	52	53	54	55	56	57	58	59	60
61	62	63	64	65	66	67	68	69	70
71	72	73	74	75	76	77	78	79	80
81	82	83	84	85	86	87	88	89	90
91	92	93	94	95	96	97	98	99	100

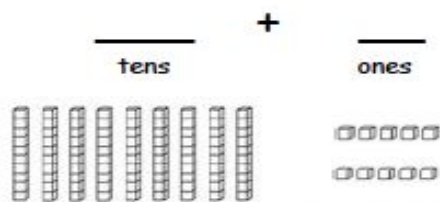
The number before

The number after

5 less -

10 more +

Partition (expand) using place value



Colour in the correct amount

For a challenge go to- <https://mathsstarters.net/numofthedayjunior/versions>

Success Criteria

I counted on and back to find the answers. 😊 😐

Teacher recognition

Problem of the Day

NEWMAN'S PROMPTS



Read the question twice. If you don't know a word, leave it out. Replace tricky names with your own.

Locate the question and look at the key words. Work out together what the question is asking you to do.



Plan how you are going to work out the answer. You may want to draw a tape diagram.

Write down all of your working out. Use another strategy to check your answer.



Now, write down your answer to the question separately. Have you answered what the question was asking?

Date: _____

There are 18 penguins in the Wham zoo and 3 igloos.
How many penguins go into each igloo?

☐ 3 ☐ 7 ☐ 6 ☐ 1

Working out - Transformation step

Success Criteria


I used Newman's prompts to work out the problem.



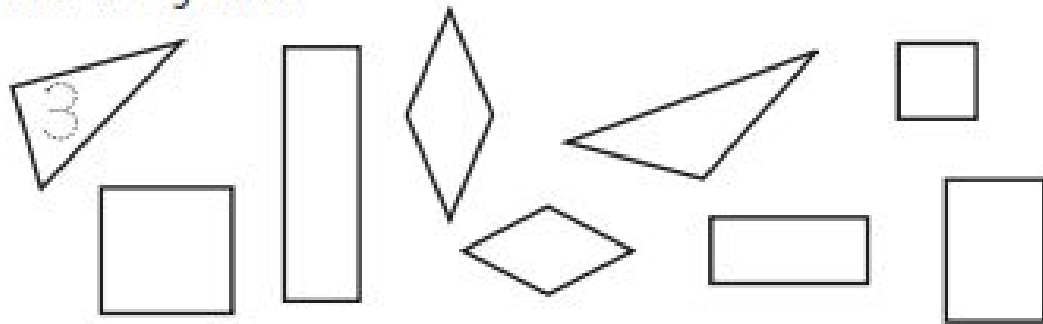
Teacher Recognition

2D space – sides and corners

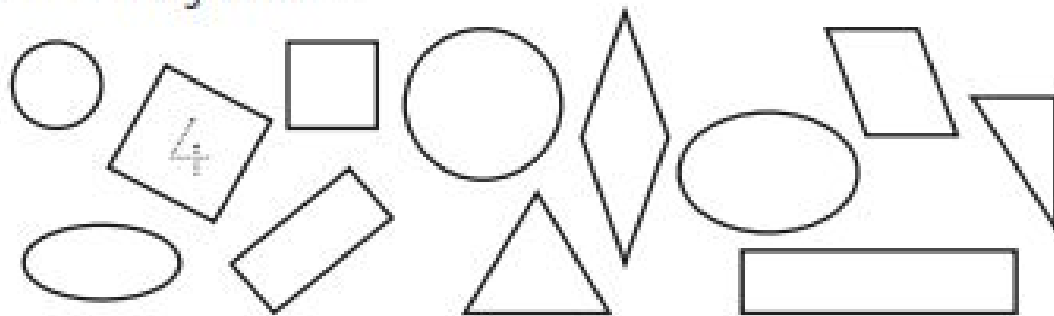
Shapes can have sides and corners.
Corners are made when 2 or more sides meet.






1 How many sides?



2 How many corners?



3 How many sides and corners?


	Shape	Sides	Corners
a	triangle 		
b	square 		
c	rectangle 		

2D space – pentagons and hexagons

1 Trace these and say the names out loud.







pentagon



hexagon

2 How many sides and corners?

	Shape	Sides	Corners
a	pentagon 		
b	hexagon 		

Did you know ALL 5 sided shapes are called pentagons and ALL 6 sided shapes are called hexagons? They don't always have to look like  or . They just need the right number of straight sides.

This is still a pentagon.



This is still a hexagon.



3 Draw these shapes.

a 2 different pentagons

b 2 different hexagons

Success Criteria

I identified properties of 2-d shapes.



Teacher Recognition

Break - Do 15 minutes of physical activity.

Other KLA's

DEAR - Drop Everything And Read! - Choose a book of your choice to read for enjoyment (10 minutes)

Dance


Dance along with **KidzBop to Dance Monkey** by clicking on the link below.

https://www.youtube.com/watch?v=6JPVKD_UT-Q

Fill out the Two Stars and a Wish Reflection Feedback below after completing the KidzBop Dance - Old Town Road . Use the prompts to help you make 2 positive (star) feedback responses and 1 improvement (wish) feedback response.



Two stars





I like...
I enjoyed...
I learned...
I used....
I wrote/said/read...
I'm proud of myself because....
I would like...
....was difficult.
I tried to use...
I would like help with.....

Success Criteria

I provided feedback on my dance lesson using the two stars and a wish template. 😊 😐

Teacher recognition

Two Stars and a Wish



Day 4 STEM Project – Stage 1

Activity 1 – Draw a zoo enclosure for one of the animals we learnt about last term. These animals include: Elephants, Orangutans, Tigers, Red Pandas or Crocodiles.



Activity 2 – Make a zoo enclosure for the animal you have selected. You may like to use Lego, cardboard, toys and other household materials such as recyclables.



This image shows a blank sheet of white paper with horizontal ruling lines. The lines are evenly spaced and run across the width of the page. There are no margins, text, or other markings on the paper.

- Complete two Mathletics activities
- Complete two Reading Eggs activities

