

Cambridge Gardens Public School

Unit 5 - Year 1 Part B







Name: _____





Class: _____

Google Classroom Username: _____@education.nsw.edu.au

Class Code: jvr7qqz

Look out for this icon  in the Unit Framework. When you see this icon, you will know that there's an awesome video on Google Classroom to help you with the activity.

	Day Six (24.8.21)	Day Seven (25.8.21)	Day Eight (26.8.21)	Day Nine (27.8.21)	Day Ten (30.8.21)
English	<p><u>Spelling</u> Complete your <ou> spelling word practice and write three interesting sentences using your spelling words.  (15 minutes)</p> <p><i>Optional: Revise your tricky words during this time and/or complete the extension spelling words for a challenge.</i></p> <p><u>Sentence A Day</u> Complete the S.A.D activity.  (5 minutes)</p> <p><u>Reading</u> Select one of the texts listed to engage in the predicting activities. Listen along or read the story to check your prediction. (20 minutes)</p> <p><u>Writing</u> Select activity A, B, C and highlight the various features of a procedure text.  (15 minutes)</p>	<p><u>Jolly Spelling</u> Complete the <ou> Jolly Spelling worksheet. (15 minutes)</p> <p><i>Optional: Revise your tricky words during this time.</i></p> <p><u>Handwriting</u> Complete the 'Ss' handwriting worksheet. (10 minutes)</p> <p><u>Reading</u> Questioning- Read one of the texts listed from Reading Eggs and complete the book quiz. (15 minutes)</p> <p><u>Writing</u> Choose activity A, B or C and enjoy procedure writing about your own ultimate milkshake!  (20 minutes)</p> <p><u>Reading Eggs</u> Read a book from the Reading Eggs library and retell the story to a family member.</p>	<p><u>Jolly Grammar</u> Complete the 'Alphabetical Order' worksheet. (15 minutes)</p> <p><u>Sentence A Day</u> Complete the S.A.D activity. (5 minutes)</p> <p><u>Reading</u> Select one of the texts to engage in today's 'Fluency Move & Groove' activities! (15 minutes)</p> <p><u>Writing</u> Choose activity A, B or C and write a procedure text on how to make your own fruit hedgehog <u>or</u> write a procedure on a topic of your choice. (20 minutes)</p> <p><u>Reading Eggs</u> Read a book from the Reading Eggs Library and complete one activity.</p>	<p><u>Spelling</u> Complete your <ou> spelling worksheet. (15 minutes)</p> <p><i>Optional: Revise your tricky words during this time.</i></p> <p><u>Handwriting</u> Complete the 'Ss' handwriting worksheet. (10 minutes)</p> <p><u>Reading</u> Select one of the texts to engage in today's 'Fluency Move & Groove' activities! (15 minutes)</p> <p><u>Writing</u> Free writing - Choose activity A, B or C and use the picture stimulus to inspire you for today's free writing task. (20 minutes)</p> <p><u>Reading Eggs</u> Read a book from the Reading Eggs library and retell the story to a family member.</p>	<p><u>Spelling</u> Complete a spelling test on your <ou> spelling words. (10 minutes)</p> <p><u>Sentence A Day</u> Write your own S.A.D. today. (5 minutes)</p> <p><u>Writing</u> Choose activity A, B or C to write a recount about your weekend. (15 minutes)</p> <p><u>Tricky Words</u> Complete the Tricky Words 'Roll a Graph' worksheet to practise reading and spelling your tricky words. (20 minutes)</p> <p><u>Reading</u> Complete two Reading Eggs or Reading Eggspress lessons.</p>
Break	Complete 15 minutes of physical activity				

Maths	<p><u>Number of the Day</u> Today's number is 53. Complete the worksheet. (10 minutes)</p> <p><u>TEN Activity</u> Choose activity A, B or C to complete. (10 minutes)</p> <p><u>Mathematics</u> Use the arrays provided to write their multiplication facts  (20 minutes)</p> <p><u>Mathletics</u> Complete two assigned mathletics tasks.</p>	<p><u>Problem A Day</u> Complete the Problem a Day question. (5 minutes)</p> <p><u>TEN time</u> Choose activity A, B or C to complete. (10 minutes)</p> <p><u>Mathematics</u> Think of and draw things that are big and light, and small and heavy (20 minutes)</p> <p><u>Mathletics</u> Complete two assigned mathletics tasks.</p>	<p><u>Number of the Day</u> Today's number is 23. Complete the worksheet. (10 minutes)</p> <p><u>TEN time</u> Choose activity A, B or C to complete. (10 minutes)</p> <p><u>Mathematics</u> Divide (or share) the arrays on the worksheet into equal groups (20 minutes)</p> <p><u>Mathletics</u> Complete two assigned mathletics tasks.</p>	<p><u>Problem A Day</u> Complete the Problem a Day question. (5 minutes)</p> <p><u>TEN time</u> Choose activity A, B or C to complete (10 minutes)</p> <p><u>Mathematics</u> Estimate and measure the distance between different parts of your house and backyard (20 minutes)</p> <p><u>Mathletics</u> Complete two assigned mathletics tasks.</p>	<p><u>Number of the Day</u> Today's number is 39. Complete the worksheet. (10 minutes)</p> <p><u>TEN time</u> Choose activity A, B or C to complete. (10 minutes)</p> <p><u>Mathematics</u> Roll a die and multiply the number by two or three to complete the game board (20 minutes)</p> <p><u>Mathletics</u> Complete two assigned mathletics tasks.</p>
Break	Complete 15 minutes of physical activity				
Other KLAS	<p><u>D.E.A.R</u> Choose a book to read for enjoyment (10 minutes)</p> <p><u>Wellbeing</u> Father's Day is just around the corner! During this task, you will be appreciating a special male in your life. (35 minutes)</p>	<p><u>D.E.A.R</u> Choose a book to read for enjoyment (10 minutes)</p> <p><u>Library</u> Take part in Mrs Rau's library lesson and reflect on those people attached to your invisible string.  (35 minutes)</p>	<p><u>D.E.A.R</u> Choose a book to read for enjoyment (10 minutes)</p> <p><u>Creative Arts</u> Take part in Miss Mulock's 'Father's Day Hand Craft' video.  (35 minutes)</p>	<p><u>D.E.A.R</u> Choose a book to read for enjoyment (10 minutes)</p> <p><u>Wellbeing</u> Select a paralympic athlete and design a poster or write a report about them. (35 minutes)</p>	<p><u>D.E.A.R</u> Choose a book to read for enjoyment (10 minutes)</p> <p><u>PDHPE</u> Head over to Google Classroom and watch Miss Kinnish's 'Alphabet Exercise' video. Spell out your name by completing the exercises.  (35 minutes)</p>

s 	a 	t 	i 	p 	n 	ck 
e 	h 	r 	m 	d 	g 	o 
u 	l 	f 	b 	ai 	j 	oa 
ie 	ee or 	z 	w 	ng 	v 	y 
x 	oo oo 	ch 	sh 	th th 	qu 	ou 
oi 	ue 	er 	ar 			

BLUE	YELLOW	RED	GREEN	PINK	BROWN
I	you	one	why	saw	once
the	your	by	where	put	upon
he	come	like	who	could	always
she	some	have	which	should	also
me	said	live	any	would	of
we	here	give	many	right	eight
be	there	only	more	two	love
was	they	old	before	four	cover
to	go	little	other	goes	after
do	no	down	were	does	every
are	so	what	because	made	mother
all	my	when	want	their	father



Day 6 - English

(Tuesday 24th August 2021)

Spelling Focus - 'ou'



I watched Miss Vella's 'Jolly Spelling - 'ou' video on Google Classroom tick ☐

The main ways of writing the 'ou' sound are 'ou', and 'ow'. This week we will be focusing on 'ou'. There are three extension words at the bottom of the list to challenge yourself with!

List	Copy (in alphabetical order)	Sentences
bat		1.
pet		
self		
out		2.
our		
round		
mouth		3.
saw		
put		
outside		
Extension words		
dismount		
plough		
pronounce		
Success Criteria: I can use the <ou> sound to spell my words correctly. 😊 😊 I can write three sentences that make sense using my <ou> words. 😊 😊		Teacher Recognition



Action: Pretend your finger is a needle and prick your thumb, saying *ou, ou, ou!*

Sentence a Day - Adverbs



I watched Miss Mulock's 'Sentence A Day' video on Google Classroom ☐ tick

This week we are learning about **adverbs!** Adverbs are words that describe verbs and are represented by the colour orange. The most common adverbs end in '-ly'.

Using the sentence below, underline the common nouns in black, verbs in red, adjectives in dark blue, articles in light blue, pronouns in pink, conjunctions in purple and adverbs in orange.

She ate the banana quickly because



Conjunctions are sentence joining words.

Examples: and, because, but, so.



Nouns are things that I can see, touch and take a photo of.

Examples: chair, mug, bathroom.



Verbs are doing or action words.

Examples: jumped, washed, slept.



Adjectives are describing words that give more detail about the noun.

Examples: shiny, brown, funny.



Articles are words that introduce the noun. There are only three articles: 'a', 'an' and 'the'.

Pronouns are words that replace nouns. Examples: she, them, we.



Conjunctions are sentence joining words. Examples: and, because, but, so.



Adverbs are words that describe the verb. Examples: slowly, confidently, lazily.



Success Criteria:

I can identify the adverb in this sentence. 😊 😊

Teacher Recognition


Reading - Predictions



Head over to the Reading Eggs Library and search for one of these two texts to focus on.

Look at the front cover of the book and use the following probing questions as verbal discussion points with a family member.

- Do you think this text is factual or fiction?
- What will this text be about?
- What information does the title and pictures on the front cover give you?
- Why do you believe this text was written?



Draw and label a picture of what you predict will happen in this text.

Listen along or read the story to check your prediction!

Success Criteria:

I can use the title and pictures to predict the content of this text.



Teacher
Recognition

Writing - Procedure Texts



I watched Miss Vella's 'Procedure Texts - How To Make a Milkshake' video on Google Classroom tick ☐

Select **one** of the activities below to complete.

Activity A:

With a parent or older sibling, read the procedure text 'How To Make a Milkshake'. Using a highlighter or coloured pencil, underline the **common nouns** used in this procedure.

Success Criteria:

I have highlighted **five common nouns** in this procedure.



Activity B:

Read the procedure text. Using a highlighter or coloured pencil, underline the **common nouns and action verbs** used in this procedure.

Success Criteria:

I have highlighted at **least five common nouns and four verbs** in this procedure.



What have you noticed about the first word in each step of the method?

Activity C:

Read the procedure text. Using a highlighter or coloured pencil, highlight the **common nouns, action verbs and adverbs** used in this procedure.

Success Criteria:

I have highlighted at **least five common nouns, four verbs and one adverb** in this procedure.



What have you noticed about the first word in each step of the method? Highlight the **title and subheadings**.

I have identified the **title and subheadings**.



- How to Make a - Milkshake

A milkshake is a sweet treat that can come in many different flavours. Simply choose your favourite flavour and enjoy this delicious drink.

You will need:



Method:

1. Measure 1 cup of cold milk. Pour the milk into the blender.
2. Add two large scoops of ice cream to the milk.
3. Measure 1 teaspoon of your favourite flavoured topping. Add this to the blender.
4. Blend the ingredients for a minimum of one minute. Check that there are no lumps. Be sure to check that the blender is switched off at the wall before removing the lid.
5. Carefully pour your milkshake into a tall glass.
6. Add a swirl of whipped cream to the top of your milkshake. Enjoy!



Day 6 Mathematics - Tuesday

Number of the Day - 53

Count up by 10s:

Write in words

2- digit number

Now answer all the questions in the boxes ☺

Find your number and colour it in below

Hundreds Chart

1	2	3	4	5	6	7	8	9	10
11	12	13	14	15	16	17	18	19	20
21	22	23	24	25	26	27	28	29	30
31	32	33	34	35	36	37	38	39	40
41	42	43	44	45	46	47	48	49	50
51	52	53	54	55	56	57	58	59	60
61	62	63	64	65	66	67	68	69	70
71	72	73	74	75	76	77	78	79	80
81	82	83	84	85	86	87	88	89	90
91	92	93	94	95	96	97	98	99	100

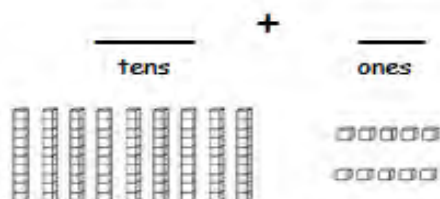
The number before

The number after

5 less -

10 more +

Partition (expand) using place value



Colour in the correct amount

For a challenge go to- <https://mathsstarters.net/numofthedayjunior/versions>

Success Criteria I can recognise and model the number 53 in multiple ways. 😊😊

Teacher recognition

TEN Activity

Select one of the 3 activities below and complete.

Activity A

Record your number sentences below

Activity B

Record your number sentences below

Activity C

Record your number sentences below

Success Criteria

I used flexible strategies to find the answer

I counted back to find the answer



Teacher Recognition

Mathematics - Multiplication

I watched Mr Tate's Instructions on Google Classroom



tick ☐

Arrays



Write two multiplication sentences for each array.

The first one has been done for you.

$2 \times 5 = 10$ $5 \times 2 = 10$		

Can you think of a different calculation and draw your own array?

Success Criteria

I can use arrays to write multiplication facts  

Teacher Recognition

Mathletics - Complete two tasks.

Task 1 - _____ Task 2 - _____

Break - Do 15 minutes of physical activity.

Day 6 - Tuesday - Other KLA

DEAR - Drop Everything And Read!

Choose a book of your choice to read for enjoyment (10 minutes)

Wellbeing - Father's Day Appreciation

Father's Day is all about appreciating a male figure in your life who cares about you and loves you a lot! This special male might be your dad, your pop, your uncle, your step dad or anyone else close to you. On Father's Day, we get to say a big THANK YOU to our special person... we might give them a big hug, write them a card or they may even be lucky enough to receive some breakfast in bed!



Your Task:

Today, you will be describing that very special male in your life. You will use **one adjective** and **one noun** to finish the statements below.

For example: 'as silly as a **playful monkey** ' OR 'as kind as a **beautiful rainbow**'

The special male in my life is _____

He is as silly as _____

He is as funny as _____

He is as clever as _____

He is as kind as _____

He is as strong as _____

He is as loving as _____

Success Criteria:

I can appreciate the special male in my life



Teacher recognition




Day 7 - English

(Wednesday 25th August 2021)

Jolly Spelling - ou

Write an <ou> word and draw a picture in each house.



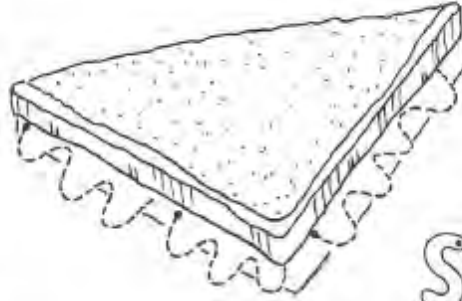

Success Criteria:

I can use my knowledge of the <ou> sound to write six <ou> words.



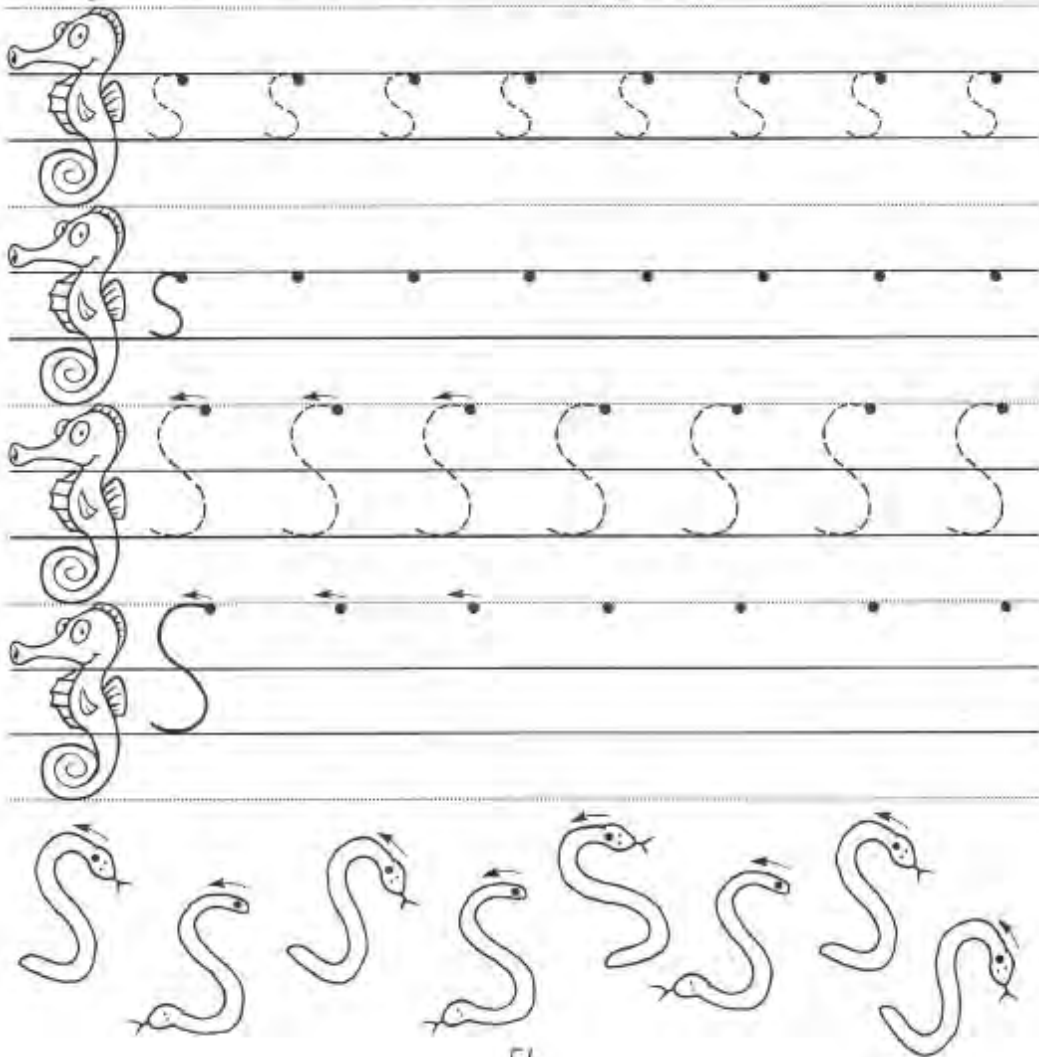
Teacher Recognition

Handwriting



Track.

Colour the parts of the seahorse that show where the letter 's' sits.
Turn your best 's' and 'S' into a snake.








CI.

Success Criteria: I can form my upper and lower-case 'Ss' letters correctly.










Teacher Recognition

Reading - Questioning

 <p>What Do I Need?</p>	<p>Head onto Reading Eggs, navigate to 'Library' and <u>search for one of these two texts to focus on.</u></p> <p>Read the text <u>twice</u>. Locate the 'Quiz' icon in the top right hand corner as pictured here.</p>  <p>Complete the 'Book Quiz' for your chosen text.</p>	 <p>Polar Bears</p>
<p>Success Criteria: I can answer questions accurately from the text.</p>  		<p>Teacher Recognition</p>

Writing - Procedure Texts

<p> I watched Miss Vella's 'Procedure Texts - My Ultimate Milkshake' video on Google Classroom tick <input type="checkbox"/></p>	
<p>Select <u>one</u> of the activities below to complete.</p>	
<p>Activity A: With a parent or older sibling, read the procedure text below 'How To Make a Milkshake'. Cut and paste the different parts of the procedure text into the correct order. Colour the pictures.</p>	<p>Success Criteria: I have used pictures to sequence the steps to make a milkshake.</p>  
<p>Activity B: Using the 'How To Make a Milkshake' cut & paste worksheet as a guide, design your own ultimate milkshake. What flavour is it? What toppings would you add? Draw a picture with labels. Write a procedure for how to make your ultimate milkshake. You may use the 'My Procedure Plan' worksheet on the following page.</p> <p>Remember to use common nouns throughout your procedure and action verbs to begin each step in your method. Follow your procedure to check your success and post a picture of your result to Google Classroom!</p>	<p>Success Criteria: I have written three or four sentences about how to make my ultimate milkshake.</p>   <p>I have used an action verb to begin each step.</p>  
<p>Activity C:</p>	<p>Success Criteria:</p>

Design your own ultimate milkshake. Using the 'My Procedure Plan' scaffold on the following page, write your procedure text for how to make your ultimate milkshake. What flavour is it? What toppings would you add? Remember to include a **title and subheadings**, a **range of nouns and verbs** throughout your text and **adverbs to begin each step of your method**.

Follow your procedure to check your success and post a picture of your result to Google Classroom!

I have written at least **five or six sentences** about how to make a milkshake. 😊😊

I have included **verbs and adverbs** to begin each step in my method. 😊😊

I have included an **ingredients/equipment list and method**. 😊😊

How to Make a Milkshake

1. Measure 1 cup of cold milk. Add this to a blender.

6. Add a swirl of whipped cream to the top of your milkshake. Enjoy!

3. Measure 1 teaspoon of your favourite flavoured topping. Add this to the blender.

2. Add two large scoops of ice cream to the milk.

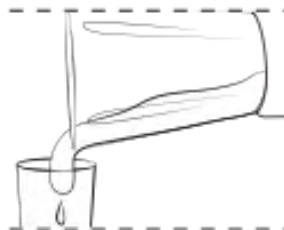
4. Blend the ingredients for at least one minute. Check that there are no lumps.

5. Carefully pour your milkshake into a tall glass.

Method

Ingredients

1 cup of milk
2 scoops of ice cream
1 teaspoon of your favourite flavoured topping
Whipped cream



My Procedure Plan

Title: _____



Draw your ultimate milkshake:

Things You Need:

*What ingredients and equipment do you need?
Remember to use dot points.*

-
-
-
-

Method

How will you make it? Put your steps in order.

Day 7 Mathematics - Wednesday

Problem of the Day

NEWMAN'S PROMPTS



Read the question twice. If you don't know a word, leave it out. Replace tricky names with your own.

Locate the question and look at the key words. Work out together what the question is asking you to do.



Plan how you are going to work out the answer. You may want to draw a tape diagram.

Write down all of your working out. Use another strategy to check your answer.



Now, write down your answer to the question separately. Have you answered what the question was asking?



Hi I'm Thomas. My party is in three days.



On what date does Thomas say this?

- ☐ 17th February
- ☐ 16th February
- ☐ 18th February
- ☐ 21st February
- ☐ 28th February

February 2014

Mo Tue We Th Fri Sat Su

					1	2
3	4	5	6	7	8	9
10	11	12	13	14	15	16
17	18	19	20	21 <small>Party</small>	22	23
24	25	26	27	28		

Cambridge Gardens Public School

20

Success Criteria

I used Newman's prompts to work out the problem.



Teacher Recognition

TENS Activity

Select one of the 3 weekly activities and complete.

Activity A

Record your number sentences below

Activity B

Record your number sentences below

Activity C

Record your number sentences below

Success Criteria

I used flexible strategies to find the answer
I counted back to find the answer



Teacher Recognition

Mass - Size and Mass relationships

Are big things always heavy? Are small things always light?

1 Draw some things you think are:

big and heavy

big and light

small and heavy

small and light

Success Criteria

I know that big things aren't always heavy and small things aren't always light



Teacher Recognition

Mathletics - Complete two tasks.

Task 1 - _____ Task 2 - _____

Break - Do 15 minutes of physical activity

Day 7 - Other KLA

DEAR - Drop Everything And Read!

Choose a book of your choice to read for enjoyment (10 minutes)

Library



I watched Mrs Rau reading 'The Invisible String' on Google Classroom ☐ tick



Head over to Google Classroom and watch Mrs Rau's video titled 'Library Lesson- The Invisible String'.

Today, you will listen to a story and draw the people your invisible string is attached to or write a letter to someone you are missing to brighten their day.

All you'll need for this activity is a piece of paper and coloured pencils!

Once you're finished, don't forget to [upload a photo of your picture onto Google Classroom](#) for everyone to check out.

Success Criteria

I can draw a picture of the people my invisible string is attached to.



I can write a letter to someone I am missing.



Teacher

recognition



Day 8 - English

(Thursday 26th August 2021)

Jolly Grammar - Alphabetical Order

Alphabetical Order

Put these words into alphabetical order.

1. car tractor lorry

2. hamster cat rabbit

3. lemon apple banana

4. Sam Alex Ravi Gilbert

5. Emily Pat Davinda Sue Jill

Look up the words for these nouns in your dictionary.
Copy the words out carefully.





ABCDEFGHIJKLMNOPQRSTUVWXYZ

Success Criteria: I can arrange groups of words into alphabetical order. 😊 😊 **Teacher:** _____

Sentence a Day

This sentence is from the book Wombat Stew. It contains the **verb 'scooped'**. Improve this sentence by adding an **adverb e.g. sneakily**. Rewrite the sentence on the lines below.

Platypus scooped up big blobs of mud with his tail.



Then, identify the different parts of speech. Underline the **common nouns in black**, **verbs in red**, **adjectives in dark blue**, **articles in light blue**, **pronouns in pink** and **conjunctions in purple**.

Nouns are things that I can see, touch and take a photo of.

Examples: chair, mug, bathroom.



Verbs are doing or action words.

Examples: jumped, washed, slept.



Adjectives are describing words that give more detail about the noun.

Examples: shiny, brown, funny.



Articles are words that introduce the noun. There are only three articles: 'a', 'an' and 'the'.

Pronouns are words that replace nouns. Examples: she, them, we.



Conjunctions are sentence joining words. Examples: and, because, but, so.



Adverbs are words that describe the verb. Examples: slowly, confidently, lazily.



Success Criteria:

I can improve this sentence by adding one adverb.



Teacher Recognition

Reading - Fluency



Head onto Reading Eggs, navigate to 'Library' and search for one of these two texts to read.

Today you will be engaging in some 'Fluency - Move and Groove' activities!

Read your selected text once. Then, reread your text twice using the 'Voice of the Day' and 'Movement of the Day'.



Success Criteria: I can use the 'Voice and Movement of the Day' to read with fluency.



Teacher Recognition

Voice of the Day!



Movement of the Day!



Reading Eggs

Read a book from the Reading Eggs Library and complete one activity.

Name of book I read from the Reading Eggs Library:

Name of activity I completed:



Writing - Procedure

Select **one** of the activities below to complete.

Search on YouTube 'Fruit Salad Recipe Video for Kids: Fruit Hedgehog' OR use the following link: <https://www.youtube.com/watch?v=yxoItP-a5D0>



Activity A:

Using the above clip as inspiration, create your own fruit hedgehog or create a procedure of your choice on how to do or make something.

Take photos, draw pictures or act out your chosen procedure topic to a parent or sibling. [Upload to Google Classroom.](#)

Success Criteria:

I can use **pictures or dramatic movement** to show a sequence of steps.



Activity B:

Using the above clip as inspiration, create your own fruit hedgehog and write a procedure text or write your own procedure text on how to do or make something of your choice. Use the 'Informative Texts Procedure Planning Template' as a scaffold.

Draw an illustration of each step along the way. Video or take photos of yourself following your procedure and [upload your final result to Google Classroom!](#)

Success Criteria:

I have written at least **three or four sentences** about how to do or make something.



I have used an **action verb** to begin each step.



Activity C:

Using the above clip as inspiration, create your own fruit hedgehog and write a procedure text or write your own procedure text on how to do or make something of your choice. Use the 'Informative Texts Procedure Planning Template' as a scaffold. Remember to include a **Title, Equipment/Ingredients list and Steps/Method.**

Video or take photos of yourself following your procedure and [upload your final result to Google Classroom!](#)

Success Criteria:

I have written at least **five or six sentences** about how to do or make something.



I have included a **heading and subheadings** to organise my writing.



Break: Do 15 minutes of physical activity.

You may like to play a game outside or try 20 sit ups, 30 high knees and planking for one minute!



Informative Texts - Procedure Planning Template

Name _____

Date _____

Goal _____

Materials/Ingredients/Equipment (List the items that you need for your procedure.)

Steps (Write the steps of your procedure in sequential order.)

Illustration (Draw a visual representation of your procedure.)



Day 8 Mathematics - Thursday

Number of the Day - 23

Count up by 10s:

Write in words

2- digit number

Now answer all the questions in the boxes ☺

Find your number and colour it in below

Hundreds Chart

1	2	3	4	5	6	7	8	9	10
11	12	13	14	15	16	17	18	19	20
21	22	23	24	25	26	27	28	29	30
31	32	33	34	35	36	37	38	39	40
41	42	43	44	45	46	47	48	49	50
51	52	53	54	55	56	57	58	59	60
61	62	63	64	65	66	67	68	69	70
71	72	73	74	75	76	77	78	79	80
81	82	83	84	85	86	87	88	89	90
91	92	93	94	95	96	97	98	99	100

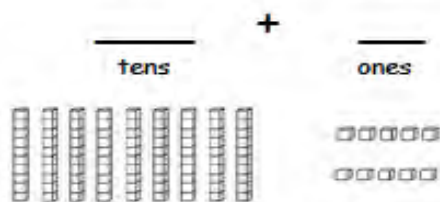
The number before

The number after

5 less -

10 more +

Partition (expand) using place value



Colour in the correct amount

For a challenge go to- <https://mathsstarters.net/numofthedayjunior/versions>

Success Criteria I can recognise and model the number 23 in multiple ways. 😊😊

Teacher recognition

TEN Activity

Select one of the 3 activities below and complete.

Activity A

Record your number sentences below

Activity B

Record your number sentences below

Activity C

Record your number sentences below

Success Criteria

I used flexible strategies to find the answer

I counted back to find the answer



Teacher Recognition

Mathematics - Division

Sharing

1. Count the sweets. How many are there? _____



2. Jordan and Chang Song want to share the sweets equally. How many sweets will they each have?

Jordan will have _____ sweets.

Chang Song will have _____ sweets.

3. How many crocodiles are there? _____



4. Share the crocodiles equally between the children below:

Eric	Hassan	Anya	Kayleigh

5. Draw or make your own collection of objects and share them between you and two friends.

Success Criteria

I can divide objects into groups equally



Teacher Recognition

Mathletics - Complete two tasks.

Task 1 - _____ Task 2 - _____

Break - Do 15 minutes of physical activity.

Day 8 - Other KLA

D.E.A.R - Drop Everything And Read! - Choose a book of your choice to read for enjoyment (10 minutes)

Visual Arts- Father's Day Craft!



I followed Miss Mulock's drawing instructions on Google Classroom

tick ☐

Head over to Google Classroom and watch Miss Mulock's video titled, 'Father's Day Hand Craft'.

Today you will be creating an awesome Father's Day hand artwork for a very special male in your life.

All you will need for this activity is:

- two pieces of paper
- one lead pencil
- a rubber
- a glue stick
- some coloured pencils, crayons or textas
- and... YOUR hand!

Miss Mulock will be showing you how to make three different designs, you can always fast forward the video to the design that you want to create.

Success Criteria

I can follow instructions to create a Father's Day hand artwork



Teacher recognition



Day 9 - English

(Friday 27th August 2021)

Spelling - 'ou'


Vowel digraphs – ou and ow

1.19

1 Copy each list word.

bow	_____	loud	_____	proud	_____
cow	_____	sow	_____	gown	_____
our	_____	noun	_____	brown	_____
now	_____	cloud	_____	sound	_____
owl	_____	count	_____	clown	_____
how	_____	fowl	_____	mouth	_____
row	_____	town	_____		

2 Label it. Use a list word.



c _____



o _____



c _____



c _____

3 Sort the words.

ou	_____	ow	_____
_____	_____	_____	_____
_____	_____	_____	_____
_____	_____	_____	_____
_____	_____	_____	_____
_____	_____	_____	_____



Success Criteria: I can use my knowledge of the 'ou' sound to spell and sort my words correctly.



Teacher:

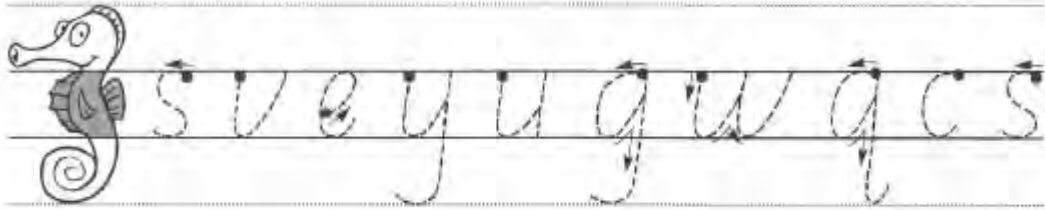
Handwriting

Find the s's.



Wave pattern



Trace the body letters.



Trace, then copy.



Success Criteria: I can form my upper and lower case 'Ss' letters correctly.



Teacher Recognition:

Reading - Fluency



Head onto Reading Eggs, navigate to 'Library' and search for one of these two texts to read.

Today you will be engaging in some 'Fluency - Move and Groove' activities!

Read your selected text once.
Then, reread your text twice using the 'Voice of the Day' and 'Movement of the Day'.



Success Criteria: I can use the 'Voice and Movement of the Day' to practise reading with fluency.




Teacher Recognition

Voice of the Day!



Movement of the Day!



Writing - Free Writing



Select one of the activities below. Use the picture stimulus on the following page as ideas to write a procedure about how to do, build, make or play something.



Activity A

Write **3-4 sentences** on a procedure topic of your choice.

I have written at **least 3 sentences** that make sense.



Activity B

Write **4-5 sentences** on a procedure topic of your choice. Remember to use an **action verb** at the beginning of each step.

I can write **4-5 sentences** that make sense.



I can use an **action verb** at the beginning of each step in the method.



Activity C

Use a **title and subheadings** to write a complete procedural text. Remember to use a **range of common nouns, as well as action verbs and adverbs** at the beginning of each step.

I can write at least **6-8 sentences** that make sense.



I can use the **subheadings** 'Equipment/Ingredients' and 'Steps/Method' to organise my writing into **paragraphs**.



Reading Eggs: Read a book from the Reading Eggs Library and retell the story to a family member.

Name of the book I read from the Reading Eggs Library:



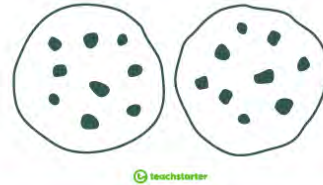
Procedure Text Topic Cards

How to Make Your Bed



Procedure Text Topic Cards

How to Make Cookies



Procedure Text Topic Cards

How to Wash Your Dog



Procedure Text Topic Cards

How to Make a Friend



Break: Do 15 minutes of physical activity. You may like to play a game outside, or try 10 long jumps, 30 star jumps and balancing for one minute!



Day 9 Mathematics - Friday

Problem of the Day

NEWMAN'S PROMPTS



Read the question twice. If you don't know a word, leave it out. Replace tricky names with your own.

Locate the question and look at the key words. Work out together what the question is asking you to do.



Plan how you are going to work out the answer. You may want to draw a tape diagram.

Write down all of your working out. Use another strategy to check your answer.



Now, write down your answer to the question separately. Have you answered what the question was asking?



Hi I'm Etonia. My party was yesterday.

FRIDAY

What date was Etonia's party?

- ☐ 1st February
- ☐ 9th February
- ☐ 10th February
- ☐ 11th February
- ☐ 17th February

February 2014

Mo	Tue	We	Th	Fri	Sat	Su
					1	2
3	4	5	6	7	8	9
10 <small>Today</small>	11	12	13	14	15	16
17	18	19	20	21	22	23
24	25	26	27	28		

Success Criteria

I used Newman's prompts to work out the problem.



Teacher Recognition

TENS Activity

Select one of the 3 weekly activities and complete.

Activity A

Record your number sentences below

Activity B

Record your number sentences below

Activity C

Record your number sentences below

Success Criteria

I used flexible strategies to find the answer

I counted back to find the answer



Teacher Recognition

Measurement - Estimation

Measuring Steps

Estimate and measure (in steps) the distance between different parts of your house and backyard:

Starting place	Ending place	Estimate	Exact Steps
Kitchen	Front door		
My Bedroom	Kitchen		
Front door	Back door		
Back door	Back fence		

Can you think of any other parts of your house or backyard you could measure the distance between? Write them in the table below and record your results.

Starting place	Ending place	Estimate	Exact Steps

Success Criteria

I can estimate and measure distance using footsteps



Teacher Recognition

Mathletics - Complete two tasks.

Task 1 - _____ Task 2 - _____

Break - Do 15 minutes of physical activity

Day 9 - Other KLA

DEAR - Drop Everything And Read!

Choose a book of your choice to read for enjoyment (10 minutes)

Wellbeing - The Paralympics



Paralympic athletes need to train very hard to reach their goals. They proudly represent their countries in a variety of sports. What strengths or characteristics do you think they need to achieve their goals?

Choose an athlete or athletes and design a poster or do a report about them.

Include what sport they do, how long they have done this sport, how long have they competed in it, how many hours a day do they need to train. Remember to list what strengths and characteristics they have. You might want to add what

their day would look like: time they get up, how much training do they do, what they eat, etc. You could also include what other sports are in the Paralympic Games.

Here are some resources that might help:

<https://www.paralympic.org.au/athletes/>

<https://www.timeanddate.com/events/summer-paralympic-games.html>

Once you have finished your poster/report you might like to share it in Google Classrooms

Success Criteria:

I thought of more than 6 characteristics.

I created a poster or report about my

Paralympic Athlete



Teacher recognition



Day 10 - English

(Monday 30th August 2021)

Spelling - Test

	Success Criteria: I have used my knowledge of the <ou> sound to spell my spelling list. 😊 😊	
	Challenge words (optional):	Teacher Recognition:

Score: ____/10

Sentence A Day

Using the lines below, write your own interesting sentence today. You must include at least **two** nouns, **one** verb, **three** adjectives, **one** article, **one** conjunction and **one** adverb.

Writing: Recount

Select activity A, B or C below to write an interesting recount about your weekend.

Activity A

Write **3-4 sentences** about something you did.

Success Criteria:

I can write 3-4 sentences that make sense.



I can include three adjectives to make my recount interesting.



I can use capital letters and full stops correctly.



Teacher Recognition

Activity B

Write about something that you did over the weekend. Connect your ideas using time-connective words such as 'Firstly', 'After that', 'Next' and 'Finally'.

Success Criteria:

I can write 6-8 sentences that make sense.



I can include five adjectives to make my recount interesting.



I can use time connectives to sequence my ideas.



Teacher Recognition

Activity C

Write **3 to 4 paragraphs** about your weekend with 2-3 sentences in each paragraph. Connect your paragraphs using time connective words such as 'Firstly', 'After that', 'Next' and 'Finally'.

Success Criteria:

I can include at least six interesting adjectives in my writing.



I can use time connective words to sequence my ideas.



I have grouped my ideas into 3-4 paragraphs.



Teacher Recognition

Reading Eggs: Complete two Reading Eggs or Reading Eggspress activities.

Name of activities I completed:



Writing: Recount

Use the page below to write your interesting recount. Make sure you check for five-star writing!

- ★ Capital letters
- ★ Full stops
- ★ Finger spaces
- ★ Writing makes sense
- ★ Neat handwriting

__/8/2021

Tricky Words - Roll a Graph



Tricky Words

Roll a Graph

Instructions:
Roll two six-sided dice and add them up.
Find the number below and say that tricky word out loud. If you get the word correct, colour in the square above it.

Instructions:
Roll two six-sided dice and add them up.
Find the number below and say that tricky word out loud. If you get the word correct, colour in the square above it.

Instructions:
Roll two six-sided dice and add them up.
Find the number below and say that tricky word out loud. If you get the word correct, colour in the square above it.

[illegible]

Number of times tricky word rolled and read correctly.

Day 10 Mathematics - Monday

Number of the Day - 39

Count up by 10s:

Write in words

2- digit number

Now answer all the questions in the boxes ☺

Find your number and colour it in below

Hundreds Chart

1	2	3	4	5	6	7	8	9	10
11	12	13	14	15	16	17	18	19	20
21	22	23	24	25	26	27	28	29	30
31	32	33	34	35	36	37	38	39	40
41	42	43	44	45	46	47	48	49	50
51	52	53	54	55	56	57	58	59	60
61	62	63	64	65	66	67	68	69	70
71	72	73	74	75	76	77	78	79	80
81	82	83	84	85	86	87	88	89	90
91	92	93	94	95	96	97	98	99	100

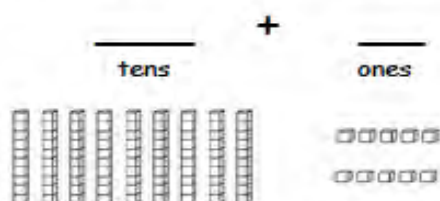
The number before

The number after

5 less -

10 more +

Partition (expand) using place value



Colour in the correct amount

For a challenge go to- <https://mathsstarters.net/numofthedayjunior/versions>

Success Criteria I can recognise and model the number 39 in multiple ways.



Teacher recognition

TEN Activity

Select one of the 3 activities below and complete.

Activity A

Record your number sentences below

Activity B

Record your number sentences below

Activity C

Record your number sentences below

Success Criteria

I used flexible strategies to find the answer

I counted back to find the answer



Teacher Recognition

Mathematics - Multiplication

Find two dice and complete the activity below to complete:

(If no dice are available, use virtual - <https://www.online-stopwatch.com/chance-games/roll-a-dice/>)

Multiplication Dice Game

3	4	8	3
6	12	2	15
18	10	6	9
2	4	8	12

How to play:

1. Roll the die.
2. Multiply the number by two or three.
3. Colour your answer in on the grid.
4. The first person to colour three in a row wins!



Success Criteria

I can multiply numbers by two or three



Teacher Recognition

Mathletics - Complete two tasks.

Task 1 - _____ Task 2 - _____

Break - Do 15 minutes of physical activity.

Day 10 - Monday - Other KLA

DEAR - Drop Everything And Read!

Choose a book of your choice to read for enjoyment (10 minutes)

PDHPE



I played Miss Kinnish's 'Alphabet Exercise' video on Google Classroom

tick ☐

Head over to Google Classroom and watch Miss Kinnish's 'Alphabet Exercise' video to understand each exercise. Using the alphabet below, spell out your full name by completing the exercises. Challenge yourself by adding your middle name.

ALPHABET EXERCISE

- | | |
|-------------------------------|-----------------------------|
| A 15 Star jumps | N 10 Sit-ups |
| B 10 Arm rolls | O 10 Butt kicks |
| C 5 Squats | P 10 Crunches |
| D 5 Burpees | Q 15 Star jumps |
| E 10 High knees | R 8 Tuck jumps |
| F 10 Lunges | S 10 Ice skaters |
| G 8 Frog leaps | T Jog on the spot |
| H 3 Cartwheels | U Sprint on the spot |
| I 5 Push-ups | V 5 Squats |
| J 15 Toe touches | W 5 Push-ups |
| K 20 Second plank | X 10 Side shuffles |
| L 15 Mountain climbers | Y 3 Cartwheels |
| M 30 second wall sit | Z 10 High knees |

Success Criteria:

I can spell out my name and complete the correct exercises



Teacher recognition