

Cambridge Gardens Public School

Year 2 - Grevillea Unit Part A



Name: _____

Class: _____

Google Classroom Username: _____@education.nsw.edu.au

Class Code: 42bjpt5









Look out for this icon  in the Unit Framework. When you see this icon, you will know that there's an awesome video on Google Classroom to help you with the activity.












Lookout for this icon  in the Unit Framework. When you see the Zoom icon, you will know that there's Zoom learning that you can join.

Booklet Start Date: Thursday 16th September - Thursday 7th October.

Framework For Remote Learning - Grevillea

	Day 1 Thursday 16/9/21	Day 2 Friday 17/9/21	Day 3 Tuesday 5/10/21	Day 4 Wednesday 6/10/21	Day 5 Thursday 7/10/21
English	<p><u>Half Day STEM activities 1, 2 and 3</u></p>  <p>Activity 1 Listen to "If i Built a School" by Chris Van Dusen and write a letter to persuade Mr Wynn to change our school.</p> <p>Activity 2 Complete the table by writing how many faces, vertices and edges each 3D object has.</p> <p>Activity 3 Use 2D shapes to design and draw a layout of your new school.</p>	<p><u>Half Day STEM activities 3 and 4</u></p>  <p>Activity 4 Calculate the cost of building a 3D model of your new school.</p> <p>Activity 5 Use 3D object nets to build a model of your school.</p>	<p><u>Spelling</u> Write your spelling words and write three to five sentences using some of your spelling words.</p>  <p>(20 minutes)</p> <p><u>Optional: Reading Eggs</u> Complete 15 minutes of Reading Eggs Maps or lessons. <u>OR Eggspress</u> Select the "Spelling" icon and complete the next lesson.</p> <p>(15 minutes)</p> <p><u>Sentence A Day</u> Complete the S.A.D activity</p> <p>(10 minutes)</p> <p><u>Reading -</u> Predicting: Engage in the predicting activities. Listen along or read the story to check your prediction.</p>  <p>(20 minutes)</p> <p><u>Writing -</u> Recount: Choose activity A, B or C and draw detailed illustrations about your holiday.</p> <p>(15 minutes)</p>	<p><u>Jolly Spelling</u> Complete the Jolly Spelling worksheet.</p> <p>(15 minutes)</p> <p><u>Handwriting</u> Complete the handwriting worksheet.</p> <p>(10 minutes)</p> <p><u>Reading -</u> Making Connections: Read along to the story and make connections between what you have read to your own experiences.</p>  <p>(20 minutes)</p> <p><u>Optional: Reading eggs</u> Complete 15 minutes of Reading Eggs Maps or lessons. <u>OR Eggspress</u> Select the 'My Lessons' icon and complete the next lesson.</p> <p>(15 minutes)</p> <p><u>Writing -</u> Recount: Choose activity A, B or C. Use yesterday's illustrations to help you write a detailed recount about your holidays.</p> <p>(15 minutes)</p>	<p><u>Jolly Grammar</u> Complete the Jolly Grammar worksheet.</p>  <p>(15 minutes)</p> <p><u>Optional: Reading eggs</u> Complete 15 minutes of Reading Eggs Maps or lessons. <u>OR Eggspress</u> Select the 'My Library' icon and complete the next lesson.</p> <p>(15 minutes)</p> <p><u>Sentence A Day</u> Complete the S.A.D activity.</p> <p>(10 minutes)</p> <p><u>Reading</u> Questioning: Read along to the story and answer the given questions.</p>  <p>(15 minutes)</p> <p><u>Writing</u> Watch the video and write VIPs. Choose activity A, B or C.</p>  <p>(20 minutes)</p>

Break	Complete 15 minutes of physical activity				
Maths	<p>11:30 am Year 2 Zoom https://nsweducation.zoom.us/j/68050684426?pwd=TmZCN2VUQ1dPNDJVVmFrcWJ3aENpdz09</p>  (30 minutes)	<p>Half Day SPORT DAY!!</p>  <p>Athletics with Mr McDonnell!! Watch Mr McDonnell's videos titled, 'Athletics Lesson 3' and 'Athletics Lesson 4a and 4b'</p>  <p>Get Active @ Home Head to the Get Active @ Home website and click on the video titled, 'Skipping' and be prepared to get your heart racing!</p>	<p><u>Number of the day</u> Today's number is 101. Complete the worksheet. (10 minutes)</p> <p><u>Problem A Day</u> Complete the Problem a Day question provided. (5 minutes)</p> <p><u>TEN time</u> Complete the TEN activity. (10 minutes)</p>  <p><u>Mathematics</u> Complete the Chance worksheet. (20 minutes)</p>  <p><u>Mathletics</u> Complete assigned task (and any additional tasks of your own choosing)</p>	<p><u>Number of the day</u> Today's number is 329. Complete the worksheet. (10 minutes)</p> <p><u>Problem A Day</u> Complete the Problem a Day question provided. (5 minutes)</p> <p><u>TEN time</u> Complete the TEN activity. (10 minutes)</p> <p><u>Mathematics</u> Complete the Position worksheet. (20 minutes)</p> <p><u>Mathletics</u> Complete assigned task (and any additional tasks of your own choosing).</p>	<p><u>Number of the day</u> Today's number is 299. Complete the worksheet. (10 minutes)</p> <p><u>Problem A Day</u> Complete the Problem a Day question provided. (5 minutes)</p> <p><u>TEN time</u> Complete the TEN activity. (10 minutes)</p> <p>11:30 am Year 2 Zoom https://nsweducation.zoom.us/j/68050684426?pwd=TmZCN2VUQ1dPNDJVVmFrcWJ3aENpdz09</p>  (30 minutes)
Break	Complete 15 minutes of physical activity				
Other KLAS	<p>Get Active @ Home Head to the Get Active @ Home website and click on the video titled, 'Throwing' and be prepared to get your heart racing!</p>		<p><u>D.E.A.R</u> Choose a book to read for enjoyment. (10 minutes)</p> <p><u>Library</u> Take part in Mrs Rau's library lesson and enjoy writing and drawing about an animal you would love to have.</p>  (35 minutes)	<p><u>D.E.A.R</u> Choose a book to read for enjoyment. (10 minutes)</p> <p>2pm Wellness Wednesday Yoga Join Miss Fry on the yoga mat this afternoon! https://nsweducation.zoom.us/j/64942188727?pwd=VzJ3WTBFB2YzOXNDQnYrYWFE5dTBhQT09</p>  (40 minutes)	<p><u>D.E.A.R</u> Choose a book to read for enjoyment. (10 minutes)</p> <p><u>Creative Arts</u> Create a card to use for your final writing lesson. This card will be your letter to the nurses who are working extremely hard during these times.</p>  (35 minutes)



WELLBEING WEDNESDAY HOW-TO GUIDE:



Yay! It's wellbeing Wednesday! Follow these steps to play the board game!

The order of play goes from youngest to oldest. Roll a dice, or use an interactive online dice to see how many spaces you need to move.

When you land on a space, check the corresponding activity below.

All players need to complete the activity that has been selected before continuing the game. Check it off on the list as you go. The first player to reach the end of the board wins! You can play the board game as many times as you would like!


If you do not have the certain resources needed for an activity, you can replay your turn!

if YOU Landed on...	YOU HAVE to....	if YOU Landed on...	YOU HAVE to....
1	Draw a mind map and write all the people you care about.	24	Put your favourite song on and sing along!
2	\$100 challenge activity!	25	Check out the recipe for berry muffins and watch Mrs Patrick's video to help you make them!
3	Take a walk out in nature and collect some nature items that make you happy.	26	Go outside and draw a picture of the beautiful day.
4	Watch video 4 and learn about brain!	27	Riddle 2
5	Cut out some pictures from a magazine and create a collage.	28	Fitness Time Do 15-star jumps
6	Riddle 1	29	Watch video 29 and follow the steps to make a nature sensory bottle.

7	Put your favourite song on a do a happy dance!	30	Play naughts and crosses.
8	Draw a chalk drawing on your driveway or footpath	31	Watch video 31 and follow the steps to make origami with Mr Burke.
9	Watch video 9 about 3 ingredient scones and have a go at making them.	32	Watch video 32 and do some sunshine singing and drawing!
10	Interview a grown up about what 'wellbeing' means to them.	33	Fitness Time Knee high jog on the spot for 30 seconds
11	Watch video 11 and follow along with Mrs Latter's story.	34	Watch video 34 and have some science fun with Mr Tate!
12	Make a card for someone you care about.	35	Go outside, have a running race with your family.
13	Fitness Time Hop on 1 leg for 30 seconds	36	Play a game of paper, scissors, rock. Best out of 3 wins.
14	Read your favourite book or a chapter of your favourite book.	37	Watch video 37 and do some wellbeing weaving with Mrs Williams.
15	Watch video 15 and play Teacher Bingo with Miss Mulock!	38	Fitness Time Jump backwards and forwards 10 times.
16	Draw a portrait of your mum or dad.	39	Play a game of movie charades.
17	Watch video 17 and work with Mrs Stoekl to do some super science.	40	Watch video 40 and have some trivia fun with Mrs Ivimey.
18	Fitness Time 10 squats	41	Riddle 3
19	Watch video 19 and follow along with Mrs Thompson on her senses wellbeing.	42	Put on your mum or dad's favourite song. Sing and dance to the song.
20	Play a game of animal charades.	43	Fitness Time Sprint on the spot for 30 seconds.

21	Watch video 21 and move along with Miss Antonelli.	44	Listen to the audio 'inner rainbow' to do some meditation with Mrs Fry.
22	Play a game of paper, scissors, rock. Best out of 3 wins.	45	Mrs McSweeney's cup challenge!
23	Fitness Time March on the spot for 30 seconds.	46	Watch video 46 and make some fun playdough with Mr Bale.

WELLBEING WEDNESDAY GAMEBOARD



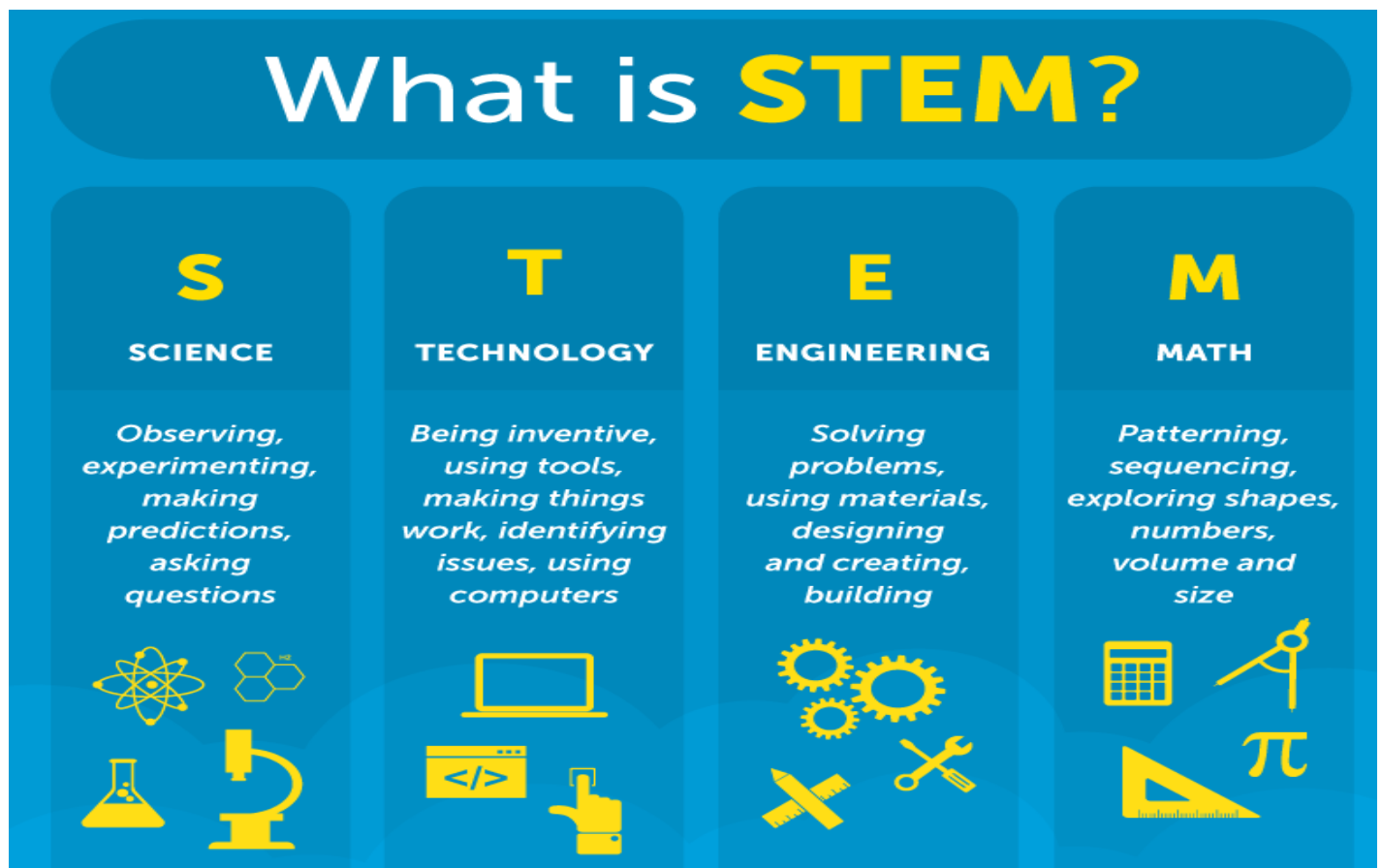
Thursday 16th September 2021
Day 1

STEM Project

Today you will undertake a new **STEM** project!

What is STEM?

STEM stands for science, technology, engineering, and mathematics. Within these learning areas, STEM cultivates critical thinking, problem solving and creativity.



For your STEM project, you will be **designing your own school**.

Activity 1

Listen to the following story:

If I Built a School by Chris Van Dusen

<https://www.youtube.com/watch?v=jQFDyHmf9Bo>

After listening to the story, think about your own school. What do you like about it? What don't you like about it? Is there anything you think is missing, or something you think doesn't get used? Are the classrooms too small, or perhaps too big? Should the playgrounds be bigger, or smaller? Do you think we need more shaded areas? Or maybe even a swimming pool? **Think about what a perfect school looks like to you.**

Mr Wynn has asked all students for their ideas to build a brand new school, but remember, there has to be very good reasons for everything you would want to change. If you want a trampoline installed, why would that be a good idea for the school? Why would we need bigger classrooms? Why would a swimming pool be useful? Think back to your persuasive writing last year. How are you going to *persuade* Mr Wynn to make these changes?

Using the lines on the next page, write a letter to Mr Wynn proposing the changes you would make to the school and why. Think about how the changes could help the school be better for students to learn, and teachers to teach. Don't forget to use **high modality words** to help persuade him!

Some **high modality words** you might consider using in your letters could be:

absolutely

always

certainly

definitely

obviously

surely

clearly

Dear Mr Wynn,

[illegible]

Success Criteria I can reason my ideas and persuade a reader 😊 😞

Teacher recognition

Activity 2

Look closely at the illustrations in **If I Built a School** by Chris Van Dusen.

What 3D objects do you notice in Jack's school designs?

How are they used?

Are they big or small?

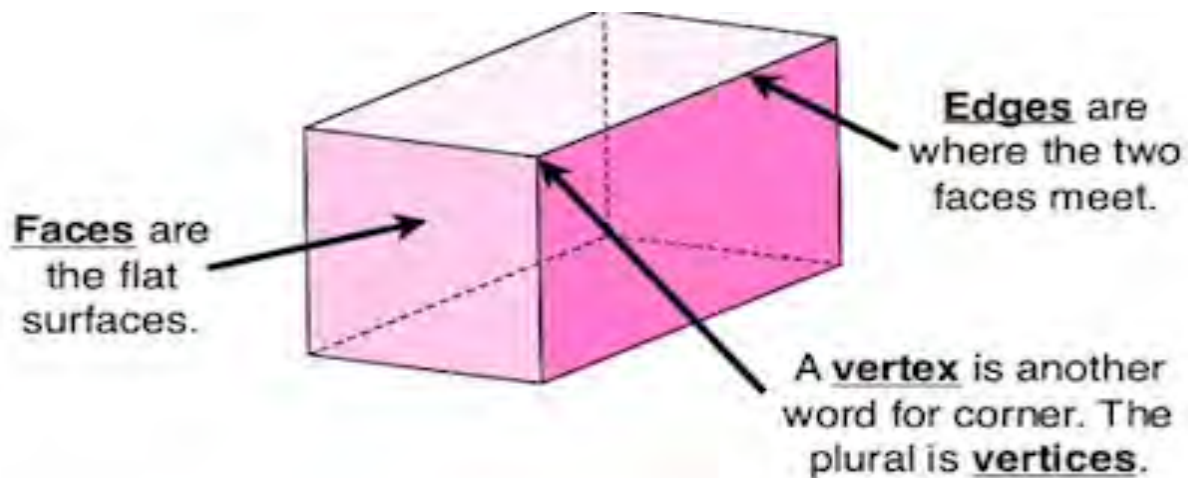
Are they upright, or upside down?

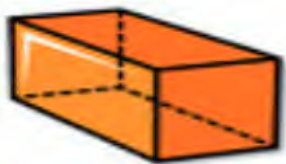
Are they complete objects, or separated in parts?

Do you notice any 2D shapes in his designs?

3D Objects

3D Objects have **faces**, **edges** and **vertices**.





Rectangular
Prism



Sphere



Cube



Cone



Pyramid



Triangular
Prism

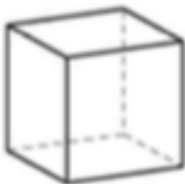
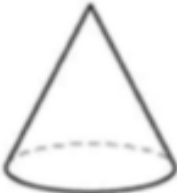


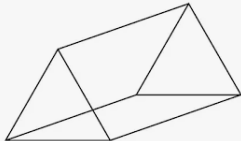



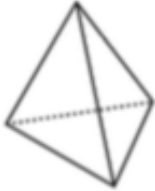

Cylinder

© Harcourt-Clark 2002

Complete the table below by recording the faces, edges and vertices of familiar 3D objects.

3D OBJECTS

Shape	Name	Faces	Edges	Vertices
	cube			
	cone			
	cylinder			
	cuboid			
	triangular prism			

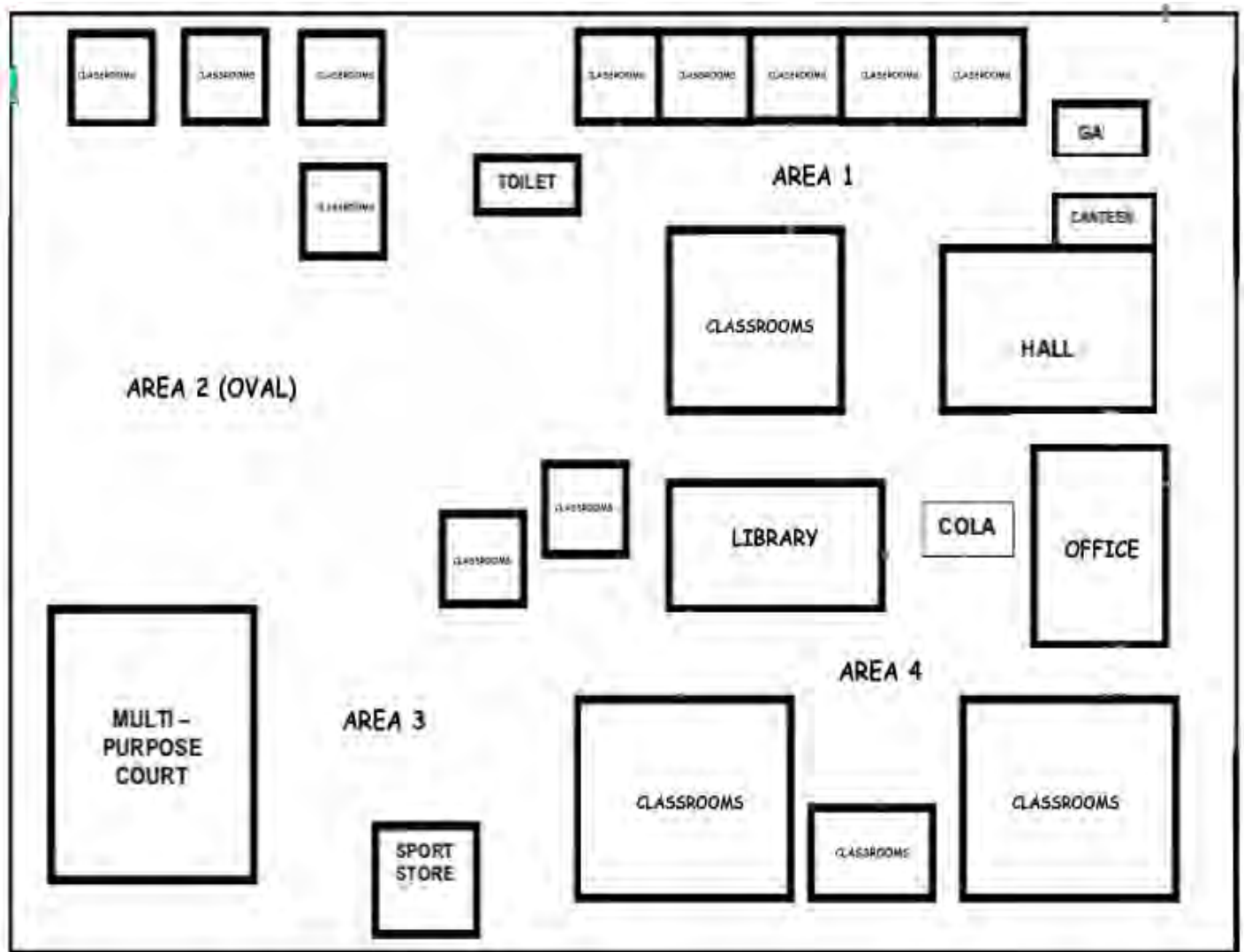
	square-based pyramid			
	triangle-based pyramid			
Success Criteria I can label faces, edges and vertices on 3D objects				
			Teacher Recognition	

Activity 3

Designing your school

Look at the map below and think about our school's layout.

CAMBRIDGE GARDENS PUBLIC SCHOOL



Think back to activity 1; What would you include in your school? How will teachers and students move around and access certain parts of your school?

Even though you are designing your *own* school, certain amenities **must** be included to ensure the safety and success of students, teachers and the wider community. When designing your school, be sure to include **an office, toilets, drinking bubblers, classrooms, a hall, a library, a computer room and a canteen.**

Now again, think back to **Activity 1**. What changes did you propose to make to our school and why? Think about what a school needs and why certain things would be useful.

Using the grid paper below, draw the layout of your new school. Even though a traditional map shows a "bird's eye" view (from above), once your layout is complete, start thinking about the 3D Objects you will use for different buildings and structures, write them down; you will need this information for Activity 4!

My New School

A blank sheet of graph paper featuring a uniform grid of small squares. The grid consists of 20 columns and 20 rows, creating a total of 400 square units. The lines are thin and black, set against a white background. There are no margins, text, or other markings on the page.

Success Criteria

I can use 2D shapes to create a map



Teacher Recognition

Calling all Year Two Students



Join your Year Two teachers and other classmates in the Year Two catch-up zoom meeting at 11:30am every Thursday of the school Term.

Use the link below:

<https://nsweducation.zoom.us/j/68050684426?pwd=TmZCN2VUQ1dPNDJVVmFrcWJ3aENpdz09>

Don't forget to have your name and the first initial of the class ready to go (this makes it easier to place you in a break out room and maximise your time with your class)

On behalf of all the Year Two teachers we look forward to seeing you then...

Friday 17th September 2021

Day 2

Activity 4

To present your school's design to Mr Wynn, you will need to make a 3D model.

Using your plans from Activity 3, tally the 3D objects you will be using for each building and calculate the total cost to build your model.

3D OBJECT	AMOUNT USED	COST PER SOLID
Cube		\$1.75
Cuboid		\$2.15
Square-based pyramid		\$2.00
Triangular-based pyramid		\$4.00
Cylinder		\$3.50
Cone		\$1.50
Triangular prism		\$2.75
TOTAL:		\$

Success Criteria

I can use flexible strategies to add numbers



Teacher Recognition


Activity 5

You are now up to the final stage of your project - building a 3D model of your new school.

Using the templates (nets) on the following pages, cut out and construct a model for your new school. Remember, you can use these shapes as building blocks to make larger or more abstract shapes. Be sure to ask a parent or sibling to help you with this stage of the project, as it can be quite tricky!

Don't forget to colour and decorate your new school and upload a picture to *Google Classroom*!

If you can't upload a photo to *Google Classroom*, draw an illustration or glue a photograph of your 3D model here.



Success Criteria

I can use 2D shapes and 3D objects to design, build and illustrate a new school

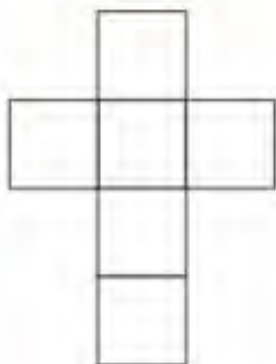


Teacher Recognition

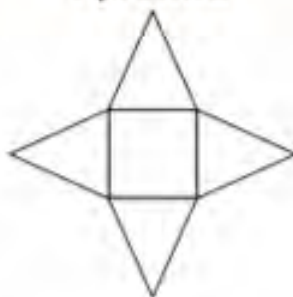
Nets of 3D Objects

Nets are arrangements of edge-joined polygons which can be folded to become a 3D object.

Cube



Square Based Pyramid



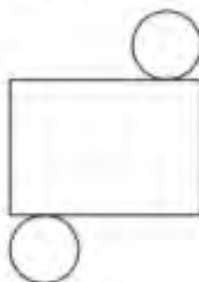
Triangular Based Pyramid



Cone



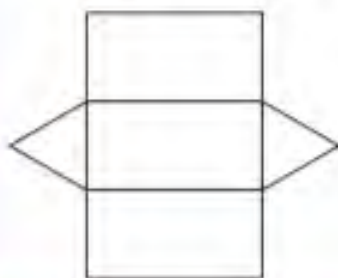
Cylinder



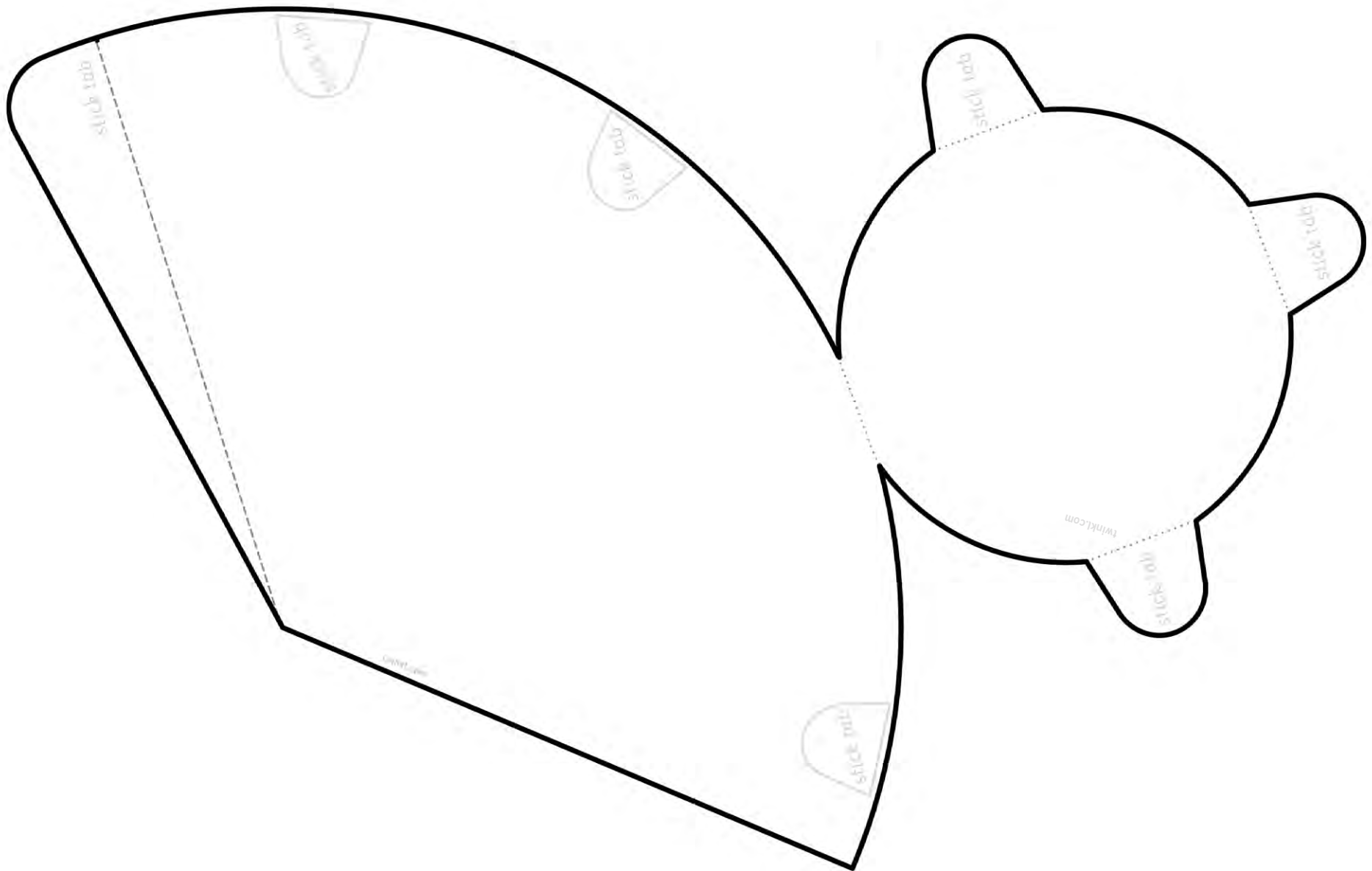
**Cuboid
(Rectangular Prism)**



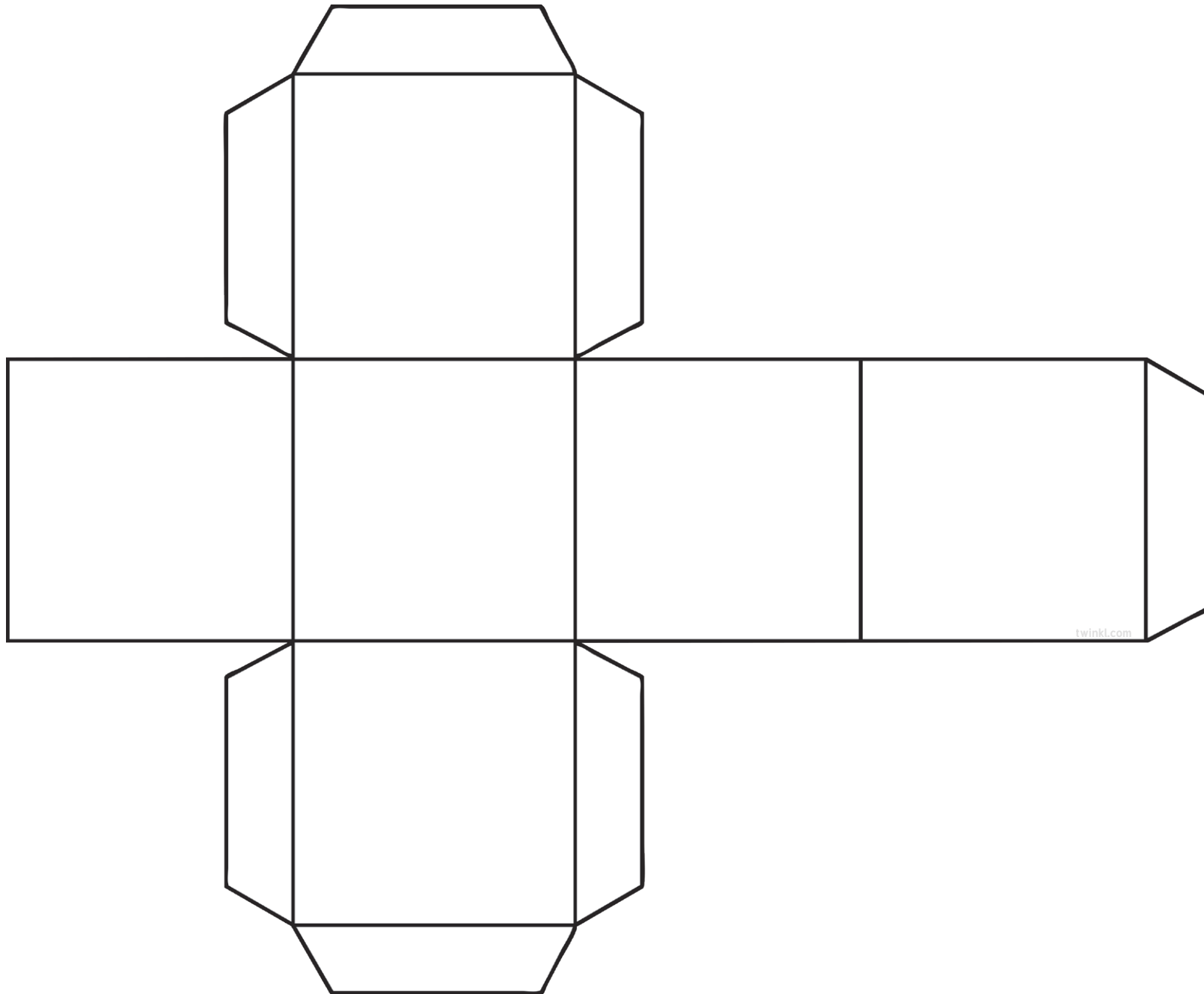
Triangular Prism



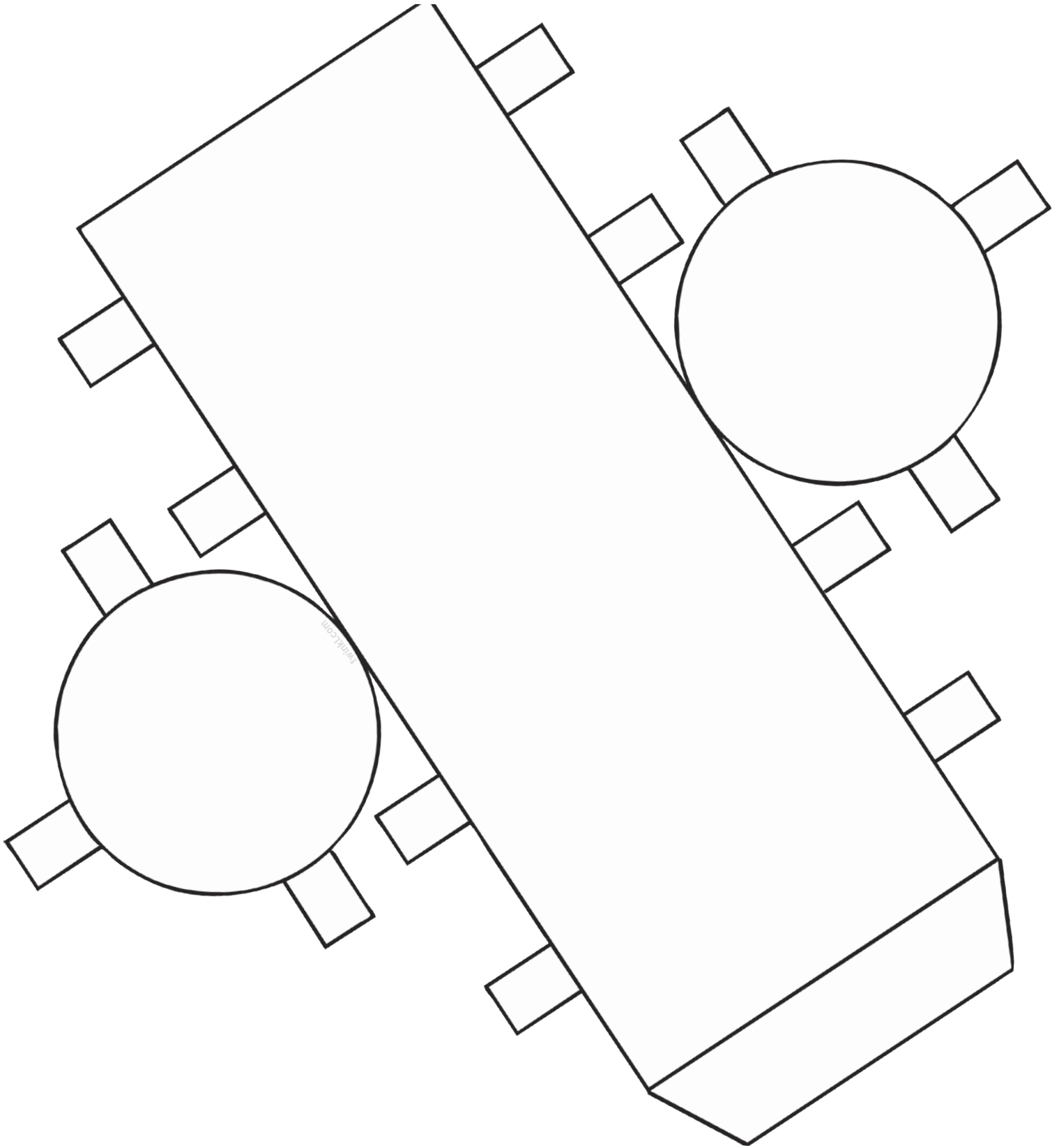
Cone



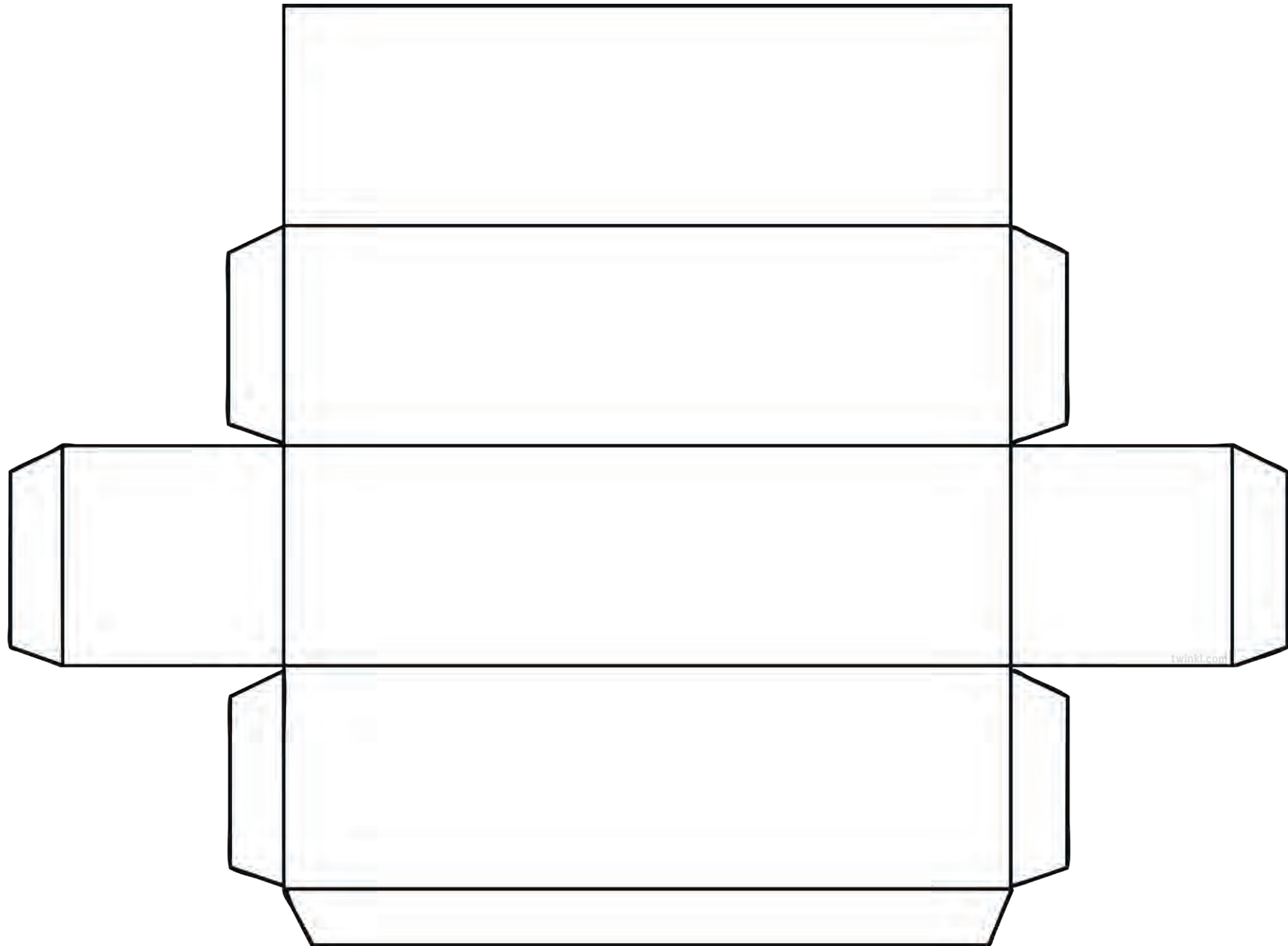
Cube



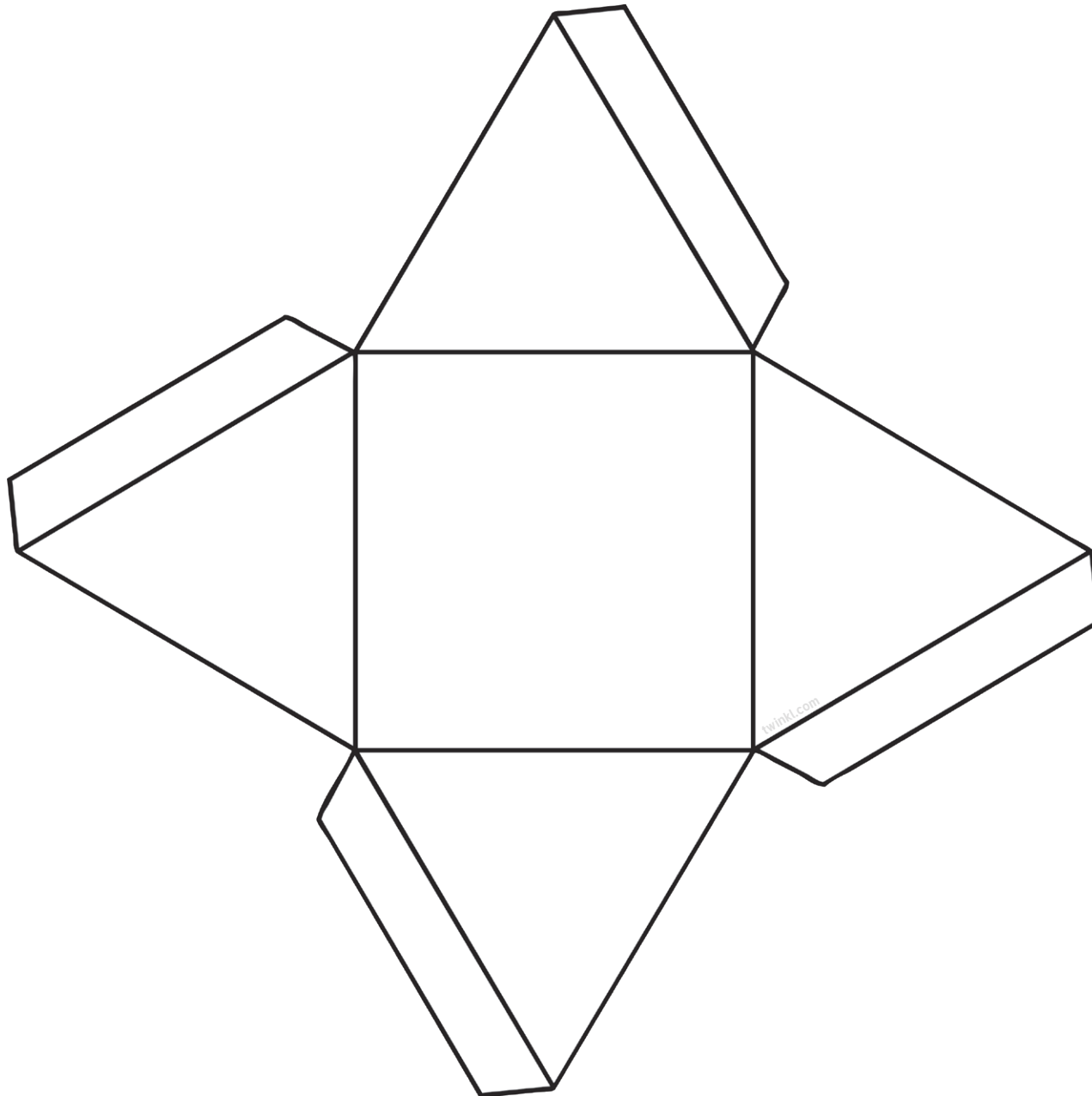
Cylinder



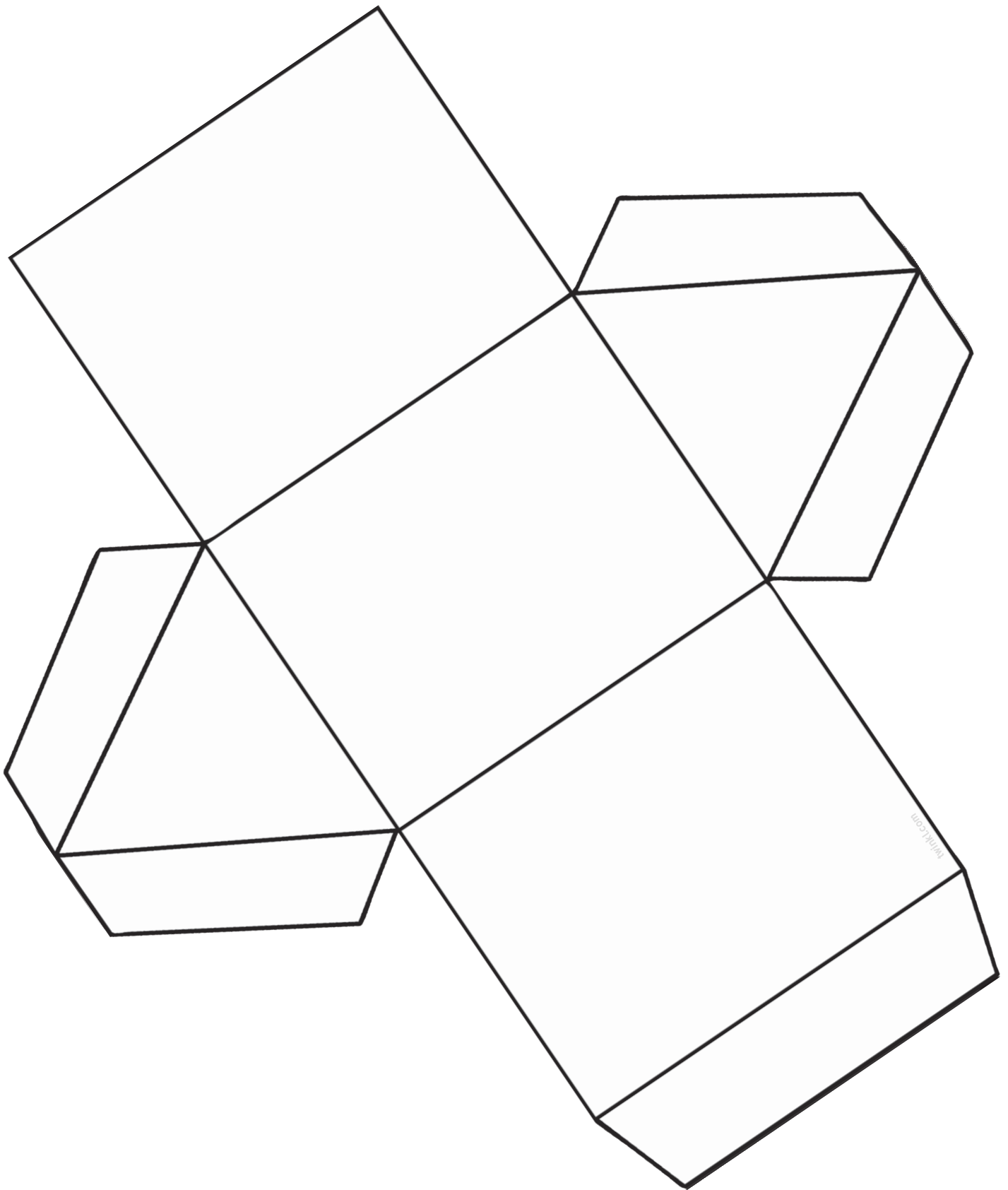
Rectangular Prism



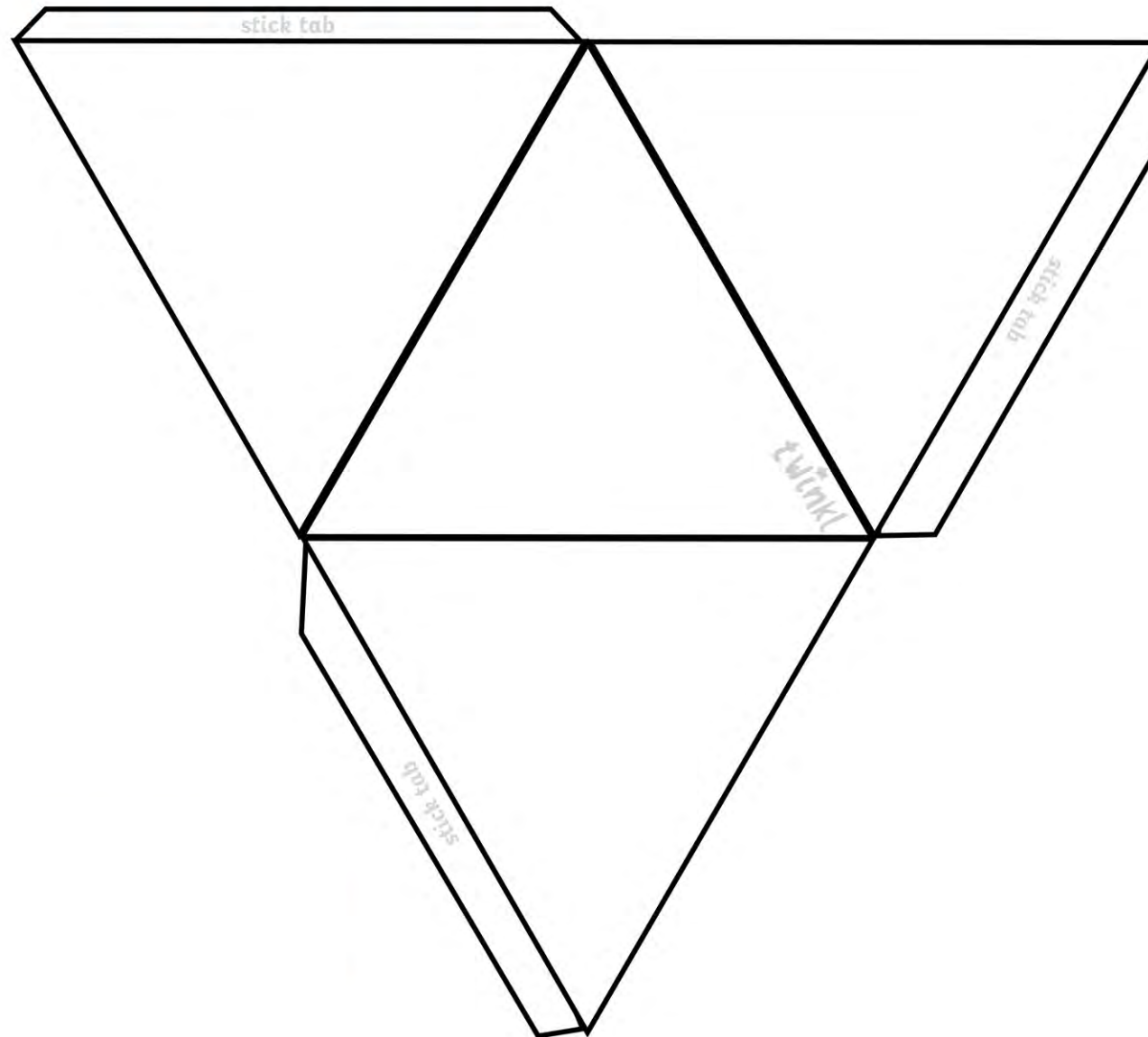
Square-based Pyramid



Triangular Prism



Triangular-based pyramid



Tuesday 5th October 2021

Day 3 - English

Spelling - **ear** for the 'air' sound



I watched Mrs Wright's 'Spelling video' on Google Classroom

tick ☐

The main way of writing the 'air' sound are **air**, **are** and **ear**.

There are three extension words at the bottom of the list to challenge yourself with!

Write your spelling words underlining the sound of the week.

Write three or more interesting sentences using some of your spelling words.

List	Copy	Sentences
drip		1.
silk		
ear		2.
ear		
ear		3.
ear		
ear		4.
ear		
ear		5.
ear		
ear		
ear		
ear		
ear		

Success Criteria:

I have practiced spelling words with the **ear** for the 'air' sound. 😊😊

I have used capital letters and full stops in my sentences. 😊😊

Teacher Recognition:

Optional: Reading Eggs or Reading Eggspress

Reading Eggs: Complete 15 minutes of Reading eggs Maps and Lessons.

I completed 15 minutes of Reading Eggs. 😊😊

Reading Eggspress: Select the "Spelling" icon and complete the next lesson.

I completed Lesson _____. 😊😊

Sentence A Day

Using the sentence below underline the nouns in black, verbs in red, adverbs in orange, adjectives in dark blue, conjunctions in purple and articles in light blue.

The orange and blue spotted octopus was happily swimming in the rock pool.

Nouns are things that I can see..
touch and take a photo of.

Examples: chair, mug, bathroom.



Verbs are doing or action words.
Examples: jumped, washed, slept.



Adjectives are describing words that give more detail about the noun.
Examples: shiny, brown, funny.



Conjunctions are sentence joining words.
Examples: and, because, but, so.



Articles are words that introduce the noun.
There are only three articles:
'a', 'an' and 'the'.

Pronouns are words that replace nouns.
Examples: she, them, we.



Success Criteria:

I have identified the nouns, verbs, adjectives, adverbs, articles and conjunctions in this sentence. 😊 😊

Teacher Recognition:

Reading - Predictions



Look at the front cover of this book 'Pig the Tourist', written and illustrated by Aaron Blabey. Use the following probing questions as verbal discussion points with a family member.

- Do you think this text is factual or fiction?
- What will this text be about?
- Why do you believe the teachers chose this text to focus on this week?

Draw and label a picture of your prediction below.
"This is what I think will happen when Pig goes on a trip."



Listen and/or read along to Mrs Wright's video on Google Classroom to check your prediction!

Success Criteria: I can use the title and pictures to predict the content of this story.



Teacher Recognition

Holiday Recount Writing



I watched Mrs Wright's 'Pig the Tourist' video on Google Classroom

tick ☐

Choose Activity A, B or C below.

Activity A

Watch the video and read along to, 'Pig the Tourist'. Use the template below to illustrate **3 different events** from your school holidays. Be sure to draw your events in sequential order.

Success Criteria

I can draw a picture of three different events from my school holidays.



Teacher Recognition:

Activity B

Watch the video and read along to, 'Pig the Tourist'. Use the template below to illustrate **4-5 different events** from your school holidays. Be sure to draw your events in sequential order. Remember to think about **who you were with, where you were, what you did, when the events occurred and why you did them.**

Success Criteria

I can draw a picture of 4-5 different events from my school holidays.

I can label my pictures to give detail about my holidays including who, what, when, where and why.



Teacher Recognition:

Activity C

Watch the video and read along to, 'Pig the Tourist'. Use the template below to illustrate **6 different events** from your school holidays. Be sure to draw your events in sequential order. Remember to think about **who you were with, where you were, what you did, when the events occurred and why you did them.**

Success Criteria

I can draw a picture of 6 different events from my school holidays.

I can label my pictures to give detail about my holidays including who, what, when, where and why.



Teacher Recognition:





Activity A- Template

After that

Next

First

Activity B and Activity C - Template						



Day 3 - Mathematics

Number of the Day - 101

Count down by 10s:

Write in words

3-digit number

Now answer all the questions in the boxes



The number before

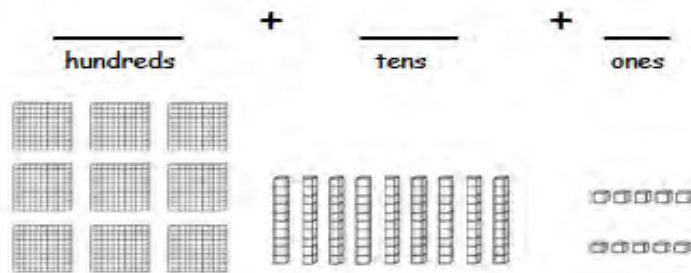
Next even number

15 less -

Round to the nearest 100

10 more +

Partition (expand) using place value



Colour in the correct amount

For a challenge go to- <https://mathsstarters.net/numofthedayjunior/versions>

Success Criteria

I can recognise and model the number 101 in multiple ways. 😊 😊

Teacher recognition

Problem of the Day

NEWMAN'S PROMPTS



Read the question twice. If you don't know a word, leave it out. Replace tricky names with your own.

Locate the question and look at the key words. Work out together what the question is asking you to do.



Plan how you are going to work out the answer. You may want to draw a tape diagram.

Write down all of your working out. Use another strategy to check your answer.



Now, write down your answer to the question separately. Have you answered what the question was asking?



Identify the correct number (in numerals) that is represented by the following words.

One hundred and seventy two

10072



1702



172



127



1072



Working out - Transformation step

Success Criteria

I used Newman's prompts to work out the problem.



Teacher Recognition





I have played Mr Sargeant's explanation of the fortnight's TEN activities

tick ☐

TEN Activities

Select **one** of the activities below to complete each day.

For the following tasks students are asked to make their own number cards (up to and including twenty). These need to simply be pieces of paper/card with the numbers written. Please keep these cards for future activities.

Activity A	Activity B	Activity C
<p>Select two (2) number cards from a range of 1 - 6.</p> <p>Use your knowledge of "creating arrays" or "repeated addition" to multiply the two numbers together.</p> <p>For Example:</p> <p>If your cards are 4 and 5...</p> <p>Your array would look like:</p>  <p>Your number sentence would be:</p> $4 \times 5 = 20$ <p>Write your answers on paper from home.</p>	<p>Select two (2) number cards from a range of 1 - 10.</p> <p>Use your knowledge of "creating arrays" or "repeated addition" to multiply the two numbers together.</p> <p>For Example:</p> <p>If your cards are 6 and 7...</p> <p>Your array would look like:</p>  <p>Your number sentence would be:</p> $6 \times 7 = 42$ <p>Write your answers on paper from home.</p>	<p>Select two (2) cards from a range of 1 -10.</p> <p>Repeat the process from activity B.</p> <p>Take the total from Activity B and double it.</p> <p>For example:</p> <p>If your total was 42....</p> <p>Your number sentence would be:</p> $42 + 42 = 84$ <p>Then using this number calculate "How many more to 200".</p> <p>For Example:</p> $200 - 84 = 116$ <p>Write your answers on paper from home.</p>

Use paper from home for your working out and if you like, attach it to your booklet submission.

Success Criteria

I used appropriate counting on strategies to perform the chosen TEN activity.



Teacher Recognition



Mathematics - Chance

Chance

Chance vocabulary: certain, likely, unlikely, impossible

What word will you use to describe each of these jars?



1. What is the chance you will choose a square?



2. What is the chance you will choose a triangle?



3. What is the chance you will choose a circle?



4. What is the chance you will choose a triangle?



Challenge

Draw your own chance jar and write a chance question for a friend to answer.

Success Criteria I use appropriate vocabulary to recognise and identify chance events



Teacher Recognition

Day 3 - Tuesday - Other KLA

DEAR - Drop Everything And Read!

Choose a book of your choice to read for enjoyment (10 minutes)

Library



I watched Mrs Rau's video Seahorses are Sold Out on google classroom ☐ tick



Head over to Google Classroom and watch Mrs Rau's video titled 'Library Lesson- Seahorses are Sold Out'. Today, you will listen to a story about a child's adventures while their dad is working.

After you have watched the story you are going to think about what animal you would choose if you could have any animal in the world. Draw a picture of the animal and list some of the things you might need to do to look after it.

Success Criteria

I can write 4 things that I might need to do to look after my chosen animal. 😊 😊

Teacher recognition

I would like to have a pet _____

These are some of the things I might need to do to look after it.

1. _____

2. _____

3. _____

4. _____

Wednesday 6th October 2021

Day 4 - English

Spelling - Complete the **ear** for the 'air' sound spelling sheet

Spelling List

1. drip
2. silk
3. b _____
4. t _____
5. p _____
6. w _____
7. sw _____
8. underw _____
9. weight
10. volume

⟨ear⟩ for the /air/ sound
Write some ⟨ear⟩ words in the bear.




Choose a word from the list to fit each sentence.

1. I shall _____ my new shoes.
2. The _____ was green and juicy.
3. Be careful not to _____ the paper!
4. I like to cuddle my teddy _____.

weight
_ e _ g _
w _ i _ h _
w _ _ _ _
volume
_ o _ u _
v _ l _ m _
v _ _ _ _

Make new words by joining the prefixes and base words below.



Spelling sheet 28 (1)

Success Criteria:

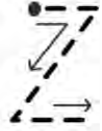
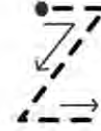
I have used my knowledge of the **ear** for the 'air' sound to complete my spelling worksheet. 😊😊

Teacher

Recognition:

Handwriting:

Using a sharp, lead pencil, complete the handwriting worksheet for the letters 'x' and 'z'.



X X

z z

box box

zoom zoom

foxes foxes

The foxes zoomed by the box.

The

74 74

Success Criteria:

I have formed my upper and lower case 'z' and 'x' letters correctly.



Teacher Recognition

Reading: Making Connections



Go to Google Classroom and read along to 'Pig The Tourist' written and illustrated by Aaron Blabey.

Think about your recent holidays or your favourite holiday and answer the questions below.



I have listened to the story 'Pig the Tourist' on Google Classroom.

tick ☐

Text to Self Connections

This is a picture of **Uluru**. This is something that Pig saw on his vacation. Draw something that you saw on your recent holiday.

Draw and label your picture here:



In the story, Pig went on holidays and broke the rules. Describe a time when you broke a rule. What happened?

Have I read another book like this before? What was the book called?

Success Criteria: I can connect what I am reading to my own self.



Optional: Reading Eggs or Reading Eggspress

Reading Eggs: Complete 15 minutes of Reading eggs Maps and Lessons.

I completed 15 minutes of Reading Eggs. 😊 😊

Reading Eggspress: Select the 'My Lessons' icon and complete the next lesson.

Name of lesson I completed:

Writing - Holiday Recount

Choose Activity A, B or C below.

Activity A

Refer back to yesterday's recount illustrations. Write one sentence beneath each illustration to explain each of your drawings.

Success Criteria

I can write 3 sentences about my holidays.

I can include a capital letter at the start of each sentence.

I can include a full stop at the end of each sentence.



Teacher Recognition:

Activity B

Refer back to yesterday's recount illustrations. Write two sentences beneath each illustration to explain each of your drawings. Be sure to connect your ideas using words such as 'Firstly', 'Next', 'After that' and 'Finally'. Remember to write about **who you were with**, **where you were**, **what you did**, **when the events occurred** and **why you did them**.

Success Criteria

I can write at least 8 sentences about my holidays.

I can use three time connectives to sequence my ideas.

I can use a capital letter and full stop at the start and end of each sentence.



Teacher Recognition:

Activity C

Refer back to yesterday's recount illustrations. Use your drawings to help you write at least 3-4 paragraphs about your holidays **using the template below**. Be sure to connect your ideas using words such as 'Firstly', 'Next', 'After that' and 'Finally'. Remember to write about **who you were with**, **where you were**, **what you did**, **when the events occurred** and **why you did them**.

Success Criteria

I can write 3-4 paragraphs about my holidays.

I can use time connectives to sequence my ideas.

I have included information about who, what, when, where and why.



Teacher Recognition:

Activity C - Writing Template

Use the page below to write your interesting recount about your holiday. Make sure you check for five-star writing!

- ★ Capital letters
- ★ Full stops
- ★ Finger spaces
- ★ Writing makes sense
- ★ Neat handwriting

__/8/2021

__/8/2021

Day 4 - Mathematics

Number of the Day - 329

Count down by 10s:

Write in words

3-digit number

Now answer all the questions in the boxes



The number before

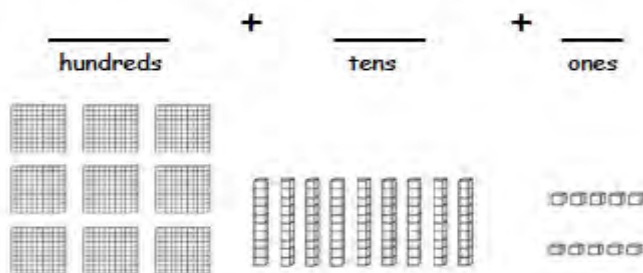
Next even number

15 less -

Round to the nearest 100

10 more +

Partition (expand) using place value



Colour in the correct amount

For a challenge go to- <https://mathsstarters.net/numofthedayjunior/versions>

Success Criteria

I can recognise and model the number 329 in multiple ways. 😊😊

Teacher recognition

Problem of the Day

NEWMAN'S PROMPTS



Read the question twice. If you don't know a word, leave it out. Replace tricky names with your own.

Locate the question and look at the key words. Work out together what the question is asking you to do.



Plan how you are going to work out the answer. You may want to draw a tape diagram.

Write down all of your working out. Use another strategy to check your answer.



Now, write down your answer to the question separately. Have you answered what the question was asking?



Identify the correct number (in numerals) that is represented by the following words.

Seven hundred and two

702
☐

7020
☐

7002
☐

720
☐

272
☐

Working out - Transformation step

Success Criteria: I used Newman's prompts to work out the problem. 😊😊

Teacher Recognition

Position

Describe the positions below using position vocabulary:
left, right, between, next to, behind, inside, outside, above, below, in front of



The car is _____ the tree.

The tree is _____ the house.

The house is _____ the clothesline.

The clothesline is _____ the flowerpot.

The flowerpot is _____ the car.

The steering wheel is _____ the car.

The door is _____ the house.

Success Criteria: I use appropriate vocabulary to recognise and identify the placement of everyday objects.



Teacher Recognition

Day 4 - Wednesday - Other KLA

DEAR - Drop Everything And Read!

Choose a book of your choice to read for enjoyment (10 minutes)

Wellness Wednesday - Yoga



Come along and join in on the fun! Meet Ms Fry on the yoga mat today at 2pm for Family Yoga. It is a 40 minute lesson filled with games, yoga poses and meditation. Everyone is invited :)

Join Zoom Webinar

<https://nsweducation.zoom.us/j/64942188727?pwd=VzJ3WTFBb2YzOXNDQnYrYW5dTBhQT09>

Webinar ID: 649 4218 8727

Passcode: 006644



Success Criteria

I have engaged in a range of yoga poses and meditation with Ms Fry.



Teacher recognition

Thursday 7th October 2021

Day 5 - English

Jolly Grammar - Contractions



I watched Mrs Patrick's 'Jolly Grammar' video' on Google Classroom

tick ☐

Contractions

We sometimes shorten pairs of words, by joining them together and leaving out some of the letters. We use an apostrophe to show where the missing letter or letters used to be. These shortened words are called contractions.



isn't

Write out each contraction in full, as two words and with no letters missing.

- | | |
|-------------------|------------------|
| 1. couldn't _____ | 2. didn't _____ |
| 3. haven't _____ | 4. mustn't _____ |

I shall

I'll

Write each pair of words as a contraction, by joining them together and replacing some of the letters with an apostrophe.

- | | | |
|----------------|--------------|-----------------|
| I shall _____ | I'll _____ | we shall _____ |
| you will _____ | you'll _____ | you will _____ |
| he will _____ | | they will _____ |
| she will _____ | | |
| it will _____ | | |



Success Criteria:

I could use the correct contraction to complete the worksheet.



Teacher Recognition:

Optional: Reading Eggs or Reading Eggspress

Reading Eggs: Complete 15 minutes of Reading Eggs Maps and Lessons.

I completed 15 minutes of Reading Eggs. 😊 😊

Reading Eggspress: Select the 'library' icon, choose a book to read and complete the quiz.

Name of the book I read:

Sentence A Day

This sentence below comes from the book we have been reading, 'Pig the Tourist' by Aaron Blabey. Using the lines below, rewrite the sentence using correct punctuation and spelling. Add two adjectives to describe the nouns. Underline the **nouns in black**, **verbs in red**, **adverbs in orange**, **adjectives in dark blue** and **articles in light blue**.

even ni places fo wild celebration! hed somhow creat absoulte
Devastation

Nouns are things that I can see, touch and take a photo of. Examples: chair, mug, bathroom.

Verbs are doing or action words. Examples: jumped, washed, slept.

Adverbs are words used to describe the verb. Examples: quietly, slowly, sadly, quickly.

Adjectives are describing words that give more detail about the noun. Examples: shiny, brown, funny.

Articles are words that introduce the noun. Articles are 'a', 'an' and 'the'.

Success Criteria:


I have written a sentence with correct punctuation and spelling.

I have included two adjectives in my sentence.



Teacher Recognition:

Reading: Questioning



Go to Google Classroom and read along with Mrs Wright to 'Pig the Tourist', written and illustrated by Aaron Blabey.

Listen along and/or read the story again to help you answer the following questions.



I have read along or listened to Mrs Wright's reading of 'Pig the Tourist' on Google Classroom. **tick** ☐

1. The story is titled, 'Pig the Tourist'. What does the word 'tourist' mean?

2. True or False - Colour the **true statements green** and the **false statements blue**.

Pig likes to travel.

Pig is well-behaved on his trips.

Pig made the locals angry.

Pig is calm and careful during his vacations.

Pig would ruin parties and parades.

Pig made it on the news.

Pig went swimming with the piranhas.

Pig knocked down the Leaning Tower of Pisa in Italy.

3. Do you think it would be fun to travel with Pig?

4. What travel advice would you give to Pig?

Success Criteria: I can answer questions accurately from the text. 😊 😊 Teacher:

Writing



I watched Miss Mulock's 'Nurses on the Frontline' video on Google Classroom

tick ☐

Choose Activity A, B or C below

Activity A- Use Template A

Watch the video titled 'Nurses on the Frontline'. Write 3-4 VIPs (Very Important Points).

Success Criteria

I have written 3-4 VIPs about the video. 😊 😊

I have checked that all of my VIPs include correct information. 😊 😊

Teacher

Recognition:

Activity B- Use Template A

Watch the video titled 'Nurses on the Frontline'. Write 5-6 VIPs (Very Important Points).

Success Criteria

I have written 5-6 VIPs about the video. 😊 😊

I have checked that all of my VIPs include correct information. 😊 😊

Teacher

Recognition:

Activity C- Use Template A

Watch the video titled 'Nurses on the Frontline'. Write 10 or more VIPs (Very Important Points).

Success Criteria

I have written at least 10 VIPs about the video. 😊 😊

I have checked that all of my VIPs include correct information. 😊 😊

Teacher

Recognition:

Template A
My VIPs from the video, 'Nurses on the Frontline'

This image shows a vertical sheet of white paper with horizontal ruling lines. There are 12 evenly spaced horizontal lines across the page. Each line begins with a small black dot on the left margin. The lines extend across the entire width of the page, providing a template for handwriting practice or note-taking.

Day 5 - Mathematics

Number of the Day - 299

Count down by 10s:

Write in words

3-digit number

Now answer all the questions in the boxes



The number before

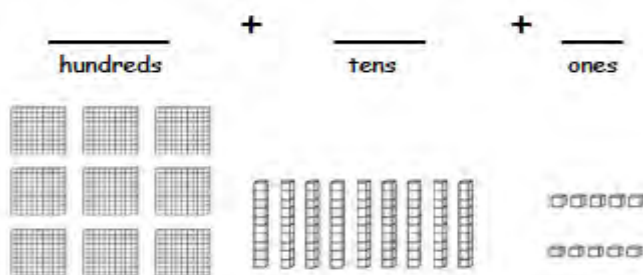
Next even number

15 less -

Round to the nearest 100

10 more +

Partition (expand) using place value



Colour in the correct amount

For a challenge go to- <https://mathsstarters.net/numofthedayjunior/versions>

Success Criteria

I can recognise and model the number 299 in multiple ways. 😊😊

Teacher recognition

Problem of the Day

NEWMAN'S PROMPTS



Read the question twice. If you don't know a word, leave it out. Replace tricky names with your own.

Locate the question and look at the key words. Work out together what the question is asking you to do.



Plan how you are going to work out the answer. You may want to draw a tape diagram.

Write down all of your working out. Use another strategy to check your answer.



Now, write down your answer to the question separately. Have you answered what the question was asking?



Identify the correct number (in numerals) that is represented by the following words.

Six thousand, seven hundred and twelve

600,712



60,712



6712



6722



6012



Working out - Transformation step

Success Criteria

I used Newman's prompts to work out the problem.



Teacher Recognition

Calling all Year Two Students



Join your Year Two teachers and other classmates in the Year Two catch-up zoom meeting at 11:30am every Thursday of the school Term.

Use the link below:

<https://nsweducation.zoom.us/j/68050684426?pwd=TmZCN2VUQ1dPNDJVVmFrcWJ3aENpdz09>

Don't forget to have your name and the first initial of the class ready to go (this makes it easier to place you in a break out room and maximise your time with your class)

On behalf of all the Year Two teachers we look forward to seeing you then...

Day 5 - Thursday - Other KLA

DEAR - Drop Everything And Read!

Choose a book of your choice to read for enjoyment (10 minutes)

Art



I watched Miss Kinnish's 'Card for the Nurses' video on Google Classroom

☐ tick



During this lesson, we will be creating a card to use for our writing lesson. This beautiful card will be the **final** product of your letter that will be sent to the nurses who are working extremely hard during these tough times. We want to show our thanks and appreciation. I hope you enjoy making this card as much as I did!

You will need:

2 x red A4 paper (or another colour of your choice)

1 x white A4 paper

Scissors

Glue

Pencil

Put your card in a safe place until you write your final letter!

Success Criteria



Teacher recognition