

# Year 3 - Grevillea Unit



Part B - Friday 8/10/21 until Thursday 14/10/21





Name: \_\_\_\_\_

Class: \_\_\_\_\_

# Year 3 Weekly Learning Plan Grevillea Unit B – 8/10/2021-14/10/2021

	Friday – 8/10	Monday – 11/10	Tuesday –12/10	Wednesday – 13/10	Thursday– 14/10
<b>Morning</b>	<p><b>English Spelling</b></p> <ul style="list-style-type: none"> <li>- Complete spelling mistake activity</li> </ul> <p><b>Reading</b></p> <p>Read aloud 2 chapters from a book you have at home or login to Reading Eggspress and complete the assigned reading task.</p> <p>- Focus on volume and smooth reading.</p> <p><b>Handwriting</b></p> <p>Watch the ‘anticlockwise joins’ video. </p> <p><a href="#">Google Classroom Demonstration Available Online</a></p> <ul style="list-style-type: none"> <li>- Complete the handwriting activity. <i>Upload your work to Google Classroom.</i> </li> </ul>	<p><b>English Spelling</b></p> <p>This week’s focus is ‘aw, au, al’.</p> <ul style="list-style-type: none"> <li>- Write your spelling list.</li> <li>- Complete 2 parts of your spelling sheet <a href="#">Google Classroom Demonstration Available Online</a> </li> </ul> <p><b>Jolly Grammar</b></p> <p>This week’s focus is ‘Homophones’ <a href="#">Google Classroom Demonstration Available Online</a> </p> <ul style="list-style-type: none"> <li>- Complete your Jolly Grammar sheet</li> </ul> <p><b>Writing</b></p> <ul style="list-style-type: none"> <li>- Complete acrostic poetry activity</li> </ul>	<p><b>English Spelling</b></p> <ul style="list-style-type: none"> <li>- Write your spelling list</li> <li>- Complete the remainder of your spelling sheet</li> </ul> <p><b>Reading</b></p> <p>Revise Deep and Surface Questions video. <a href="#">Google Classroom Demonstration Available Online</a> </p> <p>Choose one option from the below reading activities</p> <ol style="list-style-type: none"> <li>1. Login to Reading Eggspress complete the assigned reading task.</li> <li>2. Read 2 chapters from a book you have at home</li> </ol> <ul style="list-style-type: none"> <li>- Complete questions activity.</li> </ul>	<p><b>English Spelling</b></p> <ul style="list-style-type: none"> <li>- Write your spelling list</li> <li>- Use at least 10 of your words in interesting sentences.</li> </ul> <p><b>Reading - Stage Novel Ch 16</b></p> <p>The Lion, The Witch and the Wardrobe <a href="#">Google Classroom Reading Available Online</a> </p> <p><b>Comprehension Strategy</b></p> <p>Deep and Surface Questions <a href="#">Google Classroom Demonstration Available Online</a> </p> <ul style="list-style-type: none"> <li>- Use the comprehension strategy The Deep and Surface Questions to form better ideas of what is happening in the text.</li> </ul>	<p><b>English Spelling</b></p> <ul style="list-style-type: none"> <li>-Have a family member test you. If this isn’t possible write your list doing look, cover, write, check.</li> </ul> <p><b>Reading</b></p> <p>Read aloud 2 chapters from a book you have at home or login to Reading Eggspress and complete the assigned reading task.</p> <p><b>Journal Writing</b></p> <p>Write a journal entry about your favourite holiday or day out with your family or friends.</p> <ul style="list-style-type: none"> <li>- You must write a minimum of 2 paragraphs.</li> <li>- Be sure to check and edit your work.</li> </ul>






<p><b>Writing</b></p> <p>Complete the free writing activity. You may choose to write about any topic in any style you like (e.g. an information piece, poetry, song, procedure, story, persuasive writing piece, speech, etc.).</p>	<p><b>Comprehension Strategy</b></p> <p>Watch the video on Deep and Surface Questions <a href="#">Google Classroom Demonstration Available Online</a></p> <p><b>Reading - Stage Novel Ch15</b></p> <p>The Lion, The Witch and the Wardrobe <a href="#">Google Classroom Reading Available Online</a></p> <p>- Use this strategy to think of 3 surface and 3 deep questions that you could ask someone based on the Stage Novel - The Lion, The Witch and The Wardrobe reading from today.</p>	<p><b>Viewing</b></p> <p>Watch a BTN Classroom episode of your choice. If you do not have access to this, look for a news article in the local paper. Create a VIP summary with at least 3 dot points per new story.</p> <p><b>Writing</b></p> <p><a href="#">Google Classroom Demonstration Available Online</a></p> <p>- Using the template provided, plan a narrative text for the stimulus picture.</p> <p> <a href="#">Upload your work to Google Classroom.</a></p>	<p><b>Writing</b></p> <p><a href="#">Google Classroom Demonstration Available Online</a></p> <p>- Using your writing plan that you completed yesterday, write your narrative for the stimulus picture</p> <p> <a href="#">Upload your work to Google Classroom.</a></p>	
---	---	--	--	--



<b>Break</b>	<p><b>Mathematics</b></p> <p><b>TEN Activity</b></p> <p><a href="#">Google Classroom Demonstration Available Online</a></p> <p>Additions Squares</p> <p><b>Optional Number on the Day Challenge Activity</b></p> <p>Go to MathsStarter, choose a 3, 4, or 5 digit number and answer the questions for it.</p>	<p><b>Mathematics</b></p> <p><b>Number of the Day</b></p> <p><a href="#">Number of the Day Google Classroom Video Available</a></p> <p>Pick one of the numbers listed. Draw and write everything you know about that number (you can use any operation you like), and answer the questions.</p> <p><b>Mathletics</b></p> <p>Complete two Mathletics tasks set for you by your classroom teacher.</p> <p><b>Times Tables Practice</b></p> <p>Practice your x2, x3 and x4 tables. Try saying them out loud also.</p> <p><b>Measurement and Geometry - Time</b></p> <p>Complete the time activity.</p>	<p><b>Mathematics</b></p> <p><b>Number of the Day</b></p> <p><a href="#">Number of the Day Google Classroom Video Available</a></p> <p>Pick one of the numbers listed. Draw and write everything you know about that number (you can use any operation you like), and answer the questions.</p> <p><b>Mathletics</b></p> <p>Complete two Mathletics tasks set for you by your classroom teacher.</p> <p><b>Times Tables Practice</b></p> <p>Practice your x2, x3 and x4 tables. Try saying them out loud also.</p> <p><b>Number and Algebra- Mixed Operations</b></p> <p>Complete the mixed operation activity sheet.</p>	<p><b>Mathematics</b></p> <p><b>Number of the Day</b></p> <p>Pick one of the numbers listed. Draw and write everything you know about that number (you can use any operation you like), and answer the questions.</p> <p><b>Mathletics</b></p> <p>Complete two Mathletics tasks set for you by your classroom teacher.</p> <p><b>Times Tables Practice</b></p> <p>Practice your x2, x3 and x4 tables. Try saying them out loud also.</p> <p><b>Measurement and Geometry - Coordinates</b></p> <p>Complete the coordinate activity.</p>	<p><b>Mathematics</b></p> <p><b>Number of the Day</b></p> <p>Pick one of the numbers listed. Draw and write everything you know about that number (you can use any operation you like), and answer the questions.</p> <p><b>Mathletics</b></p> <p>complete two Mathletics tasks set for you by your classroom teacher.</p> <p><b>Times Tables Practice</b></p> <p>Practice your x2, x3 and x4 tables. Try saying them out loud also.</p> <p><b>Measurement and Geometry - area</b></p> <p>Complete the area activity.</p>
<b>Middle</b>					



<b>Break</b>	<p><b>DEAR</b> – Drop everything and read (15minutes)</p> <p><b>Sport</b> Complete the Just Dance activity.</p>	<p><b>DEAR</b> – Drop everything and read (15minutes)</p> <p><b>Creative Arts</b>  <i>Number of the Day Google Classroom Video Available</i></p> <p>Complete Spring Tulips directed drawing</p> <p> <i>Upload your work to Google Classroom.</i></p>	<p><b>DEAR</b> – Drop everything and read (15minutes)</p> <p><b>Geography</b> Research and label the states, territories and capital cities of Australia. Colour in each state and territory in a different colour.</p>	<p><b>DEAR</b> – Drop everything and read (15minutes)</p> <p><b>Science</b> Complete walking dog STEM activity.</p>	<p><b>DEAR</b> – Drop everything and read (15minutes)</p> <p><b>PDH</b> Look at each of the pictures and identify the possible danger in the picture and describe what you would do in this situation.</p> <p> <i>Upload your work to Google Classroom</i></p>
<b>Afternoon</b>					





## Learning environment checklist

### In setting up this space the following should be considered:

- Is the area free of distraction?
- Is there excessive noise in the area?
- Are there trip hazards in the area?
- Is the area exposed to direct glare or reflections?
- Does the area have sufficient power points available?
- Is equipment (extension cords etc.) in good, safe, working condition?
- Is there a proper desk and chair and other necessary equipment (light, stationery and devices)?
- Is the chair adjusted correctly?
  - Feet should be flat on the floor and knees bent at right angles with thighs parallel to the floor.
  - The chair backrest should support the lower back and allow your child to sit upright.
  - The chair should move freely and not be restricted by hazards such as mats and power cords.
  - Chair arm rests should be removed or lowered when typing.
- Is the computer adjusted correctly?
  - The screen should be positioned directly in front of your child.
  - The screen should be at a distance where your child can see clearly and easily without straining. The top of the screen should be slightly lower than eye level.
  - The keyboard should be positioned at a distance where elbows are close to your child's body and their shoulders should be relaxed.
  - The mouse should be placed directly next to the keyboard.
- Are their most frequently used items within easy reach from a seated position?



# Friday 8.10.21



## Year 3 and 4 Correct the Spelling Mistake (1)

The spelling mistakes in these sentences have been circled. Write the correct spelling for each circled word in the box.

1. I (lik) to jump on the trampoline.
2. The cars were (rasing) very fast along the race track.
3. Dad had to (cooke) us dinner last night.
4. I saw a (smorl) lobster when I went swimming.
5. My cousins (bort) me a bike for my birthday.
6. When I go to the (parc) I like to go on the swing.
7. The weather was so freezing that I (court) a cold.
8. Billy was so fast that he (rane) quickly past me.


Each sentence below has one word that is incorrect. Write the correct spelling of the word in the box.

1. The elephant stompped loudly.
2. The clever monkeys eight the bananas.
3. I can't decide weather to have the pie or sausage roll.
4. Mum rode her bisicle to work last week.
5. Sarah thought that it was tyme to go to bed.
6. My dress is a little bite different to that one.
7. Rebecca went to the library to reed some books.
8. I had to write a letter to my friend, but I forgot her adres.






## Reading -

Read 2 chapters from a book you have at home or from the Reading Eggs library.

Book title \_\_\_\_\_

- Read these next chapters of your book out loud to a family member.
- Think about volume and smooth reading.

## Crunch, Sip and Story.



Listen to Mrs Ivimey's Crunch and Sip reading and answer her question on [Google Classroom](#)  
*Available On Google Classroom*

## Handwriting - Upload your work to Google Classroom.



- Rewatch the video demonstrating diagonal joins for handwriting.  
*Google Classroom Demonstration Available Online*

- Complete the handwriting work by copying the text inside the box - **All My Great Excuses** (an extract from All My Great Excuses by Kenn Nesbitt).

Practise your anticlockwise retraces. Rewrite as much as you can of the information below.

Tornadoes blew my house away. Volcanoes struck our town. My notes were taken hostage by an evil clown. Some aliens abducted me. I had a shark attack. A pirate swiped my homework and refused to give it back. I worked on these excuses so long my teacher said, "I think you'll find it easier to do the work instead."

Handwriting practice lines consisting of multiple sets of solid top and bottom lines with a dashed midline for letter height guidance.



Handwriting practice lines consisting of 10 sets of horizontal lines. Each set includes a solid top line, a dashed midline, and a solid bottom line.











<p>Success Criteria (student to complete):</p> <ul style="list-style-type: none"> <li><input type="radio"/> I have completed my spelling activity.</li> <li><input type="radio"/> I have completed the reading activities, making sure that I have read aloud clearly, fluently and with expression.</li> <li><input type="radio"/> I have completed my handwriting activity, paying attention to drop in joins.</li> <li><input type="radio"/> I have completed my free writing activity using neat handwriting.</li> </ul>	<p>Teacher Recognition (English)</p> <p><input type="radio"/></p>
--	---

## Mathematics - Addition Squares



This week you are going to play the game Addition Squares. We have set up the first game board for you. You will need two different coloured pencils. If you don't have someone to play against you, just play colour teams. Each team connects two dots to make one side of a box or square. The team that draws the last side of the box has captured that square and lightly shades it their colour. When all the squares have been captured each team adds up their squares to see who has the most.

You can pick your own numbers for the other three games. If you want to challenge yourself try writing 2 or 3 digit numbers in the squares.





# Mathletics -

Complete two Mathletics tasks set by your teacher.

Task 1: \_\_\_\_\_

Task 2: \_\_\_\_\_

## Number and Algebra - Multiplication

	1	2	3	4	5	6	7	8	9	10	11	12
1												
2												
3												
4												
5												
6												
7												
8												
9												
10												
11												
12												



<p>Success Criteria (student to complete):</p> <p><input type="radio"/> I have completed the Addition Squares games</p> <p><input type="radio"/> I have practised my times tables.</p> <p><input type="radio"/> I have completed two Mathletics tasks.</p> <p><input type="radio"/> I have completed the multiplication grid activity</p>	<p>Teacher Recognition (Mathematics):</p> <p><input type="radio"/></p>
---	--

### Drop Everything And Read (DEAR):

Read for 15 minutes. What did you Read? \_\_\_\_\_

### Sport-

Using Youtube complete 4 different 'Just Dance' dances and list the 4 dances you have completed.

Dance 1: \_\_\_\_\_

Dance 2: \_\_\_\_\_

Dance 3: \_\_\_\_\_

Dance 4: \_\_\_\_\_



<p>Success Criteria (student to complete):</p> <p><input type="radio"/> I have completed 20 minutes of Dancing.</p>	<p>Teacher Recognition:</p> <p><input type="radio"/></p>
---	--

I have completed today's work to the best of my ability.

Signed: \_\_\_\_\_


I am happy with the quality and the amount of work my child has completed today.

Signed: \_\_\_\_\_





# Monday 11.10.21






# Remember to check your spelling list daily 😊

## Spelling -

This week's focus is 'aw, au, al'.

1. Write your spelling list.

2. Watch the video on [Google Classroom Online](#), and complete 2 parts of your spelling sheet.



### Spelling List 29

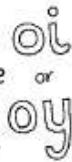
1. halt
2. hawk
3. sauce
4. haul
5. thaw
6. salt



7. flaw
8. drawn
9. laundry
10. dawdle
11. already
12. launch



13. auburn
14. awkward
15. alternative
16. audition
17. altogether
18. awesome



Which words in the Spelling List match these descriptions?

1. it can be added to food \_\_\_\_\_
2. when snow or ice melts \_\_\_\_\_
3. clothes to be washed \_\_\_\_\_
4. another option \_\_\_\_\_
5. to put a ship in the water \_\_\_\_\_
6. a reddish brown colour \_\_\_\_\_
7. a bird of prey \_\_\_\_\_
8. to stop moving \_\_\_\_\_
9. to pull with much effort \_\_\_\_\_
10. clumsy or difficult to use \_\_\_\_\_

Look up these words in the dictionary. Write the page number in the box.

stalk

claw

raw

autumn

haunt

walk

Split these words into syllables.

awkward    autumn    lawnmower    awesome    astronaut

Parse these sentences and identify the subject in each one.

1. They chalked a giant picture on the tall wall.
2. The barn owl hooted and called loudly until dawn.



# Jolly Grammar -

This week's focus is - Homophones

Watch the video on [Google Classroom Online](#), and complete the sheet below.



## Homophone Mix-Ups

our are


our our \_\_\_\_\_  
are are \_\_\_\_\_

Is it 'our' or 'are'? Read each sentence and cross out the incorrect word.

1. How are / our you?
2. This is are / our house.
3. Javid is in are / our team.
4. Where are / our you going on Saturday?
5. The pencils are / our in the cupboard.
6. The circus acrobats are / our very good.
7. We put the picnic things in are / our car.
8. Are / Our dog is very friendly.

Should it be 'our' or 'are'? Write in the correct word, or words, to complete each sentence.

9. We \_\_\_\_ going to the beach at the weekend.
10. When \_\_\_\_ they arriving?
11. We stayed at \_\_\_\_ cousin's house in the holidays.
12. Which blouse \_\_\_\_ you going to wear?
13. \_\_\_\_ grandma is a very good cook.
14. Can we go when we have put on \_\_\_\_ coats?
15. The cakes \_\_\_\_ in the spotty yellow tin.
16. How \_\_\_\_ \_\_\_\_ friends getting to the zoo tomorrow?



## Parsing a Sentence

- *nouns* - naming words (black)
- *adjectives* - describe nouns or pronouns (blue)
- *verbs* - doing words (red)
- *adverbs* - describe verbs (orange)
- *conjunctions* - joining words (purple)
- *prepositions* - explain the position of an object (green)
- *pronouns* - the little words that replace nouns eg I, he, she, it, you, we, they (pink)
- *articles* - the, a, an (light blue)

### Writing - Poetry

Write an acrostic poem for TERM FOUR.

Example -

**T**hink soon we will be in the classroom  
**E**nd of online learning, hopefully  
**R**emember your masks that is the task  
**M**um and Dad will be so happy to get rid of me

**F**irst day back I need to pack  
**O**ur teachers are waiting and are ready for debating  
**U**ntil that day  
**R**ead my poem








Success Criteria (student to complete):	Teacher Recognition (English)
<p><input type="radio"/> I have completed my spelling activities.</p> <p><input type="radio"/> I have completed my grammar activities.</p> <p><input type="radio"/> I have created an acrostic poem for Term Four.</p> <p><input type="radio"/> I have listened to the novel and completed the comprehension activity, making sure to use deep and surface level questions.</p>	<p><input type="radio"/></p>






## Mathematics - Number of the Day

*Number of the Day Google Classroom Video Available*

Today's numbers of the day are 83 and 444.

Choose one of these numbers. Draw and write everything you know about that number.



### Optional Online Challenge Activity

Google: Number of the day MathsStarters

Choose either a 3, 4 or 5 digit number. Write your answers to the questions here and then check your answers online.

Record the number here. My number is: \_\_\_\_\_

1.	
2.	7.
3.	8.
4.	9.
5.	10.
6.	

If you would like an extra challenge, you can visit this website and complete the Number Of The Day there.

[www.mathsstarters.net/numoftheday/](http://www.mathsstarters.net/numoftheday/)

### Mathletics -

Complete two Mathletics tasks set by your teacher.

Task 1: \_\_\_\_\_

Task 2: \_\_\_\_\_



# Timetables practice -

Practise your x2, x3 and x4 tables. Say them out loud as you go.

x2	x3	x4



# Holiday Time!



What time did the children get up?

---



What time did the children set off for the beach?

---



What time did the children stop at the service station for breakfast?

---



What time did the children arrive at the seaside?

---



Draw the hands on the clock to show when the children had fish and chips.



Draw the hands on the clock to show when the children built a sandcastle.



The clock shows when the children went paddling in the sea. They came out of the sea after 45 minutes. Draw the hands on the clock to show when they finished paddling.



The clock shows when the children began their journey home. It took 2 hours and 25 minutes to get home. Draw the hands on the clock to show when they got home.



<p>Success Criteria (student to complete):</p> <p><input type="radio"/> I have completed the Number of the Day activities.</p> <p><input type="radio"/> I have practised my timetables.</p> <p><input type="radio"/> I have completed two Mathematics tasks.</p> <p><input type="radio"/> I have completed the time activity.</p>	<p>Teacher Recognition (Mathematics):</p> <p><input type="radio"/></p>
---	--

## Drop Everything And Read (DEAR):

Read for 15 minutes. What did you Read? \_\_\_\_\_

## Visual Arts - Spring Tulips

Complete a directed drawing of "Spring Tulips".. Follow the instructions to create your own directed drawing of Spring Tulips.

<https://www.youtube.com/watch?v=W9VKhXW41-A>



**Upload your work to Google Classroom.**

<p>Success Criteria (student to complete):</p> <p><input type="radio"/> I have completed a waterfall artwork and uploaded my work to Google Classroom.</p>	<p>Teacher Recognition (Visual Arts):</p> <p><input type="radio"/></p>
--	--

I have completed today's work to the best of my ability.

Signed: \_\_\_\_\_

I am happy with the quality and the amount of work my child has completed today.

Signed: \_\_\_\_\_





A large empty rectangular box for drawing or writing.



# Tuesday 12.10.21



# **English**

## **Spelling -**

- Write your spelling list
- Complete the remainder of your spelling sheet.

## **Reading -**



Choose one option from the below reading activities

1. Login to Reading Eggspress and complete the assigned reading task.
  2. Read 2 chapters from a book you have at home
- Create 3 surface and 3 deep questions that you could ask someone based on your reading from today
  - If needed, review the [Google Classroom Demonstration](#) Surface and Deep Questions.








## Writing - Narrative




Planning Narrative Writing - read the below information and watch the [Google Classroom Demonstration Video on Planning Narrative Writing - Available Online](#)

Planning your writing is really important for any style of writing. There are many ways that you can plan your writing - there is no right or wrong way to do it. You could choose to do dot points, a mind-map or use a visual organiser such as the template below.

When you are planning your narrative it is really important that you plan for each part of the structure - the orientation, problem, series of events and resolution. Remember to include all of the 5 Ws for the orientation and to include at least 2-3 different events for the series of events.

Using the template provided on the next page and plan a narrative text for the following stimulus picture.

**Once you have completed the template - Upload your work to Google Classroom.**



**What:**

**Where:**

**Event:**

**Event:**

**Who:**

**When:**

**Why:**

**Event:**

**Problem:**

\_\_\_\_\_

**Title**

**Solution/End:**



Success Criteria (student to complete):	Teacher Recognition (English)
<ul style="list-style-type: none"><li data-bbox="147 285 610 348">○ I have written my spelling words and completed the spelling activity.</li> <li data-bbox="147 390 610 495">○ I have completed the reading activities and completed deep and surface questions.</li> <li data-bbox="147 537 610 600">○ I have viewed BTN and completed VIP's.</li> <li data-bbox="147 642 610 810">○ I have watched the narrative writing planning video and written a plan for the stimulus picture. I have also uploaded it to Google Classroom.</li></ul>	<ul style="list-style-type: none"><li data-bbox="618 285 1445 327">○</li></ul>



## Mathematics - Number of the Day

*Number of the Day Google Classroom Video Available*

Today's numbers of the day are 64 and 111.

Choose one of these numbers. Draw and write everything you know about that number.



### Optional Online Challenge Activity

Google: Number of the day MathsStarters

Choose either a 3, 4 or 5 digit number. Write your answers to the questions here and then check your answers online.

Record the number here. My number is: \_\_\_\_\_

1.	
2.	7.
3.	8.
4.	9.
5.	10.
6.	

If you would like an extra challenge, you can visit this website and complete the Number Of The Day there.

[www.mathsstarters.net/numoftheday/](http://www.mathsstarters.net/numoftheday/)

### Mathletics -

Complete two Mathletics tasks set by your teacher.

Task 1: \_\_\_\_\_

Task 2: \_\_\_\_\_



# Timetables practice -

Practise your x2, x3 and x4 tables. Say them out loud as you go.

x2	x3	x4



# Mixed operations

A	B	C	D	E	F	G	H	I	J	K	L	M
26	25	24	23	22	21	20	19	18	17	16	15	14

N	O	P	Q	R	S	T	U	V	W	X	Y	Z
13	12	11	10	9	8	7	6	5	4	3	2	1

	Answer	Letter
$72 \div 9$		
Half of 12		
$27 - 14$		
$100 - 81$		
Double 13		
$700 + 100$		

	Answer	Letter
$50 - 32$		
Half of 48		
$66 \div 3$		

	Answer	Letter
$55 + 5$		
$3 \times 6$		
$235 - 211$		
$130 \div 10$		
$36 \div 2$		
$4 \times 6$		
$75 + 3$		
$3 \times 5$		
$60 - 34$		
$78 - 65$		
$5 + 7 + 4$		
$\frac{2}{3}$ of 33		
$49 \div 7$		

	Answer	Letter
$99 - 91$		
$171 - 158$		
$60 \div 5$		
$108 + 12$		
$\frac{4}{5}$ of 20		
$7 + 8 + 7$		
$45 + 3$		

	Answer	Letter
$3 \times 7$		
$2 \times 9$		
$48 \div 6$		
$\frac{1}{2}$ of 38		
$3 \times 6$		
$39 \div 3$		
$100 \div 5$		
$63 \div 7$		
$84 \div 7$		
$92 \div 4$		





<p>Success Criteria (student to complete):</p> <p><input type="radio"/> I have completed the Number of the Day activities.</p> <p><input type="radio"/> I have practised my timetables.</p> <p><input type="radio"/> I have completed two Mathematics tasks.</p> <p><input type="radio"/> I have completed the mixed operation activity.</p>	<p>Teacher Recognition (Mathematics):</p> <p><input type="radio"/></p>
--	--

## Drop Everything And Read (DEAR):

Read for 15 minutes. What did you Read? \_\_\_\_\_

## Geography

Research and label the states, territories and capital cities of Australia. Colour in each state and territory in a different colour.

<p>Success Criteria (student to complete):</p> <p><input type="radio"/> I have completed DEAR</p> <p><input type="radio"/> I have completed geography activity</p>	<p>Teacher Recognition:</p> <p><input type="radio"/></p>
--	--

I have completed today's work to the best of my ability.

Signed: \_\_\_\_\_

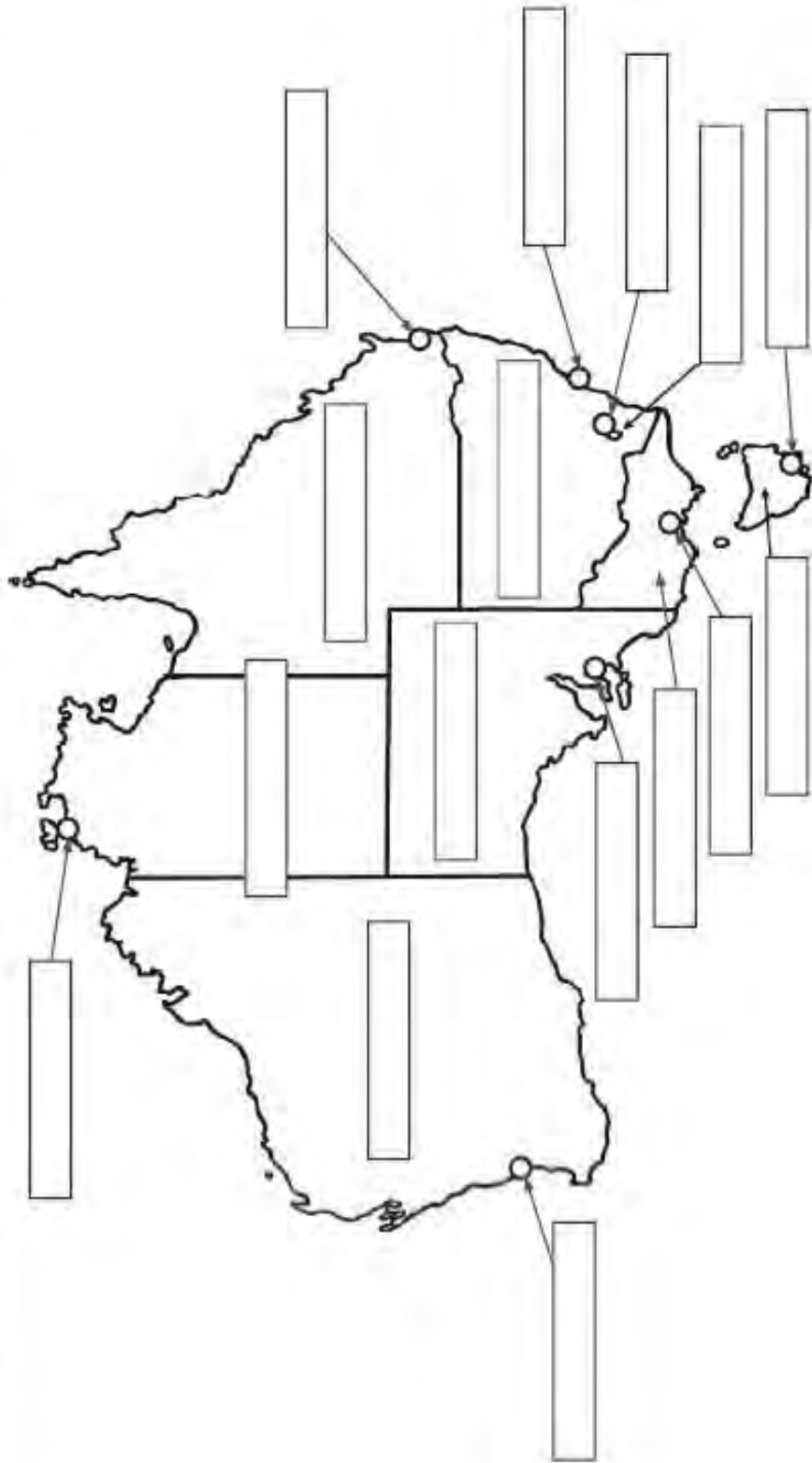
I am happy with the quality and the amount of work my child has completed today.

Signed: \_\_\_\_\_



# Australia's States and Territories

Have a look at the Australian map below. Use an atlas to help you label the states, territories and capital cities of Australia. Colour in each separate state and territory in a different colour.



# Wednesday 13.10.21



# English

## Spelling -

- Write your spelling list
- Use at least 10 of your words in interesting sentences. Write them as neatly as you can.




# Reading

## Stage Novel Ch 16

Watch a reading of The Lion, The Witch and The Wardrobe by CS Lewis.



Google Classroom reading available online.



## Comprehension Strategy

Surface and Deep questioning [Google Classroom Demonstration Available Online](#)



- Use this strategy to think of 3 surface and 3 deep questions that you could ask someone based on the Stage Novel - The Lion, The Witch and The Wardrobe reading from today








Using your writing plan that you completed yesterday, write your narrative for the stimulus picture. You should aim for your narrative to be at least 1 and a half pages long and include an orientation, problem, series of events, resolution and a coda. Include descriptive language, adjectives, adverbs and a wide vocabulary to make your writing more interesting.









<p>Success Criteria (student to complete):</p> <ul style="list-style-type: none"><li><input type="radio"/> I have completed my spelling activity. .</li> <li><input type="radio"/> I have listened to the novel and completed the comprehension activity, making sure to use deep and surface level questions.</li> <li><input type="radio"/> I have completed my narrative and edited my work.</li></ul>	<p>Teacher Recognition (English):</p> <ul style="list-style-type: none"><li><input type="radio"/></li></ul>
---	---



## Mathematics - Number of the Day

*Number of the Day Google Classroom Video Available*

Today's numbers of the day are 77 and 987.

Choose one of these numbers. Draw and write everything you know about that number.



### Optional Online Challenge Activity

Google: Number of the day MathsStarters

Choose either a 3, 4 or 5 digit number. Write your answers to the questions here and then check your answers online.

Record the number here. My number is: \_\_\_\_\_

1.	
2.	7.
3.	8.
4.	9.
5.	10.
6.	

If you would like an extra challenge, you can visit this website and complete the Number Of The Day there.

[www.mathsstarters.net/numoftheday/](http://www.mathsstarters.net/numoftheday/)

### Mathletics -

Complete two Mathletics tasks set by your teacher.

Task 1: \_\_\_\_\_

Task 2: \_\_\_\_\_



# Timetables practice -

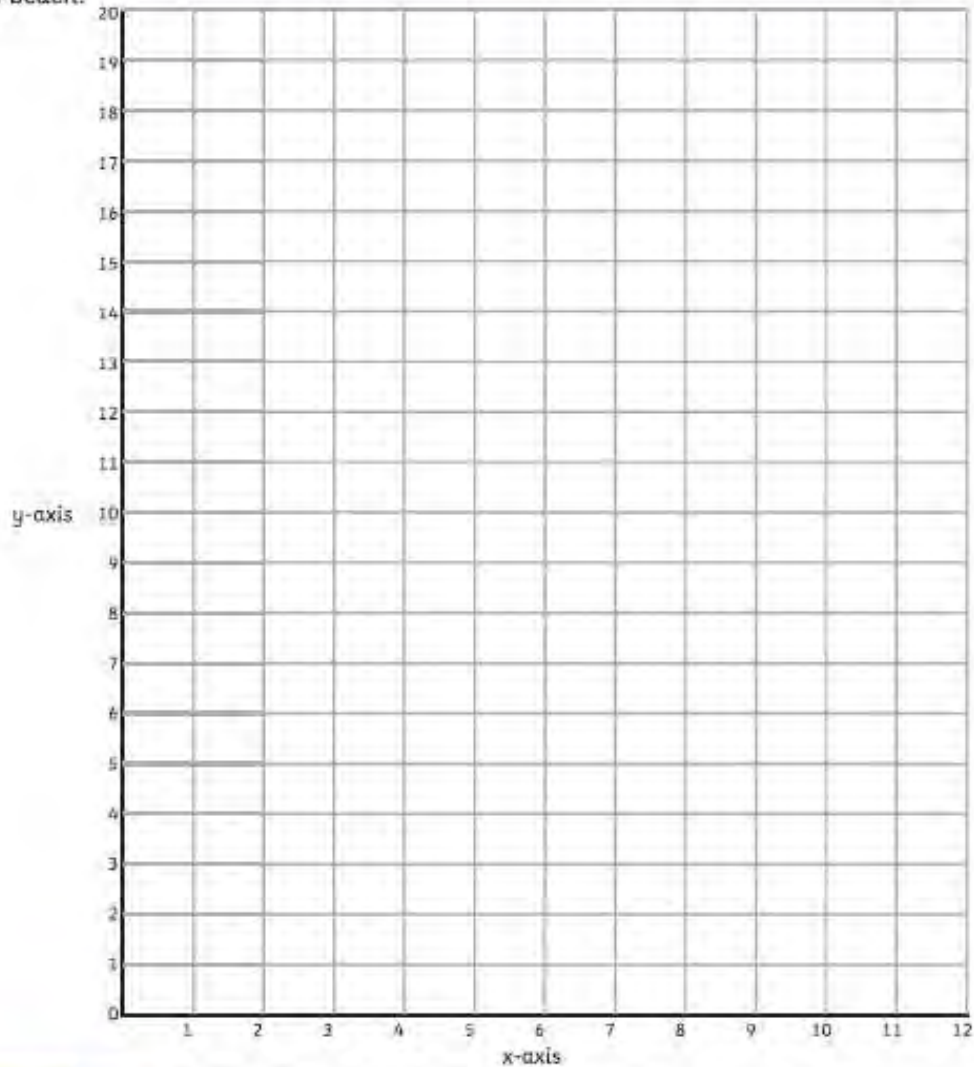
Practise your x2, x3 and x4 tables. Say them out loud as you go.

x2	x3	x4



## Coordinates Mystery Picture

Plot these coordinates on to the grid and join them together to draw a place to relax while on the beach.



Line 1:	(1, 15)	(6, 19)	(11, 15)	(1, 15)						
Line 2:	(1, 15)	(1, 4)	(11, 4)	(11, 15)						
Line 3:	(4, 4)	(4, 12)	(8, 12)	(8, 4)						
Line 4:	(2, 15)	(2, 4)	(3, 4)	(3, 15)						
Line 5:	(9, 15)	(9, 4)	(10, 4)	(10, 15)						
Line 6:	(4, 15)	(4, 12)	(5, 12)	(5, 15)	(6, 15)	(6, 12)	(7, 12)	(7, 15)	(8, 15)	(8, 12)
Line 7:	(6, 18)	(5, 17)	(6, 16)	(7, 17)	(6, 18)					



<p>Success Criteria (student to complete):</p> <ul style="list-style-type: none"><li><input type="radio"/> I have completed the Number of the Day activities.</li><li><input type="radio"/> I have practised my timetables.</li><li><input type="radio"/> I have completed two Mathematics tasks.</li><li><input type="radio"/> I have completed the coordinates activity.</li></ul>	<p>Teacher Recognition (Mathematics):</p> <ul style="list-style-type: none"><li><input type="radio"/></li></ul>
--	---

## Drop Everything And Read (DEAR):

Read for 15 minutes. What did you Read? \_\_\_\_\_



# STEM Activity

## Walking Paper Dog

STEM Activity

### Instructions



Cut out the paper dog.



Cut into the legs stopping at the body.



Fold the head and tail up and the legs down.



Steady your dog on the top of a ramp and let it walk down on its own.



### Activity:

Create a paper dog that can walk on its own.

### What do you notice happening?

The angles on the legs make the dog rock side to side, and gravity pulls the dog down the ramp.

If your dog is having trouble walking, what could you change?

Does the incline of your ramp need to change?

Does the friction on the ramp need to change?

Does the angle of the legs need to change?



# Cut out and get walking!







# Design your own dog!





Success Criteria (student to complete):  <input type="radio"/> I have completed DEAR  <input type="radio"/> I have completed the STEM activity	Teacher Recognition:  <input type="radio"/>
--	---

I have completed today's work to the best of my ability.

Signed: \_\_\_\_\_

I am happy with the quality and the amount of work my child has completed today.

Signed: \_\_\_\_\_



# Thursday 14.10.21



## English

**Spelling** - Have a family member test you. If this isn't possible write your list doing look, cover, write, check.

1.	10.
2.	11.
3.	12.
4.	13.
5.	14.
6.	15.
7.	16.
8.	17.
9.	18.

**Reading** - Choose one option from the below reading activities

Book title \_\_\_\_\_

1. Login to Reading Eggspress and complete the assigned reading task.
2. Read 2 chapters from a book you have at home

## Journal Writing -

Write a journal entry about your favourite present that you have ever received. Remember to include lots of detail and description. Use adjectives and interesting vocabulary.






<p>Success Criteria (student to complete):</p> <ul style="list-style-type: none"><li><input type="radio"/> I have completed all of my spelling activities and checked that my words are spelt correctly.</li><li><input type="radio"/> I have read 2 chapters of my book out or completed an activity on reading eggs.</li><li><input type="radio"/> I have completed my journal writing with at least 2 paragraphs and I have paid attention to spelling and punctuation.</li></ul>	<p>Teacher Recognition (English):</p> <ul style="list-style-type: none"><li><input type="radio"/></li></ul>
--	---





## Mathematics - Number of the Day

*Number of the Day Google Classroom Video Available*

Today's numbers of the day are 22 and 325.

Choose one of these numbers. Draw and write everything you know about that number.



### Optional Online Challenge Activity

Google: Number of the day MathsStarters

Choose either a 3, 4 or 5 digit number. Write your answers to the questions here and then check your answers online.

Record the number here. My number is: \_\_\_\_\_

1.	
2.	7.
3.	8.
4.	9.
5.	10.
6.	

If you would like an extra challenge, you can visit this website and complete the Number Of The Day there.

[www.mathsstarters.net/numoftheday/](http://www.mathsstarters.net/numoftheday/)

### Mathletics -

Complete two Mathletics tasks set by your teacher.

Task 1: \_\_\_\_\_

Task 2: \_\_\_\_\_



# Timetables practice -

Practise your x2, x3 and x4 tables. Say them out loud as you go.

x2	x3	x4



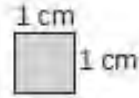
# Measurement and Geometry - area

## Area – square centimetres

An area is the amount of surface on a shape or object.

Small areas are measured in square centimetres.

We write this as  $\text{cm}^2$  for short.



1 Calculate the area of each of the following shapes by counting the square centimetres.\*



$\text{cm}^2$

$\text{cm}^2$

$\text{cm}^2$



$\text{cm}^2$

$\text{cm}^2$

$\text{cm}^2$




$\text{cm}^2$

$\text{cm}^2$

\*Not drawn to scale.

2 Using the grid paper below, create 4 different shapes that have an area of  $6 \text{ cm}^2$ .\*



\*Not drawn to scale.



<p>Success Criteria (student to complete):</p> <ul style="list-style-type: none"> <li><input type="radio"/> I have completed the Number of the Day activities.</li> <li><input type="radio"/> I have practised my timetables.</li> <li><input type="radio"/> I have completed two Mathematics tasks.</li> <li><input type="radio"/> I have completed the area activity.</li> </ul>	<p>Teacher Recognition (Mathematics):</p> <p><input type="radio"/></p>
--	--

## Drop Everything And Read (DEAR):

Read for 15 minutes. What did you Read? \_\_\_\_\_

## PDHPE

Upload your work to *Google Classroom*.



Look at each of the pictures and identify the possible danger in the picture and describe what you would do in this situation.

<p>Success Criteria (student to complete):</p> <ul style="list-style-type: none"> <li><input type="radio"/> I have completed the safety activity sheet.</li> </ul>	<p>Teacher Recognition:</p> <p><input type="radio"/></p>
--	--

I have completed today's work to the best of my ability.

Signed: \_\_\_\_\_

I am happy with the quality and the amount of work my child has completed today.

Signed: \_\_\_\_\_



# Staying Safe Scenario

Look at each picture and identify the dangerous or uncomfortable situation. Suggest strategies you may use to deal with the situation.



Situation:

---

---

---

Strategy:

---

---

---



Situation:

---

---

---

Strategy:

---

---

---



Situation:

---

---

---

Strategy:

---

---

---





Situation:

Strategy:



Situation:

Strategy:



Situation:

Strategy:





Situation:

Strategy:



## Fast Finishers

Can you find 10 differences between these 2 pictures?





# Shadow Drawing

This is so simple and so much fun!

All you need is a sunny day, a toy of your choice, a piece of paper and some pencils.

Simply put a piece of paper behind the toy where the shadow is cast and draw round it!

Here are some examples.



If you have some chalk, you could get your toys to cast a shadow on the concrete and draw around it. Or why not have your brother or sister cast their shadow and draw around them.

