

Year 4 - Waratah Unit

Monday 18/10/21 until Friday 22/10/21










Name: _____




Class: _____






Year 4 Weekly Learning Plan Waratah Unit – 18/10/2021-22/10/2021

	Monday – 18/10	Tuesday –19/10	Wednesday – 20/10	Thursday– 21/10	Friday– 22/10
Morning	<p>English</p> <p>Spelling</p> <p>This week’s focus is ‘Homophones’.</p> <ul style="list-style-type: none"> - Write your spelling list. - Complete 2 parts of your spelling sheet Google Classroom Demonstration Available Online  <p>Jolly Grammar </p> <p>This week’s focus is ‘Homophone Mix-Ups’ Google Classroom Demonstration Available Online</p> <ul style="list-style-type: none"> - Complete your Jolly Grammar sheet <p>Writing</p> <ul style="list-style-type: none"> - Read the introduction to writing comics and then complete comics activity. 	<p>English</p> <p>Spelling</p> <ul style="list-style-type: none"> - Write your spelling list - Complete the remainder of your spelling sheet <p>Reading</p> <p>Revise Sketch-to-Stretch video.</p> <p>Google Classroom Demonstration Available Online </p> <p>Choose one option from the below reading activities</p> <ol style="list-style-type: none"> 1. Login to Reading Eggspress complete the assigned reading task. 2. Read 2 chapters from a book you have at home <ul style="list-style-type: none"> - Complete Sketch-to-Stretch. <p>Viewing</p>	<p>English</p> <p>Spelling</p> <ul style="list-style-type: none"> - Write your spelling list - Use at least 10 of your words in interesting sentences. <p>Reading</p> <p>Revise Sketch-to-Stretch video.</p> <p>Google Classroom Demonstration Available Online </p> <p>Choose one option from the below reading activities</p> <ol style="list-style-type: none"> 1. Login to Reading Eggspress complete the assigned reading task. 2. Read 2 chapters from a book you have at home <ul style="list-style-type: none"> - Complete Sketch-to-Stretch. 	<p>English</p> <p>Spelling</p> <ul style="list-style-type: none"> - Have a family member test you. If this isn’t possible write your list doing look, cover, write, check. <p>Reading</p> <p>Read aloud 2 chapters from a book you have at home or login to Reading Eggspress and complete the assigned reading task.</p> <p>Writing</p> <p>Write your own superhero comic - include onomatopoeia, dialogue in speech bubbles and detail in your pictures.</p> <p> Upload your work to Google Classroom</p>	<p>English</p> <p>Spelling</p> <ul style="list-style-type: none"> - Complete spelling mistake activity <p>Reading</p> <p>Read aloud 2 chapters from a book you have at home or login to Reading Eggspress and complete the assigned reading task.</p> <ul style="list-style-type: none"> - Focus on volume and smooth reading. <p>Handwriting</p> <p>Rewatch the ‘an clockwise joins’ video.</p> <p>Google Classroom Demonstration Available Online </p> <ul style="list-style-type: none"> - Complete the handwriting activity. Upload your work to Google Classroom. 






	<p>Comprehension Strategy Watch the video on Sketch-to-Stretch Google Classroom Demonstration Available Online </p> <p>Reading - Stage Novel Ch17 </p> <p>The Lion, The Witch and the Wardrobe Google Classroom Reading Available Online</p> <p>- Use the comprehension strategy Sketch-to-Stretch to draw the most important events of today's chapter of The Lion, The Witch and The Wardrobe.</p>	<p>Watch a BTN Classroom episode of your choice. If you do not have access to this, look for a news article in the local paper. Create a VIP summary with at least 3 dot points per new story.</p> <p>Writing</p> <p>- Complete the onomatopoeia writing activity.</p>	<p>Writing</p> <p>- Using the 'Roll to Create Superhero Comic' activity sheet, write your own superhero comic.</p> <p> Upload your work to Google Classroom.</p>		<p>Writing</p> <p>Complete the writing activity. Write about what you are most looking forward to doing when you return back to school.</p>
--	---	---	--	--	--



Break					
Middle	<p>Mathema cs </p> <p>Number of the Day</p> <p><i>Number of the Day Google Classroom Video Available</i></p> <p>Pick one of the numbers listed. Draw and write everything you know about that number (you can use any operation you like), and answer the questions.</p> <p>Mathle cs</p> <p>Complete two Mathle cs tasks set for you by your classroom teacher.</p> <p>Times Tables Prac ce</p> <p>Prac ce your x5, x6 and x7 tables. Try saying them out loud also.</p> <p>Number and Algebra - Fractions</p> <p>Complete the fractions activity.</p>	<p>Mathema cs </p> <p>Number of the Day</p> <p><i>Number of the Day Google Classroom Video Available</i></p> <p>Pick one of the numbers listed. Draw and write everything you know about that number (you can use any operation you like), and answer the questions.</p> <p>Mathle cs</p> <p>Complete two Mathle cs tasks set for you by your classroom teacher.</p> <p>Times Tables Prac ce</p> <p>Prac ce your x8, x9 and x10 tables. Try saying them out loud also.</p> <p>Number and Algebra - Fractions</p> <p>Complete the fractions activity sheet.</p>	<p>Mathema cs</p> <p>Number of the Day</p> <p>Pick one of the numbers listed. Draw and write everything you know about that number (you can use any operation you like), and answer the questions.</p> <p>Mathle cs</p> <p>Complete two Mathle cs tasks set for you by your classroom teacher.</p> <p>Times Tables Prac ce</p> <p>Prac ce your x9, x11 and x12 tables. Try saying them out loud also.</p> <p>Measurement and Geometry - Area</p> <p>Complete the area - square centimetres activity.</p>	<p>Mathema cs</p> <p>Number of the Day</p> <p>Pick one of the numbers listed. Draw and write everything you know about that number (you can use any operation you like), and answer the questions.</p> <p>Mathle cs</p> <p>complete two Mathle cs tasks set for you by your classroom teacher.</p> <p>Times Tables Prac ce</p> <p>Prac ce your x4, x6 and x8 tables. Try saying them out loud also.</p> <p>Measurement and Geometry - area</p> <p>Complete the mass - kilograms and grams activity.</p>	<p>Mathema cs </p> <p>TEN Ac vity</p> <p><i>Google Classroom Demonstration Available Online</i></p> <p>Additions Squares</p> <p>Optional Number on the Day Challenge Activity</p> <p>Go to MathsStarter, choose a 3, 4, or 5 digit number and answer the questions for it.</p> <p>Times Tables Prac ce</p> <p>Prac ce your x2, x3 and x4 tables. Try saying them out loud also.</p> <p>Mathle cs</p> <p>Complete two Mathle cs tasks set for you by your classroom teacher.</p> <p>Number and Algebra- Division</p> <p>Complete the division wheels activity.</p>



Break					
Afternoon	<p>DEAR – Drop everything and read (15minutes)</p> <p></p> <p>Creative Arts YouTube Demonstration available</p> <p>Complete Underwater Self Portrait Artwork directed drawing</p> <p> Upload your work to Google Classroom.</p>	<p>DEAR – Drop everything and read (15minutes)</p> <p>Geography</p> <p>Research and complete the tables about the flora, fauna and bird emblems for each state and territory of Australia.</p> <p> Upload your work to Google Classroom.</p>	<p>DEAR – Drop everything and read (15minutes)</p> <p>PDH</p> <p>Complete the introductory water safety activities</p> <p>FITNESS CHALLENGE</p> <p>Complete Zoom Yoga with Miss Fry. (If you are unable to attend Yoga, complete Reading Eggs or Maths activities.)</p>	<p>DEAR – Drop everything and read (15minutes)</p> <p>Science</p> <p>Complete the Heat and Keeping Warm activities.</p>	<p>DEAR – Drop everything and read (15minutes)</p> <p>Sport</p> <p>Complete the Just Dance activity.</p>






Learning environment checklist

In setting up this space the following should be considered:

- Is the area free of distraction?
- Is there excessive noise in the area?
- Are there trip hazards in the area?
- Is the area exposed to direct glare or reflections?
- Does the area have sufficient power points available?
- Is equipment (extension cords etc.) in good, safe, working condition?
- Is there a proper desk and chair and other necessary equipment (light, stationery and devices)?
- Is the chair adjusted correctly?
 - Feet should be flat on the floor and knees bent at right angles with thighs parallel to the floor.
 - The chair backrest should support the lower back and allow your child to sit upright.
 - The chair should move freely and not be restricted by hazards such as mats and power cords.
 - Chair arm rests should be removed or lowered when typing.
- Is the computer adjusted correctly?
 - The screen should be positioned directly in front of your child.
 - The screen should be at a distance where your child can see clearly and easily without straining. The top of the screen should be slightly lower than eye level.
 - The keyboard should be positioned at a distance where elbows are close to your child's body and their shoulders should be relaxed.
 - The mouse should be placed directly next to the keyboard.
- Are their most frequently used items within easy reach from a seated position?



Monday 18.10.21



Daily Spelling

Monday	Tuesday	Wednesday	Thursday	Friday



Remember to check your spelling list daily

Spelling -

This week's focus is '-ist'.

1. Write your spelling list.


2. Watch the video on [Google Classroom Online](#), and complete 2 parts of your spelling sheet.



Spelling List 30

(-ist)

1. exist
2. resist
3. twist
4. insist
5. artist
6. consist
7. chemist
8. cyclist
9. florist
10. persist
11. soloist
12. specialist
13. guitarist
14. scientist
15. linguist
16. tourist
17. journalist
18. therapist



Find the words from the Spelling List. Look for words going down, as well as across.

f	e	y	c	h	e	m	e	x	u	i	m	g	c
l	x	t	o	u	r	g	t	j	a	r	t	u	y
o	i	n	s	i	s	t	o	f	t	w	i	s	c
r	s	j	o	u	r	n	a	l	i	s	t	w	l
i	t	c	l	t	h	e	r	o	s	o	l	o	i
l	r	o	o	q	t	f	a	r	t	i	s	t	s
i	k	n	i	c	h	e	m	i	s	t	i	g	t
n	n	s	s	r	e	s	i	s	t	w	u	p	s
g	u	i	t	a	r	i	s	t	z	i	n	e	p
u	u	s	e	s	a	w	i	s	t	s	c	r	e
i	r	t	m	u	p	r	c	y	c	t	a	s	c
s	s	p	e	c	i	a	l	i	s	t	t	i	i
t	l	i	n	g	s	c	i	e	n	t	i	s	t
z	g	u	i	t	t	o	u	r	i	s	t	t	h

Draw a picture for each of these people, showing the activities they perform.

harpist	scientist	canoelist	dentist	motorist
---------	-----------	-----------	---------	----------

Identify the subject, then parse the sentence and the verb.

The scientist is persisting with his dangerous experiment.

singular

1st person

past

simple

plural

2nd person

present

continuous

3rd person

future

Spelling Sheet 30 (2014)

8

Jolly Grammar -

This week's focus is - Phrases, Clauses and Sentences



Watch the video on [Google Classroom Online](#), and complete the sheet below.

Phrases, Clauses and Sentences

- ↳ phrase is a group of words that makes sense but does not have a verb with a subject.
- ↳ clause is a group of words that makes sense and has both a verb and a subject.
- ↳ independent clause is a clause that can also stand alone as a simple sentence.



Look at each group of words below. If there is a verb, underline it in red and put a box with a small 's' in the corner around the subject; then circle the word 'clause'. If there is no verb and subject, circle 'phrase'.

1. we are going to the restaurant
2. the old gnarled oak tree
3. when she was young
4. a large box of chocolates
5. under the mistletoe
6. they were digging up a fossil
7. while we waited outside
8. at the bottom of the box
9. although she was tired
10. he will write a sequel to the novel
11. the blacksmith's anvil
12. the lady with a hat
13. as he ran around the corner
14. inside the dark wardrobe
15. the cook was adding some basil to the stew

Look again at the clauses above, and put a star next to those that could also be sentences; they are called independent clauses. Choose one and write it down as a sentence, giving it a capital letter and full stop.

16. _____



Parsing a Sentence

- *nouns* - naming words (black)
- *adjectives* - describe nouns or pronouns (blue)
- *verbs* - doing words (red)
- *adverbs* - describe verbs (orange)
- *conjunctions* - joining words (purple)
- *prepositions* - explain the position of an object (green)
- *pronouns* - the little words that replace nouns eg I, he, she, it, you, we, they (pink)
- *articles* - the, a, an (light blue)

Writing - Comics

What is a comic?

- A comic is a text that combines pictures and words in a strip, or storyboard, sequence.
- Comics only have a few words compared to other texts.
- The words in comics are usually dialogue (talking) between characters and small connective phrases or words, such as "meanwhile" or "and then" or "two hours later" etc. are placed at the top left hand corner of a new box or across the outer edge of a box.
- Comics are read the same way as a 'normal' book - starting at the top of the page and reading from left to right.

What is the importance of the pictures in a comic?

- The pictures give the detail of the action in the story, they let the reader know what is happening, where it is happening, when it is happening, etc.
- Adding detail and colour to your pictures is a very important part of telling stories when creating Comics.

What are the language features for Comics?

- **Dialogue** between characters is written **inside of speech bubbles**. This changes the punctuation that we need to include because we **don't need to use speech marks** in comics.
- **Onomatopoeia** - words whose sound is very close to the sound they are meant to make. The pronunciation of these words is the actual sound/noise that they represent. For example - buzz, boom, bang, drip, slash, slurp, gurgle, woof, meow, snap, crunch, sizzle, fizz, grunt, thud, vroom, beep, etc.
- Onomatopoeia is often used in their own 'speech bubbles' in comics as an effect to engage the readers.
- Time connective words and phrases used to link parts of the story.



Activity - write a description of what is happening for each box of the following comic strips. Draw your own picture to finish the comic and write a description underneath.

Name _____

Date _____

Give this comic strip your own title: _____

Infer from the whole comic strip what is happening in each cell. Add a description and draw your own picture in the last cell.



READING





Name _____

Date _____

Give this comic strip your own title: _____

Infer from the whole comic strip what is happening in each cell. Add a description and draw your own picture in the last cell.




READING

Name _____

Date _____

Give this comic strip your own title: _____

Infer from the whole comic strip what is happening in each cell. Add a description and draw your own picture in the last cell.



Reading

Stage Novel Ch 17

Watch a reading of The Lion, The Witch and The Wardrobe by CS Lewis.



Google Classroom reading available online.



Comprehension Strategy

Sketch-to-Stretch [Google Classroom Demonstration Available Online](#)



- Use this strategy to sketch **the most important events** from the chapter or section of the chapter that you just read/viewed of the Stage Novel - The Lion, The Witch and The Wardrobe. **Remember** - you can pause the video at any time to work on your sketches before continuing the video.





<p>Success Criteria (student to complete):</p> <ul style="list-style-type: none"> . I have completed my spelling activities. I have completed my grammar activities. I have completed the comics writing activity. I have listened to the novel and completed the comprehension activity, making sure to sketch the most important parts of the chapter. 	<p>Teacher Recognition (English)</p>
--	--------------------------------------




Mathematics - Number of the Day

Number of the Day Google Classroom Video Available

Today's numbers of the day are 73 and 236.

Choose one of these numbers. Draw and write everything you know about that number.



Optional Online Challenge Activity

Google: Number of the day MathsStarters

Choose either a 3, 4 or 5 digit number. Write your answers to the questions here and then check your answers online.

Record the number here. My number is: _____

1.	
2.	7.
3.	8.
4.	9.
5.	10.
6.	

If you would like an extra challenge, you can visit this website and complete the Number Of The Day there.

www.mathsstarters.net/numoftheday/

Mathletics -

Complete two Mathletics tasks set by your teacher.

Task 1: _____

Task 2: _____



Timetables practice -

Practise your x5, x6 and x7 tables. Say them out loud as you go.

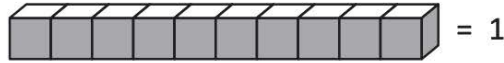
x5	x6	x7



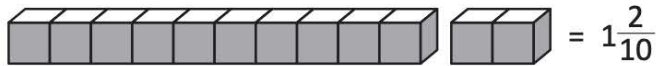
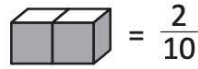
Number and Algebra - Fractions

Types of fractions – mixed numerals

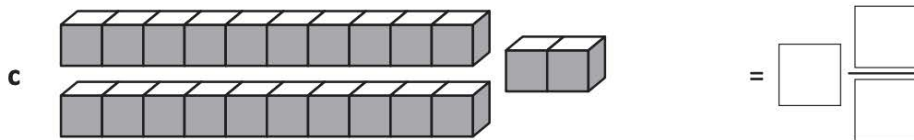
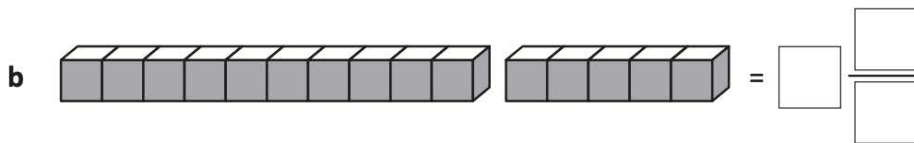
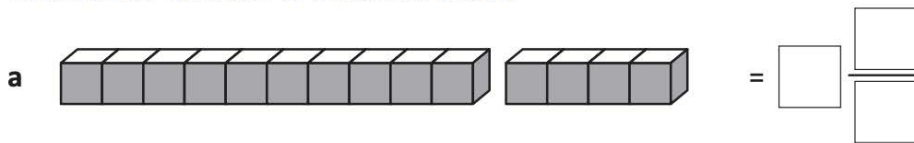
A mixed numeral is a whole number and a fraction. For example, say we connected 10 multilink cubes and named this as 1 whole.




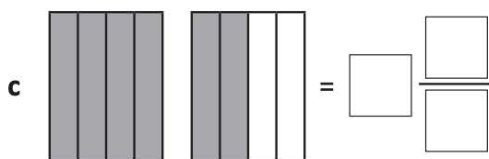
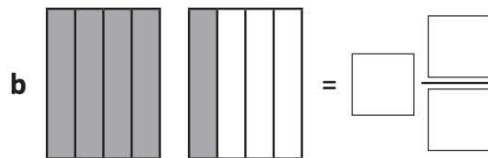
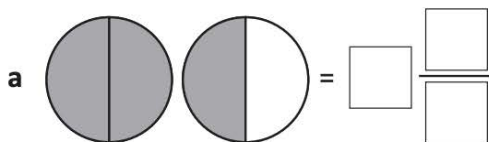
If we then picked up 2 more multilink cubes we have another 2 tenths.



- 1** In each of these problems, 10 multilink cubes represent 1 whole. Write the mixed numeral for each set of multilink cubes.



- 2** Write the mixed numerals that these fraction models are showing:



<p>Success Criteria (student to complete):</p> <p>I have completed the Number of the Day activities.</p> <p>I have practised my timetables.</p> <p>I have completed two Mathematics tasks.</p> <p>I have completed the fractions activity.</p>	<p>Teacher Recognition (Mathematics):</p>
--	---

Drop Everything And Read (DEAR):

Read for 15 minutes. What did you Read? _____

Visual Arts - Underwater Self Portrait



Complete a directed drawing of "Underwater Self Portrait". Follow the instructions to create your own directed drawing of underwater self portrait.

<https://www.youtube.com/watch?v=HrKJ9Mj0yGQ>



Upload your work to Google Classroom.

<p>Success Criteria (student to complete):</p> <p>I have completed an underwater self portrait and uploaded my work to Google Classroom.</p>	<p>Teacher Recognition (Visual Arts):</p>
--	---

I have completed today's work to the best of my ability.

Signed: _____

I am happy with the quality and the amount of work my child has completed today.

Signed: _____





A large, empty rectangular box with a black border, intended for students to draw their underwater self-portrait.



Tuesday 19.10.21



English

Spelling -

- Write your spelling list
- Complete the remainder of your spelling sheet.

Reading -



Choose one option from the below reading activities

1. Login to Reading Eggspress and complete the assigned reading task.
 2. Read 2 chapters from a book you have at home
- Create a sketch-to-stretch of the most important events that happened in those two chapters.
 - If needed, review the [Google Classroom Demonstration](#) Sketch-to-Stretch.



Writing - Narrative

Review yesterday's lesson on Comics by rereading the Comics Introduction.

Activity - Onomatopoeia - complete the table below by writing an 'onomatopoeia' word and then writing a short description of when that sound/noise could be heard. The first example has been done for you.

Vroom	When a car is racing around a track



Success Criteria (student to complete):	Teacher Recognition (English)
<p data-bbox="81 188 580 255">I have written my spelling words and completed the spelling activity.</p> <p data-bbox="81 300 580 389">I have completed the reading activities and completed a sketch-to-stretch.</p> <p data-bbox="81 434 580 501">I have viewed BTN and completed VIPs.</p> <p data-bbox="81 546 580 658">I have completed the onomatopoeia activity and I have also uploaded it to Google Classroom.</p>	




Mathematics - Number of the Day

Number of the Day Google Classroom Video Available

Today's numbers of the day are 40 and 196.

Choose one of these numbers. Draw and write everything you know about that number.



Optional Online Challenge Activity

Google: Number of the day MathsStarters

Choose either a 3, 4 or 5 digit number. Write your answers to the questions here and then check your answers online.

Record the number here. My number is: _____

1.	
2.	7.
3.	8.
4.	9.
5.	10.
6.	

If you would like an extra challenge, you can visit this website and complete the Number Of The Day there.

www.mathsstarters.net/numoftheday/

Mathletics -

Complete two Mathletics tasks set by your teacher.

Task 1: _____

Task 2: _____



Timetables practice -

Practise your x8, x9 and x10 tables. Say them out loud as you go.

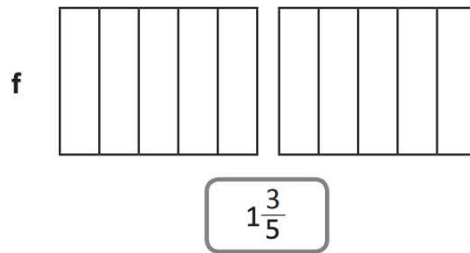
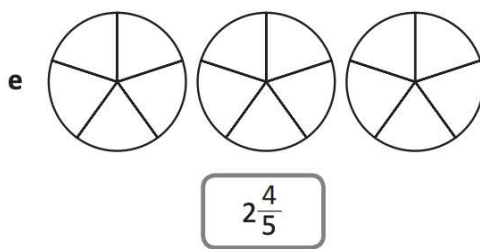
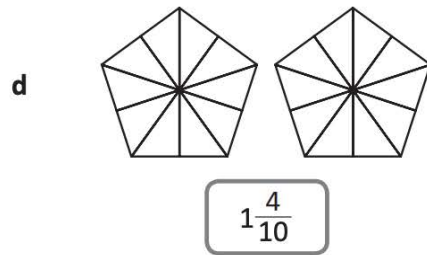
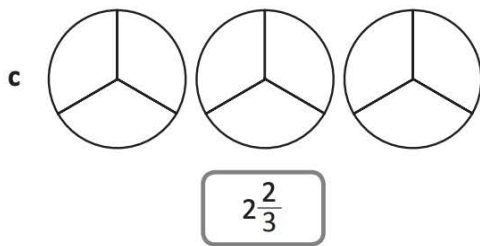
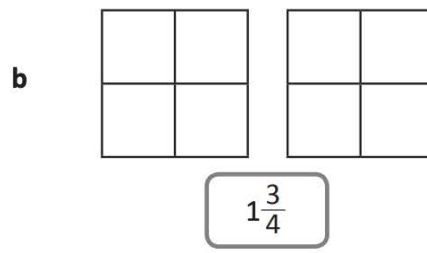
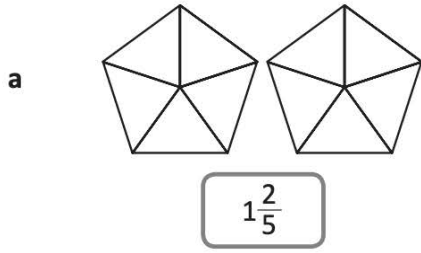
x8	x9	x10



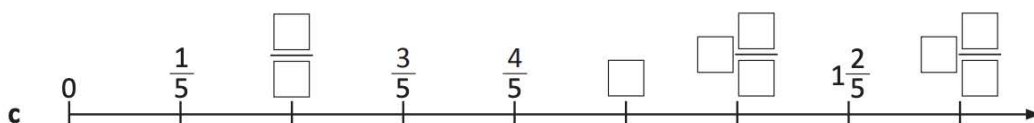
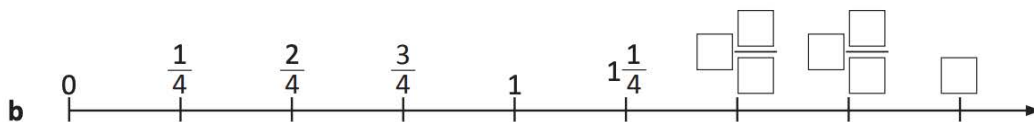
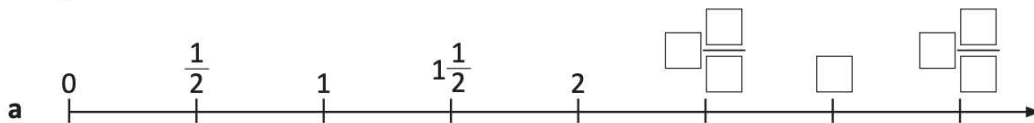
Number and Algebra - Fractions

Types of fractions – mixed numerals

3 Shade these fraction models to show the mixed numerals:



4 Complete these number lines:



<p>Success Criteria (student to complete):</p> <p>I have completed the Number of the Day activities.</p> <p>I have practised my timetables.</p> <p>I have completed two Mathematics tasks.</p> <p>I have completed the fractions activity.</p>	<p>Teacher Recognition (Mathematics):</p>
--	---

Drop Everything And Read (DEAR):

Read for 15 minutes. What did you Read? _____

Geography



Once you have completed the flora and fauna emblem sketches - Upload your work to Google Classroom.

Complete the below research table -

Each state and territory of Australia has its own floral (flower), fauna (animal) and bird emblem. Complete some research to find out each emblem. An emblem is an object that stands for or represents something. For example, a heart is an emblem of love.

	New South Wales	Queensland	Victoria	South Australia	Western Australia	Northern Territory	Tasmania	ACT
Floral	Waratah							
Fauna	Platypus							
Bird	Kookaburra							



Draw and colour a picture of a floral and fauna emblem from a state or territory of your choice.

Floral emblem	Fauna emblem

<p>Success Criteria (student to complete):</p> <p>I have completed DEAR</p> <p>I have completed research about the floral, fauna and bird emblems of each state and territory of Australia</p> <p>I have drawn pictures of a floral and fauna emblem from my chosen state(s)</p>	<p>Teacher Recognition:</p>
--	-----------------------------

I have completed today's work to the best of my ability.


Signed: _____

I am happy with the quality and the amount of work my child has completed today.

Signed: _____



Wednesday 20.10.21



Reading

Choose one option from the below reading activities

1. Login to Reading Eggspress and complete the assigned reading task.
2. Read 2 chapters from a book you have at home
 - Create a sketch-to-stretch of the most important events that happened in those two chapters.
 - If needed, review the [Google Classroom Demonstration Sketch-to-Stretch](#).





Writing a Comic

Comics can be about any subject at all, but they are often about superheroes and villains. Follow the instructions on the following page to create a plan for a comic that you are going to write. If you don't have dice at home, you can use *Google* to find an interactive dice or ask someone to choose a number between 1-6 when needed.







Once you have your plan for your comic, use the template on the next page to create your comic. Remember to include onomatopoeia, time connective words, dialogue between characters in speech bubbles (you can add more of your own) and to include detail and colour in your pictures.



ROLL TO CREATE

A SUPERHERO COMIC

1. Roll the dice. Find the row that matches the number rolled on the chart.
2. See which Superhero is in the '1st Roll' column. Record this at the bottom of the page.
3. Roll the dice again. Repeat the process from your previous turn, this time looking in the '2nd Roll' column. Add the Superpower to the bottom of the page.
4. Continue the process until you have rolled the dice five times and added all the features needed for your comic.
5. Write your comic.


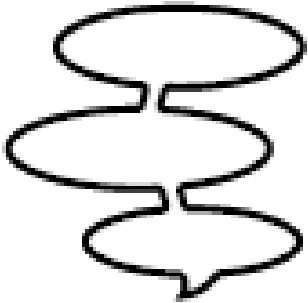




	1st Roll	2nd Roll	3rd Roll	4th Roll	5th Roll
	Superhero	Superpower	Time	Place	Complication
	Super Racer	reading	one gloomy morning	a tropical island	a person has gone missing
	Storm Maker	invisibility	at midnight	a school	a page is missing from a library book
	Secret Reader	superhuman strength	long ago	an old library	an important item is lost
	Captain Bubbles	mind-reading	on a stormy night	a tree house	there is no water left in town
	Miss Invisible	flying	early one morning	a small cottage	lost in a maze
	Undercover Clue Master	breathing underwater	in the middle of the night	a shopping centre	a mysterious item is found in the school playground

My Comic Features:

Superhero: _____ Superpower: _____

Time: _____ Place: _____

Complication: _____

<p>IN THE BEGINNING...</p> 		
<p>AND THEN...</p>		
		 <p>THE END</p>

Success Criteria (student to complete):

I have completed my spelling activity. .

I have completed the reading activities and completed a sketch-to-stretch.

I have used dice to create my plan for my comic strip.

I have written a comic using the comic strip template and uploaded my work to Google Classroom.

Teacher Recognition (English):




Mathematics - Number of the Day

Number of the Day Google Classroom Video Available

Today's numbers of the day are 62 and 885.

Choose one of these numbers. Draw and write everything you know about that number.



Optional Online Challenge Activity

Google: Number of the day MathsStarters

Choose either a 3, 4 or 5 digit number. Write your answers to the questions here and then check your answers online.

Record the number here. My number is: _____

1.	
2.	7.
3.	8.
4.	9.
5.	10.
6.	

If you would like an extra challenge, you can visit this website and complete the Number Of The Day there.

www.mathsstarters.net/numoftheday/

Mathletics -

Complete two Mathletics tasks set by your teacher.

Task 1: _____

Task 2: _____



Timetables practice -

Practise your x9, x11 and x12 tables. Say them out loud as you go.

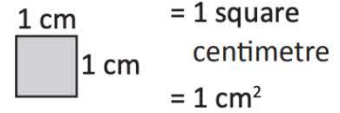
x9	x11	x12



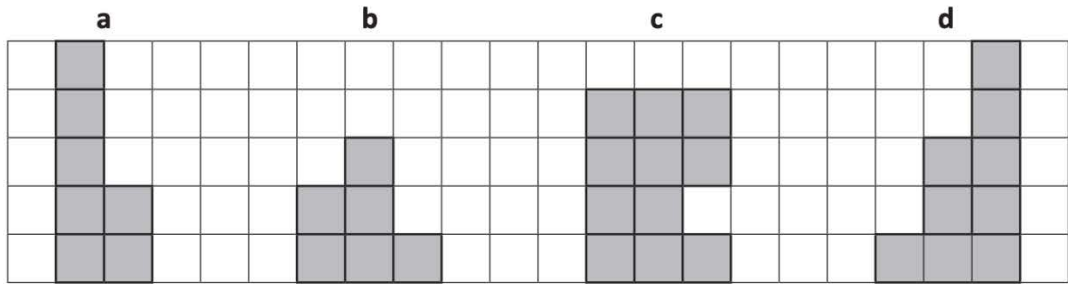
Measurement and Geometry - Area - square centimetres

Area – square centimetres

Area is the amount of space a shape covers. It is a 2D measurement. We measure area in square units. For small areas, we use square centimetres.



- 1** Each square covers an area of 1 square centimetre (1 cm²). Record the area of each shape:



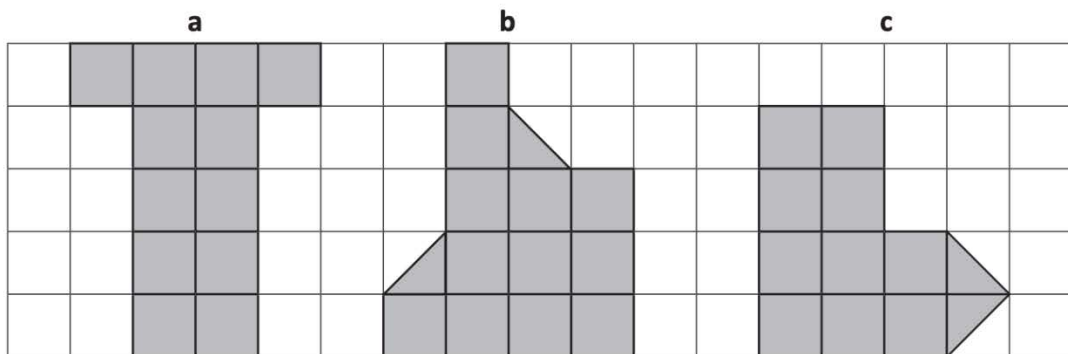
Area = ____ cm²

Area = ____ cm²

Area = ____ cm²

Area = ____ cm²

- 2** Find the area of these irregular shapes. Use the 1 cm grid paper as your guide:



Area = ____ cm²

Area = ____ cm²

Area = ____ cm²



<p>Success Criteria (student to complete):</p> <p>I have completed the Number of the Day activities.</p> <p>I have practised my timetables.</p> <p>I have completed two Mathematics tasks.</p> <p>I have completed the area activity.</p>	<p>Teacher Recognition (Mathematics):</p>
---	---

Drop Everything And Read (DEAR):

Read for 15 minutes. What did you Read? _____

PDHPE - Water Safety

Complete the following introductory water safety activities.



I can swim at...

My ideas:



Swimming- Now and Then



Bondi Beach, Sydney, N.S.W.



What is the same and what has changed?



Being safe at the Beach.

Look for the Signs!

Water Safety Signs

Safety signs warn us of dangers you can't always see.
Draw a line to match the problem with the correct sign that will help you.

My friend has cut his finger.
Where can I find first aid?



I want to go swimming.
How will I know which is the deep end?



Emergency! I need help.
Someone is hurt badly.
Where can I find a phone to call 000?



I want to go surfing.
How will I know if I can?



We arrive at the beach.
Where can we swim at the beach safely?



The Dangers of Swimming



As we approach the end of the year and hopefully some water fun time, check out the below BTN story.

[Drownings - Classroom - BTN](#)

Abc.net.au

Let's stay safe in and around the water CGPS!



<p>Success Criteria (student to complete):</p> <p>I have completed the water safety activity.</p> <p>I participated in Family Yoga with Miss Fry.</p>	<p>Teacher Recognition:</p>
---	-----------------------------

I have completed today's work to the best of my ability.

Signed: _____

I am happy with the quality and the amount of work my child has completed today.

Signed: _____



Thursday 21.10.21



English

Spelling - Have a family member test you. If this isn't possible write your list doing look, cover, write, check.

1.	10.
2.	11.
3.	12.
4.	13.
5.	14.
6.	15.
7.	16.
8.	17.
9.	18.

Reading - Choose one option from the below reading activities

Book title _____

1. Login to Reading Eggspress and complete the assigned reading task.
2. Read 2 chapters from a book you have at home



Writing -


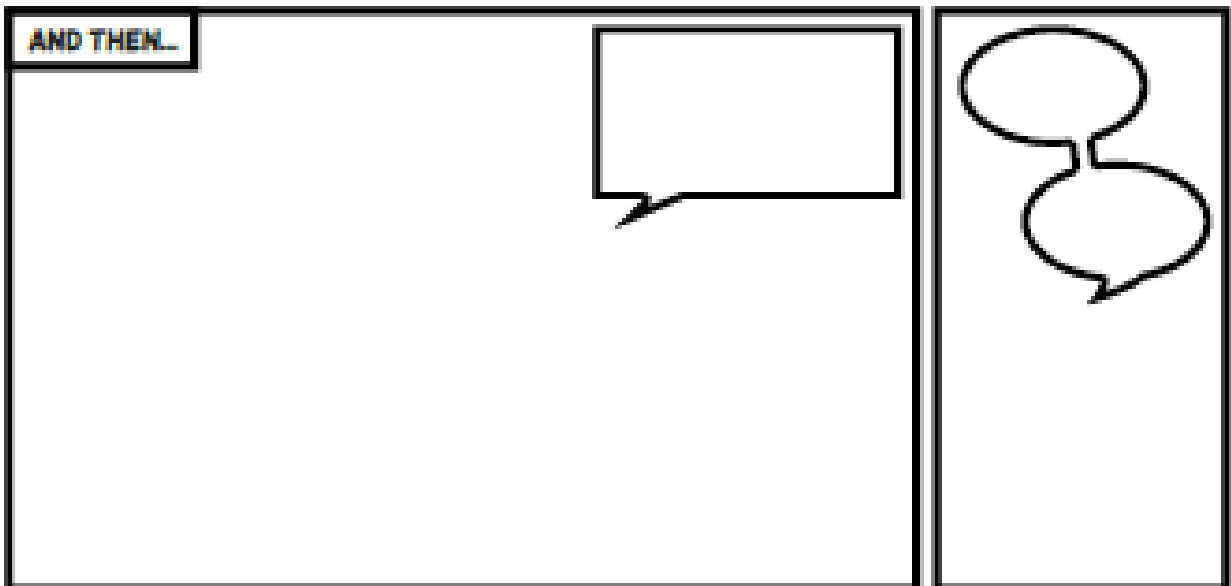
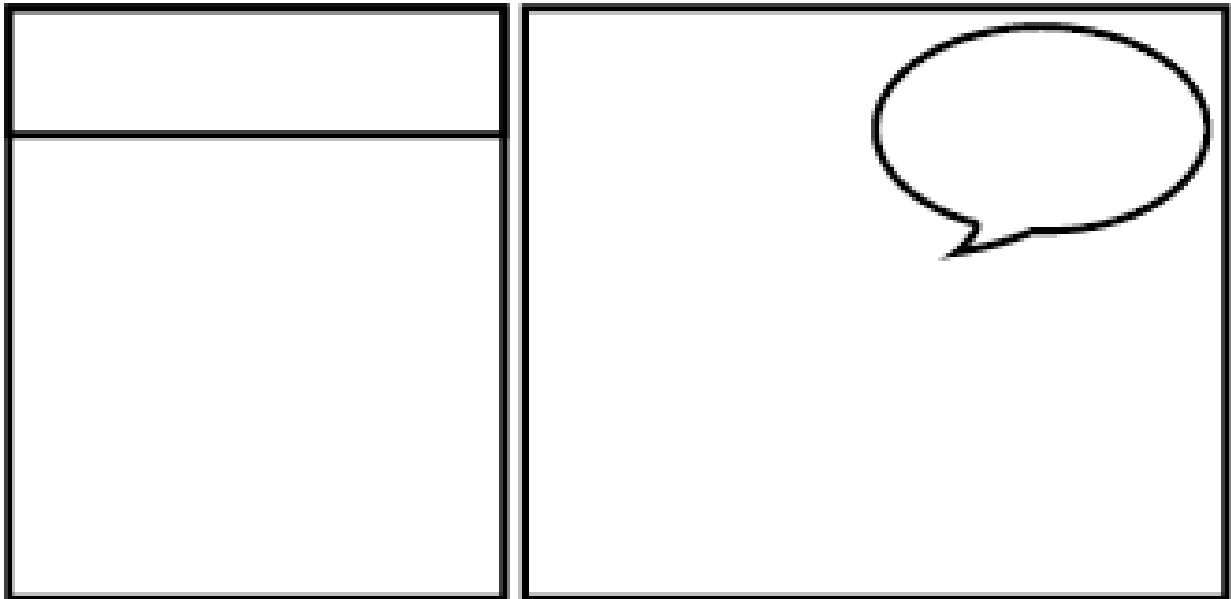
Writing a Comic **Upload your work to Google Classroom**



Today you are going to write your own superhero comic using the template on the following page. Use the space at the bottom of this page to plan your comic - characters, problem, superpowers, etc.

Don't forget to include onomatopoeia, time connective words, dialogue between characters in speech bubbles (you can add more of your own) and to include detail and colour in your pictures.





Success Criteria (student to complete):

I have completed all of my spelling activities and checked that my words are spelt correctly.

I have read 2 chapters of my book out or completed an activity on reading eggs.

I have written my own superhero comic and have included onomatopoeia, dialogue in speech bubbles and detail in my pictures.

Teacher Recognition (English):




Mathematics - Number of the Day

Number of the Day Google Classroom Video Available

Today's numbers of the day are 67 and 818.

Choose one of these numbers. Draw and write everything you know about that number.



Optional Online Challenge Activity

Google: Number of the day MathsStarters

Choose either a 3, 4 or 5 digit number. Write your answers to the questions here and then check your answers online.

Record the number here. My number is: _____

1.	
2.	7.
3.	8.
4.	9.
5.	10.
6.	

If you would like an extra challenge, you can visit this website and complete the Number Of The Day there.

www.mathsstarters.net/numoftheday/

Mathletics -

Complete two Mathletics tasks set by your teacher.

Task 1: _____

Task 2: _____



Timetables practice -

Practise your x4, x6 and x8 tables. Say them out loud as you go.

x4	x6	x8



Measurement and Geometry - Mass - kilograms and grams

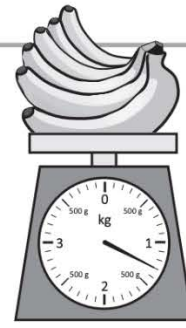
Mass – kilograms and grams

We measure mass in kilograms and grams. We use grams to measure smaller units of mass and kilograms for larger items.

$$1\ 000\ \text{grams} = 1\ \text{kilogram}$$

$$1\ 000\ \text{g} = 1\ \text{kg}$$

Sometimes, mass can be in both kg and g. These bananas weigh more than 1 kg. They weigh 1 300 g or 1 kg and 300 g.



1 Write the mass of each of the following in kilograms and grams.

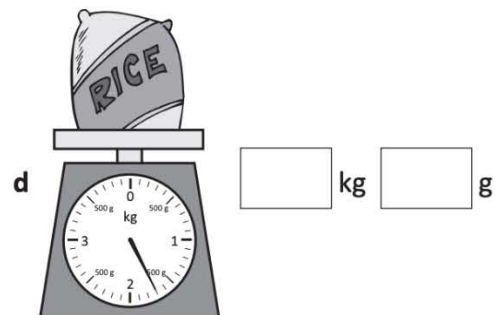
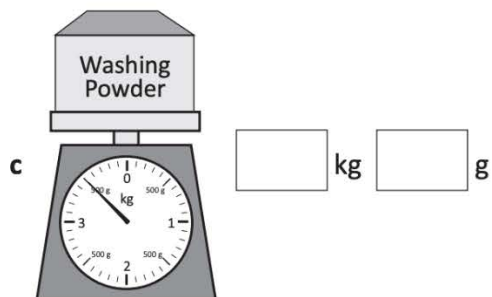
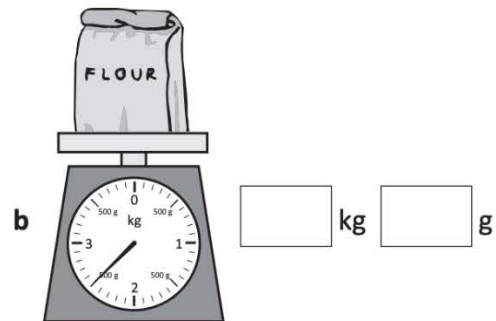
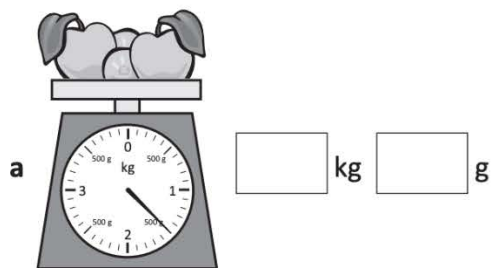
a 1 500 grams = kg g

b 2 100 grams = kg g

c 1 600 grams = kg g

d 3 250 grams = kg g

2 These items weigh more than 1 kg. Write the mass of each in kilograms and grams:



<p>Success Criteria (student to complete):</p> <p>I have completed the Number of the Day activities.</p> <p>I have practised my timetables.</p> <p>I have completed two Mathematics tasks.</p> <p>I have completed the mass - grams activity.</p>	<p>Teacher Recognition (Mathematics):</p>
---	---

Drop Everything And Read (DEAR):

Read for 15 minutes. What did you Read? _____

Science - The Heat is On

Learning goal: To elicit students' current knowledge and understanding about heat and keeping warm.

1. Watch the following video 'Emperor Penguins Huddle for Warmth' and answer the following questions. <https://www.youtube.com/watch?v=OL7O5O7U4Gs&t=23s>

What is the weather like during the Antarctic winter?


How do you think the penguins might be feeling? _____

What strategies do the penguins use to keep warm? _____

Think of a time when you felt very cold, what did you do to warm yourself up?



We are going to create an ideas map on: Ways to keep warm



Here are some ideas to write in the bubbles: - **Move your body** - **Eat something warm**
- **Put warm clothes on** - **Stand near something warm**
Try and think of at least 3 examples for each bubble .

Why do people need heat?

How do you think a blanket keeps you warm?

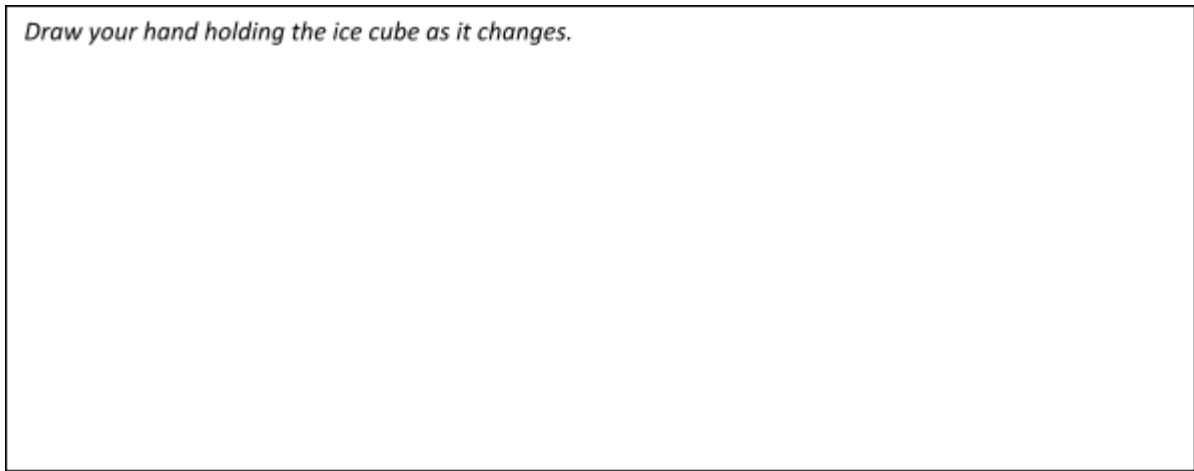


Hands on investigation task: How does heat move?

You will need: an ice cube and a towel

1. Hold an ice cube in your hand for 5 minutes and observe (look) and feel what happens.
2. Dry your hand and touch your face. How does your hand feel?
3. Draw a picture of what you did and explain what you think happened. What caused it?
I've given you some sentence starters to help you out.

Draw your hand holding the ice cube as it changes.



The ice cube melted because _____

My hand was cold afterwards because _____

<p>Success Criteria (student to complete):</p> <p><input checked="" type="checkbox"/> I have completed DEAR</p> <p><input type="checkbox"/> I have completed the Science activity on heat and keeping warm</p>	<p>Teacher Recognition:</p>
--	-----------------------------

I have completed today's work to the best of my ability.

Signed: _____

I am happy with the quality and the amount of work my child has completed today.

Signed: _____



Friday 22.10.21



Year 3 and 4 Correct the Spelling Mistake (2)

The spelling mistakes in these sentences have been circled. Write the correct spelling for each circled word in the box.

1. At the end of a centense you need a full stop.
2. I bought a dres and it was yellow.
3. My pupy dog is called Nancy.
4. The cute little cat has a fully whyt tail.
5. My sister likes to eet fish.
6. I could hear the baby criing.
7. My little sister is very plaiful.
8. The bird flu past the window very quickly

Each sentence below has one word that is incorrect. Write the correct spelling of the word in the box.

1. My sister went surfing on the weekend
2. Did you sea the size of the watermelon at the supermarket?
3. The krab crawled along the sand.
4. The flour had very bright petals.
5. My favourite meal is sweet and sower chicken.
6. The kangaroo is the national simbol of Australia.
7. The lyon was walking around slowly among the birds.
8. My favourite animal is a possom.



Reading -

Read 2 chapters from a book you have at home or from the Reading Eggs library.

Book title _____

- Read these next chapters of your book out loud to a family member.
- Think about volume and smooth reading.

Crunch, Sip and Story.



Listen to Mrs Ivimey's Crunch and Sip reading and answer her question on [Google Classroom](#)
Available On Google Classroom

Handwriting - Upload your work to Google Classroom.



- Rewatch the video demonstrating diagonal joins for handwriting.

Google Classroom Demonstration Available Online

- Complete the handwriting work by copying the text inside the box - **Xbox, Xbox - A Love Poem** (by Kenn Nesbitt).

Practise your anticlockwise retraces. Rewrite as much as you can of the information below.

Xbox, Xbox, you're the one for me. I also love my 3DS and my Nintendo Wii. GameCube, GameBoy, Apple iPod Touch. I never thought that I would ever be in love this much. Pac-Man, Sonic, Mario and Link. Your names are etched inside my mind in everlasting ink. Run, jump, flip, hang, double-jump and climb. That's all I want to do with every second of my time. This is true love. Yes, it's plain to see. Xbox, Xbox, will you marry me?



Handwriting practice lines consisting of multiple sets of three horizontal lines: a solid top line, a dashed middle line, and a solid bottom line.




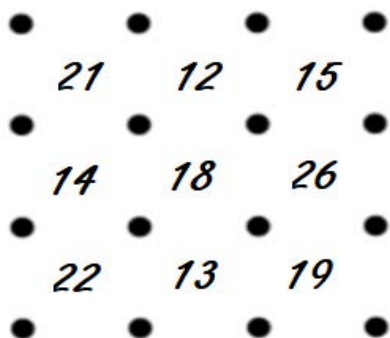
Success Criteria (student to complete):	Teacher Recognition (English)
<p>I have completed my spelling activity.</p>	
<p>I have completed the reading activities, making sure that I have read aloud clearly, fluently and with expression.</p>	
<p>I have completed my handwriting activity, paying attention to drop in joins.</p>	
<p>I have completed my writing with at least 2 paragraphs and I have paid attention to spelling and punctuation.</p>	



Mathematics - Addition Squares

This week you are going to play the game Addition Squares. We have set up the first game board for you. You will need two different coloured pencils. If you don't have someone to play against you, just play colour teams. Each team connects two dots to make one side of a box or square. The team that draws the last side of the box has captured that square and lightly shades it their colour. When all the squares have been captured each team adds up their squares to see who has the most.

You can pick your own numbers for the other three games. If you want to challenge yourself try writing 3 digit or decimal numbers in the squares.



Optional Online Challenge Activity:

Google: Number of the day MathsStarters www.mathsstarters.net/numoftheday/

Choose either a 3, 4 or 5 digit number. Write your answers to the questions here and then check your answers online.

Record the number here. My number is: _____



1.	
2.	7.
3.	8.
4.	9.
5.	10.
6.	

Times tables practice -

Practise your x2, x3 and x4 tables. Say them out loud as you go.

x2	x3	x4

Mathletics -

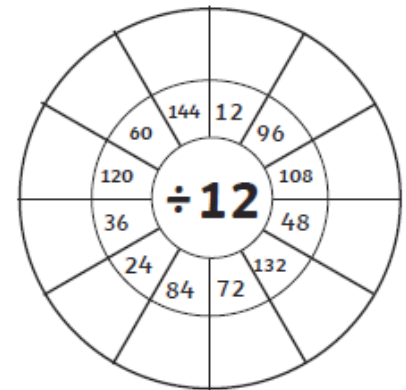
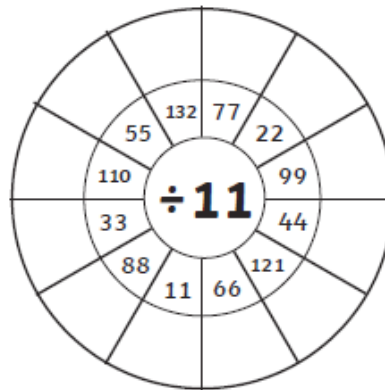
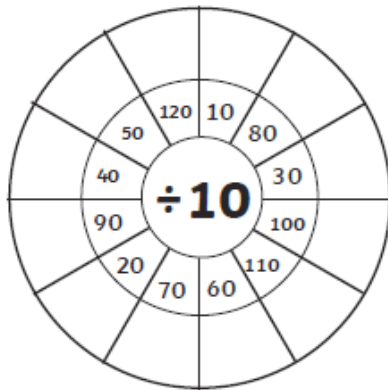
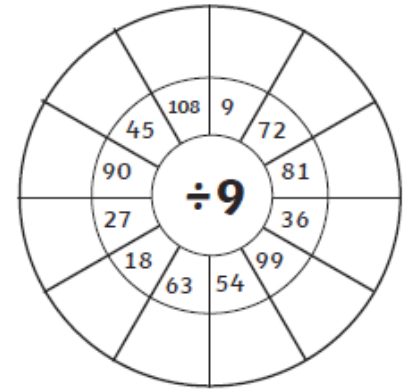
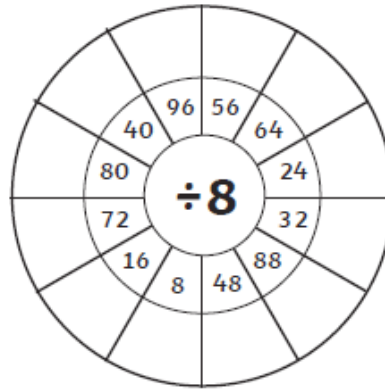
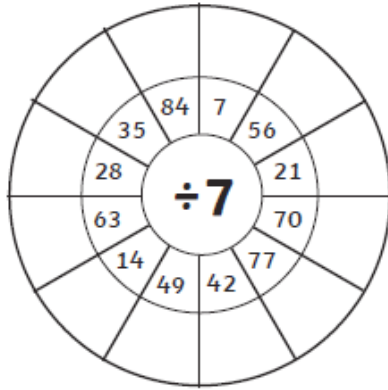
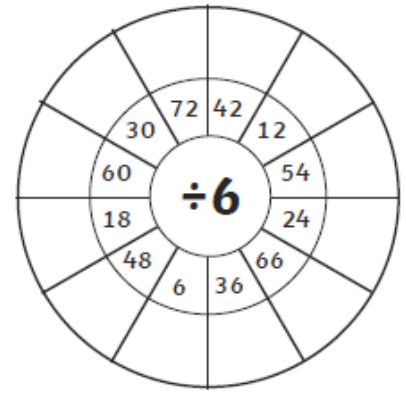
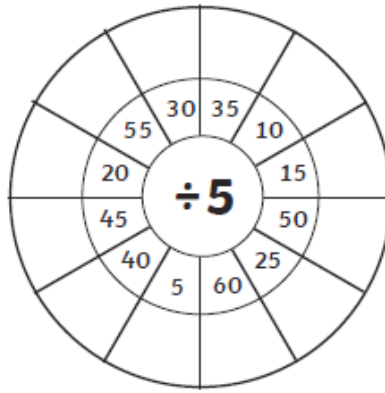
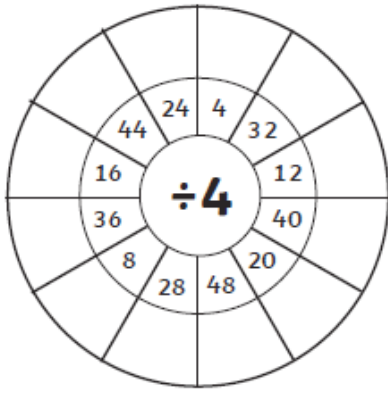
Complete two Mathletics tasks set by your teacher.

Task 1: _____

Task 2: _____



Number and Algebra - Division



Success Criteria (student to complete):

I have completed the Addition Squares games

I have practised my times tables.

I have completed two Mathletics tasks.

I have completed the division wheels activity

Teacher Recognition (Mathematics):



Drop Everything And Read (DEAR):

Read for 15 minutes. What did you Read? _____

Sport-

Using Youtube complete 4 different 'Just Dance' dances and list the 4 dances you have completed.

Dance 1: _____

Dance 2: _____

Dance 3: _____

Dance 4: _____



<p>Success Criteria (student to complete):</p> <p>I have completed 20 minutes of Dancing.</p>	<p>Teacher Recognition:</p>
---	-----------------------------

I have completed today's work to the best of my ability.

Signed: _____

I am happy with the quality and the amount of work my child has completed today.

Signed: _____



Fast Finishers

Mystery Colour By Number

6

3	3	3	14	3	3	3	3	1	10	13	1	13	12	7	3
9	9	13	9	13	9	13	9	13	10	1	6	7	7	6	1
3	3	1	1	3	1	1	1	1	4	13	13	12	13	12	7
9	13	2	13	13	2	13	14	13	10	10	1	6	6	1	6
3	1	8	8	1	8	5	5	10	13	4	13	13	12	13	7
13	2	13	2	2	13	2	1	14	7	7	10	1	1	6	1
1	8	7	7	8	7	5	14	14	5	13	4	3	7	12	7
2	13	9	13	13	14	7	8	13	14	7	7	7	9	1	1
8	7	3	3	7	5	13	13	2	7	5	13	3	3	7	3
13	9	11	9	13	7	9	7	13	13	7	9	11	5	9	11
7	3	14	14	3	3	3	3	3	3	3	5	11	14	3	14
9	11	2	11	9	11	11	9	9	9	11	2	2	11	11	2
3	14	8	8	14	5	5	5	5	5	5	8	8	8	14	8
11	2	10	2	11	8	8	11	11	11	11	2	10	10	2	2
14	8	4	4	4	8	2	2	2	2	2	8	4	4	4	8

6

- Colour each number with the colour listed to find the mystery word.
- | | | | | | | |
|------------|---------------|----------------|------------|----------------|-----------------|-------------|
| 1 - yellow | 3 - orange | 5 - light blue | 7 - yellow | 9 - orange | 11 - light blue | 13 - yellow |
| 2 - green | 4 - dark blue | 6 - purple | 8 - green | 10 - dark blue | 12 - purple | 14 - light |



Lucky Stars

Watch the video and make some lucky stars.

<https://www.youtube.com/watch?v=8SG6e7bIVS8>



You can just use plain paper and colour them in when you're done.

How many can you make?

