

Year 4 - Grevillea Unit

Part B - Monday 11/10/21 until Friday 15/10/21



Name: _____

Class: _____



Year 4 Weekly Learning Plan Grevillea Unit B – 11/10/2021-15/10/2021












Monday – 11/10

Tuesday –12/10



Wednesday – 13/10

Thursday– 14/10

Friday– 15/10

<p>English Spelling</p> <p>This week's focus is 'ent'. - Write your spelling list. - Complete 2 parts of your spelling sheet Google Classroom Demonstration Available Online </p> <p>Jolly Grammar  This week's focus is 'Noun Phrases' Google Classroom Demonstration Available Online</p> <p>- Complete your Jolly Grammar sheet</p> <p>Writing</p> <p>- Complete acrostic poetry activity</p>	<p>English Spelling</p> <p>- Write your spelling list - Complete the remainder of your spelling sheet</p> <p>Reading</p> <p>Revise Deep and Surface Questions video. Google Classroom Demonstration Available Online </p> <p>Choose one option from the below reading activities</p> <ol style="list-style-type: none"> 1. Login to Reading Eggspress complete the assigned reading task. 2. Read 2 chapters from a book you have at home <p>- Complete questions activity.</p>	<p>English Spelling</p> <p>- Write your spelling list - Use at least 10 of your words in interesting sentences.</p> <p>Reading - Stage Novel Ch 16 The Lion, The Witch and the Wardrobe Google Classroom Reading Available Online </p> <p>Comprehension Strategy Deep and Surface Questions Google Classroom Demonstration Available Online </p> <p>- Use the comprehension strategy The Deep and Surface Questions to form better ideas of what is happening in the text.</p>	<p>English Spelling</p> <p>-Have a family member test you. If this isn't possible write your list doing look, cover, write, check.</p> <p>Reading</p> <p>Read aloud 2 chapters from a book you have at home or login to Reading Eggspress and complete the assigned reading task.</p> <p>- Focus on volume and smooth reading.</p> <p>Handwriting</p> <p>Watch the 'anticlockwise joins' video. Google Classroom Demonstration Available Online </p> <p>- Complete the handwriting activity. Upload your work to Google Classroom. </p>
<p>English Spelling</p> <p>- Write your spelling list - Use at least 10 of your words in interesting sentences.</p> <p>Reading - Stage Novel Ch 16 The Lion, The Witch and the Wardrobe Google Classroom Reading Available Online </p> <p>Comprehension Strategy Deep and Surface Questions Google Classroom Demonstration Available Online </p> <p>- Use the comprehension strategy The Deep and Surface Questions to form better ideas of what is happening in the text.</p>	<p>English Spelling</p> <p>-Have a family member test you. If this isn't possible write your list doing look, cover, write, check.</p> <p>Reading</p> <p>Read aloud 2 chapters from a book you have at home or login to Reading Eggspress and complete the assigned reading task.</p> <p>Journal Writing</p> <p>Write a journal entry about your favourite holiday or day out with your family or friends.</p> <p>- You must write a minimum of 2 paragraphs. - Be sure to check and edit your work.</p>	<p>English Spelling</p> <p>-Have a family member test you. If this isn't possible write your list doing look, cover, write, check.</p> <p>Reading</p> <p>Read aloud 2 chapters from a book you have at home or login to Reading Eggspress and complete the assigned reading task.</p> <p>Journal Writing</p> <p>Write a journal entry about your favourite holiday or day out with your family or friends.</p> <p>- You must write a minimum of 2 paragraphs. - Be sure to check and edit your work.</p>	<p>English Spelling</p> <p>-Have a family member test you. If this isn't possible write your list doing look, cover, write, check.</p> <p>Reading</p> <p>Read aloud 2 chapters from a book you have at home or login to Reading Eggspress and complete the assigned reading task.</p> <p>- Focus on volume and smooth reading.</p> <p>Handwriting</p> <p>Watch the 'anticlockwise joins' video. Google Classroom Demonstration Available Online </p> <p>- Complete the handwriting activity. Upload your work to Google Classroom. </p>






	<p>Comprehension Strategy Watch the video on Deep and Surface Questions Google Classroom Demonstration Available Online</p> <p>Reading - Stage Novel Ch15 The Lion, The Witch and the Wardrobe Google Classroom Reading Available Online</p> <p>- Use this strategy to think of 3 surface and 3 deep questions that you could ask someone based on the Stage Novel - The Lion, The Witch and The Wardrobe reading from today.</p>	<p>Viewing Watch a BTN Classroom episode of your choice. If you do not have access to this, look for a news article in the local paper. Create a VIP summary with at least 3 dot points per new story.</p> <p>Writing Google Classroom Demonstration Available Online</p> <p>- Using the template provided, plan a narrative text for the stimulus picture.</p> <p> Upload your work to Google Classroom.</p>	<p>Writing Google Classroom Demonstration Available Online</p> <p>- Using your writing plan that you completed yesterday, write your narrative for the stimulus picture</p> <p> Upload your work to Google Classroom.</p>	<p>Writing Complete the free writing activity. You may choose to write about any topic in any style you like (e.g. an information piece, poetry, song, procedure, story, persuasive writing piece, speech, etc.).</p>
--	---	--	--	---



Break	<p>Mathematics Number of the Day</p> <p><i>Number of the Day Google Classroom Video Available</i></p> <p>Pick one of the numbers listed. Draw and write everything you know about that number (you can use any operation you like), and answer the questions.</p> <p>Mathletics</p> <p>Complete two Mathletics tasks set for you by your classroom teacher.</p> <p>Times Tables Practice</p> <p>Practice your x2, x3 and x4 tables. Try saying them out loud also.</p> <p>Measurement and Geometry - Time</p> <p>Complete the time activity.</p>	<p>Mathematics Number of the Day</p> <p><i>Number of the Day Google Classroom Video Available</i></p> <p>Pick one of the numbers listed. Draw and write everything you know about that number (you can use any operation you like), and answer the questions.</p> <p>Mathletics</p> <p>Complete two Mathletics tasks set for you by your classroom teacher.</p> <p>Times Tables Practice</p> <p>Practice your x2, x3 and x4 tables. Try saying them out loud also.</p> <p>Number and Algebra- Mixed Operations</p> <p>Complete the mixed operation activity sheet.</p>	<p>Mathematics Number of the Day</p> <p>Pick one of the numbers listed. Draw and write everything you know about that number (you can use any operation you like), and answer the questions.</p> <p>Mathletics</p> <p>Complete two Mathletics tasks set for you by your classroom teacher.</p> <p>Times Tables Practice</p> <p>Practice your x2, x3 and x4 tables. Try saying them out loud also.</p> <p>Measurement and Geometry - Coordinates</p> <p>Complete the coordinate activity.</p>	<p>Mathematics Number of the Day</p> <p>Pick one of the numbers listed. Draw and write everything you know about that number (you can use any operation you like), and answer the questions.</p> <p>Mathletics</p> <p>complete two Mathletics tasks set for you by your classroom teacher.</p> <p>Times Tables Practice</p> <p>Practice your x2, x3 and x4 tables. Try saying them out loud also.</p> <p>Measurement and Geometry - area</p> <p>Complete the area activity.</p>	<p>Mathematics TEN Activity</p> <p><i>Google Classroom Demonstration Available Online</i></p> <p>Additions Squares</p> <p>Optional Number on the Day Challenge Activity</p> <p>Go to MathsStarter, choose a 3, 4, or 5 digit number and answer the questions for it.</p> <p>Times Tables Practice</p> <p>Practice your x,9 x11 and x12 tables. Try saying them out loud also.</p> <p>Mathletics</p> <p>Complete two Mathletics tasks set for you by your classroom teacher.</p> <p>Number and Algebra- Multiplication</p> <p>Complete the multiplication grid activity.</p>
Middle					



Break					
Afternoon	<p>DEAR – Drop everything and read (15minutes)</p> <p>Creative Arts  <i>Number of the Day</i> Google Classroom Video Available</p> <p>Complete Spring Tulips directed drawing</p> <p> Upload your work to Google Classroom.</p>	<p>DEAR – Drop everything and read (15minutes)</p> <p>Geography</p> <p>Research and label the states, territories and capital cities of Australia. Colour in each state and territory in a different colour.</p>	<p>DEAR – Drop everything and read (15minutes)</p> <p>Science</p> <p>Complete walking dog STEM activity.</p>	<p>DEAR – Drop everything and read (15minutes)</p> <p>PDH</p> <p>Look at each of the pictures and identify the possible danger in the picture and describe what you would do in this situation.</p> <p> Upload your work to Google Classroom</p>	<p>DEAR – Drop everything and read (15minutes)</p> <p>Sport</p> <p>Complete the Just Dance activity.</p>






Learning environment checklist

In setting up this space the following should be considered:

- Is the area free of distraction?
- Is there excessive noise in the area?
- Are there trip hazards in the area?
- Is the area exposed to direct glare or reflections?
- Does the area have sufficient power points available?
- Is equipment (extension cords etc.) in good, safe, working condition?
- Is there a proper desk and chair and other necessary equipment (light, stationery and devices)?
- Is the chair adjusted correctly?
 - Feet should be flat on the floor and knees bent at right angles with thighs parallel to the floor.
 - The chair backrest should support the lower back and allow your child to sit upright.
 - The chair should move freely and not be restricted by hazards such as mats and power cords.
 - Chair arm rests should be removed or lowered when typing.
- Is the computer adjusted correctly?
 - The screen should be positioned directly in front of your child.
 - The screen should be at a distance where your child can see clearly and easily without straining. The top of the screen should be slightly lower than eye level.
 - The keyboard should be positioned at a distance where elbows are close to your child's body and their shoulders should be relaxed.
 - The mouse should be placed directly next to the keyboard.
- Are their most frequently used items within easy reach from a seated position?



Monday 11.10.21



Remember to check your spelling list daily ☺

Spelling -

This week's focus is 'aw, au, al'.


1. Write your spelling list.

2. Watch the video on [Google Classroom Online](#), and complete 2 parts of your spelling sheet.



Spelling List 29
-ent-

1. event
2. present
3. parent
4. spent
5. student
6. moment
7. movement
8. affluent
9. equipment
10. president
11. treatment
12. independent
13. argument
14. settlement
15. experiment
16. government
17. environment
18. development



Which words in the Spelling List match these descriptions? Use a dictionary to check the meanings, if necessary.

1. your mother or father _____
2. an angry disagreement _____
3. happening or existing now _____
4. the leader of a country _____
5. not controlled by anyone else _____
6. having plenty of money _____
7. a scientific test _____
8. the past tense of 'spend' _____
9. a very short period of time _____
10. the surroundings we live in _____
11. a gradual change _____
12. people who control a country _____

Add the correct punctuation to these sentences.

Good evening to mums dads brothers

and sisters began the student

The president asked Do you have the measurements

What a lot of equipment exclaimed the explorer

Identify the subject, then parse the sentence and the verb.

The student's parents will attend the school event next week.

singular	1st person	past	simple
plural	2nd person	present	continuous
	3rd person	future	

Spelling Sheet 29 (GH4)



Jolly Grammar -

This week's focus is - Homophones

Watch the video on [Google Classroom Online](#), and complete the sheet below.



Noun Phrases

A noun, together with the words that describe it, is called a noun phrase. Identify the noun(s) in each sentence and underline them in black. Then find all the words that help describe the noun(s) and put a black box around the noun phrase(s).

1. The hot crusty loaves smell wonderful.



2. A big white goose honked noisily.


3. The old wooden fence fell down.



4. I suddenly saw twelve tiny calves.

5. He played his new Spanish guitar.

6. We went to see the black and white penguins.



7. They drove along the dusty, narrow, winding road.

8. That young brown rabbit crunched the tasty carrot.



9. She showed some curious visitors around the historic house.

When the words in a noun phrase come after the noun, they usually include another noun. In the phrases on the right, find the main noun and the noun helping to describe it, and then decide which noun phrase is needed to complete each sentence.

10. The firemen rescued •

the house next door.

11. • drive very fast.

The boys at school

12. He lives in •

a cat up a tree.

13. • wear blue ties.

Some cars on the road

14. The vet treated •

That man under the umbrella

15. • stayed dry during his walk.

the fastest horse in the race.

16. • is by a local artist.

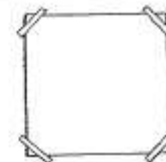
the dog with a sore paw.

17. They will give first prize to •

This picture above the fireplace

Write a noun phrase of your own and draw a picture for it in the photo frame.

18. _____



Parsing a Sentence

- *nouns - naming words (black)*
- *adjectives - describe nouns or pronouns (blue)*
- *verbs - doing words (red)*
- *adverbs - describe verbs (orange)*
- *conjunctions - joining words (purple)*
- *prepositions - explain the position of an object (green)*
- *pronouns - the little words that replace nouns eg I, he, she, it, you, we, they (pink)*
- *articles - the, a, an (light blue)*

Writing - Poetry

Write an acrostic poem for **TERM FOUR**.

Example -

Think soon we will be in the classroom
End of online learning, hopefully
Remember your masks that is the task
Mum and Dad will be so happy to get rid of me

First day back I need to pack
Our teachers are waiting and are ready for debating
Until that day
Read my poem



Mathematics - Number of the Day

Number of the Day Google Classroom Video Available

Today's numbers of the day are 83 and 444.

Choose one of these numbers. Draw and write everything you know about that number.



Optional Online Challenge Activity

Google: Number of the day MathsStarters

Choose either a 3, 4 or 5 digit number. Write your answers to the questions here and then check your answers online.

Record the number here. My number is: _____

1.	
2.	7.
3.	8.
4.	9.
5.	10.
6.	

If you would like an extra challenge, you can visit this website and complete the Number Of The Day there.

www.mathsstarters.net/numoftheday/

Mathletics -

Complete two Mathletics tasks set by your teacher.

Task 1: _____

Task 2: _____



Holiday Time!



What time did the children get up?



What time did the children set off for the beach?



What time did the children stop at the service station for breakfast?



What time did the children arrive at the seaside?



Draw the hands on the clock to show when the children had fish and chips.



Draw the hands on the clock to show when the children built a sandcastle.



The clock shows when the children went paddling in the sea. They came out of the sea after 45 minutes. Draw the hands on the clock to show when they finished paddling.



The clock shows when the children began their journey home. It took 2 hours and 25 minutes to get home. Draw the hands on the clock to show when they got home.



<p>Success Criteria (student to complete):</p> <p>I have completed the Number of the Day activities.</p> <p>I have practised my timetables.</p> <p>I have completed two Mathematics tasks.</p> <p>I have completed the time activity.</p>	<p>Teacher Recognition (Mathematics):</p>
---	---

Drop Everything And Read (DEAR):

Read for 15 minutes. What did you Read? _____

Visual Arts - Spring Tulips

Complete a directed drawing of "Spring Tulips".. Follow the instructions to create your own directed drawing of Spring Tulips.

<https://www.youtube.com/watch?v=W9VKhXW41-A>



Upload your work to Google Classroom.

<p>Success Criteria (student to complete):</p> <p>I have completed a waterfall artwork and uploaded my work to Google Classroom.</p>	<p>Teacher Recognition (Visual Arts):</p>
--	---

I have completed today's work to the best of my ability.

Signed: _____

I am happy with the quality and the amount of work my child has completed today.

Signed: _____





A large empty rectangular box for drawing or writing.



Tuesday 12.10.21



Writing - Narrative




Planning Narrative Writing - read the below information and watch the [Google Classroom Demonstration Video on Planning Narrative Writing - Available Online](#)

Planning your writing is really important for any style of writing. There are many ways that you can plan your writing - there is no right or wrong way to do it. You could choose to do dot points, a mind-map or use a visual organiser such as the template below.

When you are planning your narrative it is really important that you plan for each part of the structure - the orientation, problem, series of events and resolution. Remember to include all of the 5 Ws for the orientation and to include at least 2-3 different events for the series of events.

Using the template provided on the next page and plan a narrative text for the following stimulus picture.

Once you have completed the template - Upload your work to Google Classroom.



What:

Where:

Event:

Event:

Who:

When:

Why:

Event:

Problem:

Title

Solution/End:



Success Criteria (student to complete):	Teacher Recognition (English)
<p>I have written my spelling words and completed the spelling activity.</p> <p>I have completed the reading activities and completed deep and surface questions.</p> <p>I have viewed BTN and completed VIP's.</p> <p>I have watched the narrative writing planning video and written a plan for the stimulus picture. I have also uploaded it to Google Classroom.</p>	



Mathematics - Number of the Day

Number of the Day Google Classroom Video Available

Today's numbers of the day are 64 and 111.

Choose one of these numbers. Draw and write everything you know about that number.



Optional Online Challenge Activity

Google: Number of the day MathsStarters

Choose either a 3, 4 or 5 digit number. Write your answers to the questions here and then check your answers online.

Record the number here. My number is: _____

1.	
2.	7.
3.	8.
4.	9.
5.	10.
6.	

If you would like an extra challenge, you can visit this website and complete the Number Of The Day there.

www.mathsstarters.net/numoftheday/

Mathletics -

Complete two Mathletics tasks set by your teacher.

Task 1: _____

Task 2: _____



Mixed operations

A	B	C	D	E	F	G	H	I	J	K	L	M
26	25	24	23	22	21	20	19	18	17	16	15	14

N	O	P	Q	R	S	T	U	V	W	X	Y	Z
13	12	11	10	9	8	7	6	5	4	3	2	1

	Answer	Letter
$72 \div 9$		
Half of 12		
$27 - 14$		
$100 - 81$		
Double 13		
$700 + 100$		

	Answer	Letter
$50 - 32$		
Half of 48		
$66 \div 3$		

	Answer	Letter
$55 + 5$		
3×6		
$235 - 211$		
$130 \div 10$		
$36 \div 2$		
4×6		
$75 + 3$		
3×5		
$60 - 34$		
$78 - 65$		
$5 + 7 + 4$		
$\frac{2}{3}$ of 33		
$49 \div 7$		

	Answer	Letter
$99 - 91$		
$171 - 158$		
$60 \div 5$		
$108 + 12$		
$\frac{4}{5}$ of 20		
$7 + 8 + 7$		
$45 + 3$		

	Answer	Letter
3×7		
2×9		
$48 \div 6$		
$\frac{1}{2}$ of 38		
3×6		
$39 \div 3$		
$100 \div 5$		
$63 \div 7$		
$84 \div 7$		
$92 \div 4$		



<p>Success Criteria (student to complete):</p> <p>I have completed the Number of the Day activities.</p> <p>I have practised my timetables.</p> <p>I have completed two Mathematics tasks.</p> <p>I have completed the mixed operation activity.</p>	<p>Teacher Recognition (Mathematics):</p>
--	---

Drop Everything And Read (DEAR):

Read for 15 minutes. What did you Read? _____

Geography

Research and label the states, territories and capital cities of Australia. Colour in each state and territory in a different colour.

<p>Success Criteria (student to complete):</p> <p>I have completed DEAR</p> <p>I have completed geography activity</p>	<p>Teacher Recognition:</p>
--	-----------------------------

I have completed today's work to the best of my ability.

Signed: _____

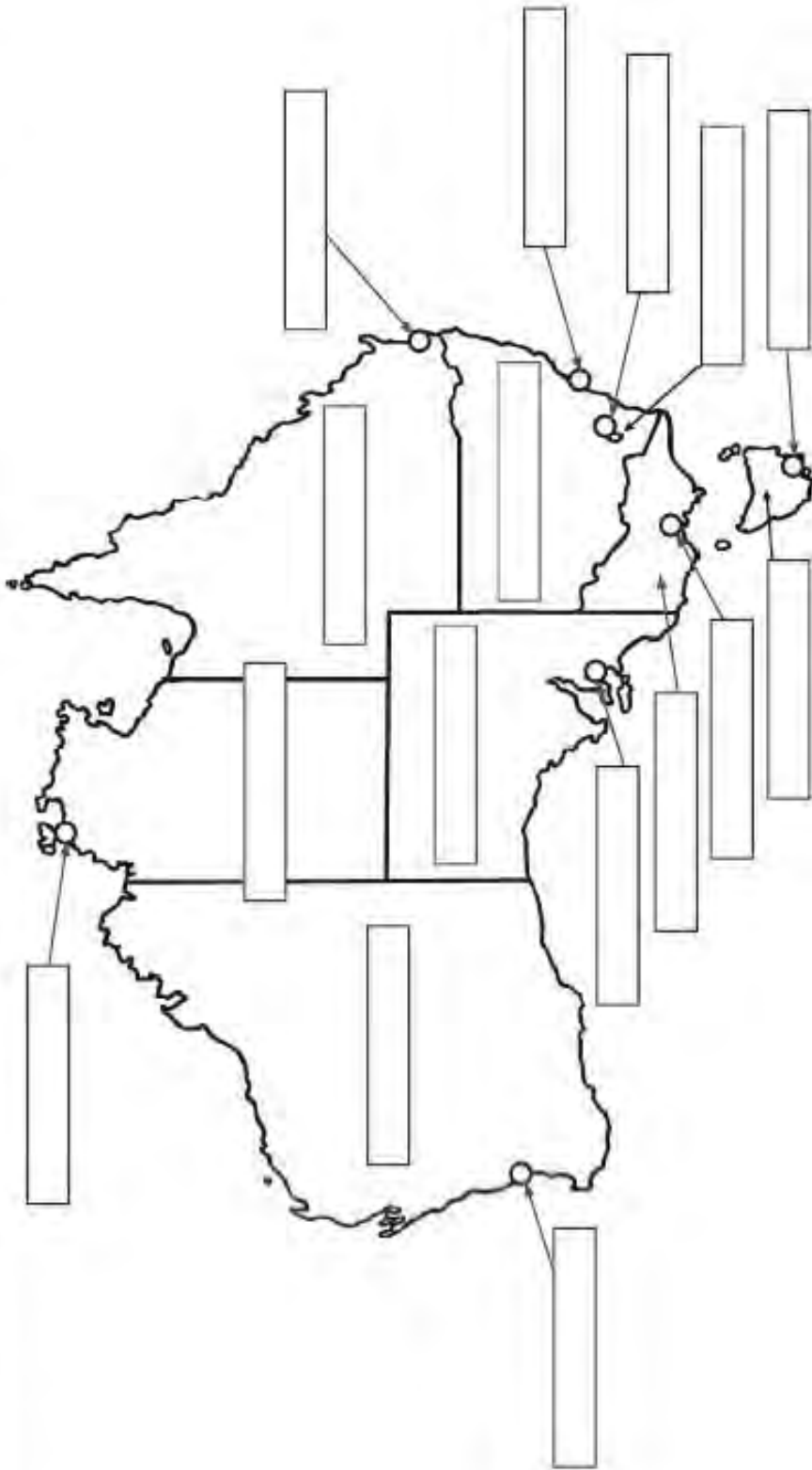
I am happy with the quality and the amount of work my child has completed today.

Signed: _____



Australia's States and Territories

Have a look at the Australian map below. Use an atlas to help you label the states, territories and capital cities of Australia. Colour in each separate state and territory in a different colour.



Wednesday 13.10.21



Reading

Stage Novel Ch 16

Watch a reading of The Lion, The Witch and The Wardrobe by CS Lewis.



Google Classroom reading available online.



Comprehension Strategy

Surface and Deep questioning [Google Classroom Demonstration Available Online](#)



- Use this strategy to think of 3 surface and 3 deep questions that you could ask someone based on the Stage Novel - The Lion, The Witch and The Wardrobe reading from today



<p>Success Criteria (student to complete):</p> <p>I have completed my spelling activity. .</p> <p>I have listened to the novel and completed the comprehension activity, making sure to use deep and surface level questions.</p> <p>I have completed my narrative and edited my work.</p>	<p>Teacher Recognition (English):</p>
--	---------------------------------------



Mathematics - Number of the Day

Number of the Day Google Classroom Video Available

Today's numbers of the day are 77 and 987.

Choose one of these numbers. Draw and write everything you know about that number.



Optional Online Challenge Activity

Google: Number of the day MathsStarters

Choose either a 3, 4 or 5 digit number. Write your answers to the questions here and then check your answers online.

Record the number here. My number is: _____

1.	
2.	7.
3.	8.
4.	9.
5.	10.
6.	

If you would like an extra challenge, you can visit this website and complete the Number Of The Day there.

www.mathsstarters.net/numoftheday/

Mathletics -

Complete two Mathletics tasks set by your teacher.

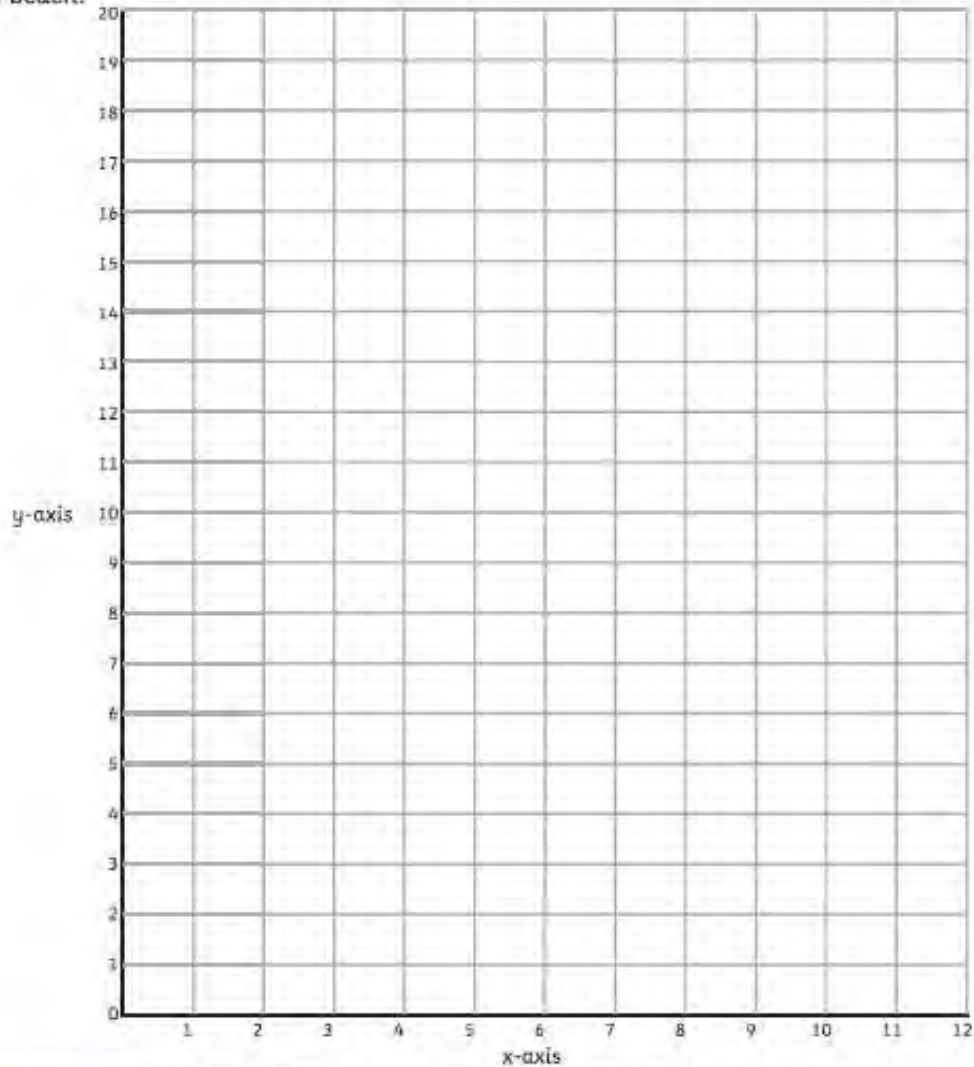
Task 1: _____

Task 2: _____



Coordinates Mystery Picture

Plot these coordinates on to the grid and join them together to draw a place to relax while on the beach.



Line 1:	(1, 15)	(6, 19)	(11, 15)	(1, 15)						
Line 2:	(1, 15)	(1, 4)	(11, 4)	(11, 15)						
Line 3:	(4, 4)	(4, 12)	(8, 12)	(8, 4)						
Line 4:	(2, 15)	(2, 4)	(3, 4)	(3, 15)						
Line 5:	(9, 15)	(9, 4)	(10, 4)	(10, 15)						
Line 6:	(4, 15)	(4, 12)	(5, 12)	(5, 15)	(6, 15)	(6, 12)	(7, 12)	(7, 15)	(8, 15)	(8, 12)
Line 7:	(6, 18)	(5, 17)	(6, 16)	(7, 17)	(6, 18)					



<p>Success Criteria (student to complete):</p> <p>I have completed the Number of the Day activities.</p> <p>I have practised my timetables.</p> <p>I have completed two Mathematics tasks.</p> <p>I have completed the coordinates activity.</p>	<p>Teacher Recognition (Mathematics):</p>
--	---

Drop Everything And Read (DEAR):

Read for 15 minutes. What did you Read? _____



STEM Activity

Walking Paper Dog

STEM Activity

Instructions



Cut out the paper dog.



Cut into the legs stopping at the body.



Fold the head and tail up and the legs down.



Steady your dog on the top of a ramp and let it walk down on its own.



Activity:

Create a paper dog that can walk on its own.

What do you notice happening?

The angles on the legs make the dog rock side to side, and gravity pulls the dog down the ramp.

If your dog is having trouble walking, what could you change?

Does the incline of your ramp need to change?

Does the friction on the ramp need to change?

Does the angle of the legs need to change?



Cut out and get walking!





Design your own dog!





<p>Success Criteria (student to complete):</p> <p><input type="checkbox"/> I have completed DEAR</p> <p><input type="radio"/> I have completed the STEM activity</p>	<p>Teacher Recognition:</p>
--	-----------------------------

I have completed today's work to the best of my ability.

Signed: _____

I am happy with the quality and the amount of work my child has completed today.

Signed: _____



Thursday 14.10.21



English

Spelling - Have a family member test you. If this isn't possible write your list doing look, cover, write, check.

1.	10.
2.	11.
3.	12.
4.	13.
5.	14.
6.	15.
7.	16.
8.	17.
9.	18.

Reading - Choose one option from the below reading activities

Book title _____

1. Login to Reading Eggspress and complete the assigned reading task.
2. Read 2 chapters from a book you have at home

Journal Writing -

Write a journal entry about your favourite present that you have ever received. Remember to include lots of detail and description. Use adjectives and interesting vocabulary.



Success Criteria (student to complete):

I have completed all of my spelling activities and checked that my words are spelt correctly.

I have read 2 chapters of my book out or completed an activity on reading eggs.

I have completed my journal writing with at least 2 paragraphs and I have paid attention to spelling and punctuation.

Teacher Recognition (English):



Mathematics - Number of the Day

Number of the Day Google Classroom Video Available

Today's numbers of the day are 22 and 325.

Choose one of these numbers. Draw and write everything you know about that number.



Optional Online Challenge Activity

Google: Number of the day MathsStarters

Choose either a 3, 4 or 5 digit number. Write your answers to the questions here and then check your answers online.

Record the number here. My number is: _____

1.	
2.	7.
3.	8.
4.	9.
5.	10.
6.	

If you would like an extra challenge, you can visit this website and complete the Number Of The Day there.

www.mathsstarters.net/numoftheday/

Mathletics -

Complete two Mathletics tasks set by your teacher.

Task 1: _____

Task 2: _____



<p>Success Criteria (student to complete):</p> <p>I have completed the Number of the Day activities.</p> <p>I have practised my timetables.</p> <p>I have completed two Mathematics tasks.</p> <p>I have completed the area activity.</p>	<p>Teacher Recognition (Mathematics):</p>
---	---

Drop Everything And Read (DEAR):

Read for 15 minutes. What did you Read? _____

PDHPE

Upload your work to *Google Classroom*.



Look at each of the pictures and identify the possible danger in the picture and describe what you would do in this situation.

<p>Success Criteria (student to complete):</p> <p>I have completed the safety activity sheet.</p>	<p>Teacher Recognition:</p>
---	-----------------------------

I have completed today's work to the best of my ability.

Signed: _____

I am happy with the quality and the amount of work my child has completed today.

Signed: _____



Staying Safe Scenario

Look at each picture and identify the dangerous or uncomfortable situation. Suggest strategies you may use to deal with the situation.



Situation:

Strategy:



Situation:

Strategy:



Situation:

Strategy:





Situation:

Strategy:



Situation:

Strategy:



Situation:

Strategy:



Situation:

Strategy:



Friday 15.10.21



Year 3 and 4 Correct the Spelling Mistake (1)

The spelling mistakes in these sentences have been circled. Write the correct spelling for each circled word in the box.

1. I (lik) to jump on the trampoline.
2. The cars were (rasing) very fast along the race track.
3. Dad had to (cooke) us dinner last night.
4. I saw a (smorl) lobster when I went swimming.
5. My cousins (hort) me a bike for my birthday.
6. When I go to the (parc) I like to go on the swing.
7. The weather was so freezing that I (court) a cold.
8. Billy was so fast that he (rane) quickly past me.

Each sentence below has one word that is incorrect. Write the correct spelling of the word in the box.

1. The elephant stompped loudly.
2. The clever monkeys eight the bananas.
3. I can't decide weather to have the pie or sausage roll.
4. Mum rode her bisicle to work last week.
5. Sarah thought that it was tyme to go to bed.
6. My dress is a little bite different to that one.
7. Rebecca went to the library to reed some books.
8. I had to write a letter to my friend, but I forgot her adres.



Reading -

Read 2 chapters from a book you have at home or from the Reading Eggs library.

Book title _____

- Read these next chapters of your book out loud to a family member.
- Think about volume and smooth reading.

Crunch, Sip and Story.



Listen to Mrs Ivimey's Crunch and Sip reading and answer her question on [Google Classroom](#)
Available On Google Classroom

Handwriting - Upload your work to Google Classroom.



- Rewatch the video demonstrating diagonal joins for handwriting.

Google Classroom Demonstration Available Online

- Complete the handwriting work by copying the text inside the box - **All My Great Excuses** (an extract from All My Great Excuses by Kenn Nesbitt).

Practise your anticlockwise retraces. Rewrite as much as you can of the information below.

Tornadoes blew my house away. Volcanoes struck our town. My notes were taken hostage by an evil clown. Some aliens abducted me. I had a shark attack. A pirate swiped my homework and refused to give it back. I worked on these excuses so long my teacher said, "I think you'll find it easier to do the work instead."

Handwriting practice lines consisting of solid top and bottom lines with a dashed middle line for ascenders and x-height.



Handwriting practice lines consisting of multiple sets of three horizontal lines: a solid top line, a dashed middle line, and a solid bottom line.



Success Criteria (student to complete):	Teacher Recognition (English)
<p>I have completed my spelling activity.</p>	
<p>I have completed the reading activities, making sure that I have read aloud clearly, fluently and with expression.</p>	
<p>I have completed my handwriting activity, paying attention to drop in joins.</p>	
<p>I have completed my free writing activity using neat handwriting.</p>	

Mathematics - Addition Squares



This week you are going to play the game Addition Squares. We have set up the first game board for you. You will need two different coloured pencils. If you don't have someone to play against you, just play colour teams. Each team connects two dots to make one side of a box or square. The team that draws the last side of the box has captured that square and lightly shades it their colour. When all the squares have been captured each team adds up their squares to see who has the most.

You can pick your own numbers for the other three games. If you want to challenge yourself try writing 2 or 3 digit numbers in the squares.

•	•	•	•	•	•	•	•
5	6	2					
•	•	•	•	•	•	•	•
3	1	4					
•	•	•	•	•	•	•	•
8	7	3					
•	•	•	•	•	•	•	•
•	•	•	•	•	•	•	•
•	•	•	•	•	•	•	•
•	•	•	•	•	•	•	•
•	•	•	•	•	•	•	•
•	•	•	•	•	•	•	•



Mathletics -

Complete two Mathletics tasks set by your teacher.

Task 1: _____

Task 2: _____

Number and Algebra - Multiplication

x	1	2	3	4	5	6	7	8	9	10	11	12
1												
2												
3												
4												
5												
6												
7												
8												
9												
10												
11												
12												



<p>Success Criteria (student to complete):</p> <p>I have completed the Addition Squares games</p> <p>I have practised my times tables.</p> <p>I have completed two Mathematics tasks.</p> <p>I have completed the multiplication grid activity</p>	<p>Teacher Recognition (Mathematics):</p>
--	---

Drop Everything And Read (DEAR):

Read for 15 minutes. What did you Read? _____

Sport-

Using Youtube complete 4 different 'Just Dance' dances and list the 4 dances you have completed.

Dance 1: _____

Dance 2: _____

Dance 3: _____

Dance 4: _____



<p>Success Criteria (student to complete):</p> <p>I have completed 20 minutes of Dancing.</p>	<p>Teacher Recognition:</p>
---	-----------------------------

I have completed today's work to the best of my ability.

Signed: _____



I am happy with the quality and the amount of work my child has completed today.

Signed: _____



Fast Finishers

Can you find 10 differences between these 2 pictures?



Shadow Drawing

This is so simple and so much fun!

All you need is a sunny day, a toy of your choice, a piece of paper and some pencils.

Simply put a piece of paper behind the toy where the shadow is cast and draw round it!

Here are some examples.



If you have some chalk, you could get your toys to cast a shadow on the concrete and draw around it. Or why not have your brother or sister cast their shadow and draw around them.

