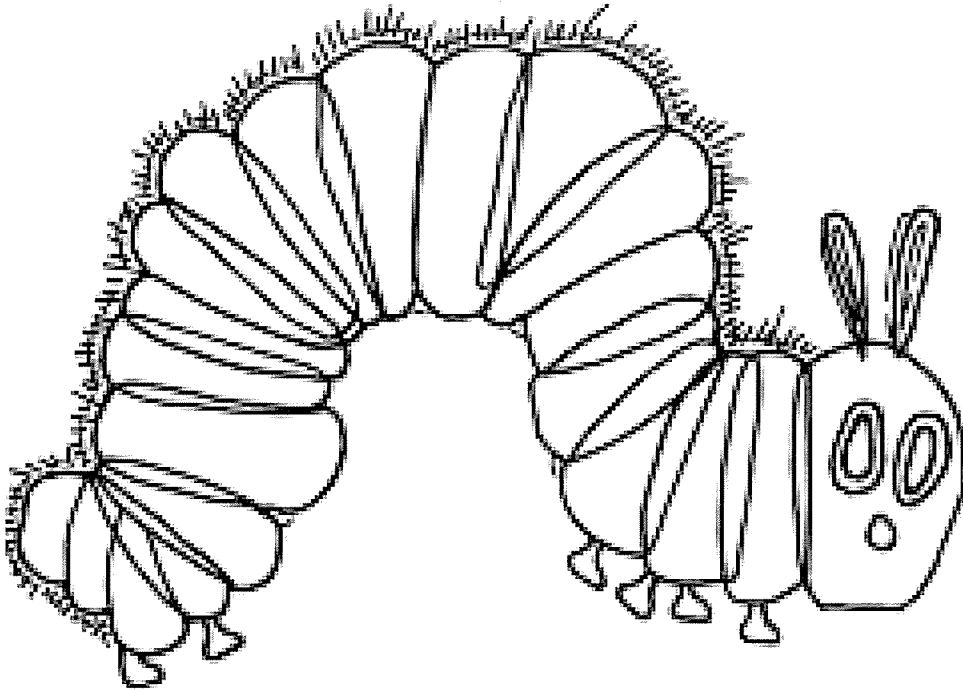


# Kindergarten Unit 6

Name: \_\_\_\_\_

Class: \_\_\_\_\_



## Cambridge Gardens Public School

Google classroom username: \_\_\_\_\_@education.nsw.gov.au

Class code: **qn7ms52**

If you would like your child's user name (which goes at beginning of @education.nsw.gov.au and is usually your child's first and last name with a full stop in between and sometimes a number after the surname) and password please reply to the email sent regarding google classroom with your child's name and class and we will provide your child's details. See the instructions which were included in Unit 2-4 on how to access Google Classroom.

Please return this booklet on Tuesday to the Kindergarten box in the office, class teacher or if you are returning your work via email, the subject line must be **Mrs Thompson** only. You must include your child's name and class in the body of the email.



## Learning environment checklist

### In setting up this space the following should be considered:

- Is the area free of distraction?
- Is there excessive noise in the area?
- Are there trip hazards in the area?
- Is the area exposed to direct glare or reflections?
- Does the area have sufficient power points available?
- Is equipment (extension cords etc.) in good, safe, working condition?
- Is there a proper desk and chair and other necessary equipment (light, stationery and devices)?
- Is the chair adjusted correctly?
  - Feet should be flat on the floor and knees bent at right angles with thighs parallel to the floor.
  - The chair backrest should support the lower back and allow your child to sit upright.
  - The chair should move freely and not be restricted by hazards such as mats and power cords.
  - Chair arm rests should be removed or lowered when typing.
- Is the computer adjusted correctly?
  - The screen should be positioned directly in front of your child.
  - The screen should be at a distance where your child can see clearly and easily without straining. The top of the screen should be slightly lower than eye level.
  - The keyboard should be positioned at a distance where elbows are close to your child's body and their shoulders should be relaxed.
  - The mouse should be placed directly next to the keyboard.
- Are their most frequently used items within easy reach from a seated position?



# Framework for Remote Learning – Kindergarten

You will need access to a digital device and help from a parent/carer to complete the following activities.

Unit 6	Tuesday	Wednesday	Thursday	Friday	Monday
<b>Task</b>	Have a look for a caterpillar in the garden.	Prepare your Wacky Wednesday outfit for Ms Harding	Do a jigsaw puzzle.	Draw or paint a picture for a family member.	Play a card game with someone in your family.
<b>English</b>	<p><b>Sound Practice</b> Visit the Google Classroom and practise your sounds with Mrs Thompson.</p> <p>Visit Google Classroom and learn the sound 'x' with Mrs Thompson. Practise learning the sound by completing the worksheet.</p> <p><b>Reading</b> Select a simple book from the Reading Eggs Library. Look at the pictures, the cover and the title and discuss with someone in your family what you think the book is going to be about. Draw what you think the book will be about. Ask a family member to read the book to you.</p> <p>Visit Google Classroom and listen to The Very Hungry Caterpillar read by Mr Attard. You can listen to Eric Carle read the book as</p>	<p><b>Sound Practice</b> Visit the Google Classroom and practise your sounds with Mrs Thompson.</p> <p><b>Tricky Words</b> Visit the Google Classroom and watch Mrs Patrick's Tricky Video video. Practise your Tricky Words by reading and writing each one. Keep practising them each day. We are learning <b>you, your, come and some</b> from the Yellow Tricky Words too. All the Tricky Words are at the end of the booklet so continue your learning.</p> <p><b>Reading</b> Visit the Reading Eggs Website and complete one Reading Eggs lesson.</p> <p>Read your selected simple book from the Reading Eggs Library. Read the book with an adult who will help you to point to the words using your pointy parrot and use stretchy snake to sound any words out you may be unsure of. Remember to use your eagle eyes to look at the pictures to help you. Have a go at reading it with an adult who will help</p>	<p><b>Sound Practice</b> Visit the Google Classroom and practise your sounds with Mrs Thompson.</p> <p><b>Spelling</b> Read and trace your spelling words (<b>me, we, -it</b> words) and draw a picture in the box.</p> <p><b>Reading</b> Complete one Reading Eggs lesson.</p> <p>Read your selected simple book from the Reading Eggs Library. Read the book with an adult who will help you to point to the words using your pointy parrot and use stretchy snake to sound any words out you may be unsure of. Remember to use your eagle eyes to look at the pictures to help you. Have a go at reading it yourself and then read it to your pet or favourite toy</p>	<p><b>Sound Practice</b> Visit the Google Classroom and practise your sounds with Mrs Thompson. Fill out the sound sheet in the booklet.</p> <p>Practise the sound 'or' by writing some words that have <b>or</b> in them and reading some <b>or</b> words on the worksheet.</p> <p><b>Reading</b> Complete one Reading Eggs lesson.</p> <p>Read your simple book three times. Copy a sentence from your reading book onto a piece of paper. Cut each word of your sentence and try to reassemble your sentence. Glue the sentence in the space on the workbook. Complete one sentence at a time, before starting a new cut sentence. Don't</p>	



	<p>well:  <a href="https://www.youtube.com/watch?v=vkYmxP0AJI">https://www.youtube.com/watch?v=vkYmxP0AJI</a></p> <p><b>Writing</b>  Go to the Google Classroom and watch Mrs Patrick's writing video. Find the Very Hungry Caterpillar word bank at the back of this booklet. Have a look at it, colour in the pictures and use it this week to help you write your sentences.  <b>Draw</b> and label a picture of the Very Hungry Caterpillar.  <b>Talk</b> to your parent about your picture and what you are going to write. <b>Write</b> a simple sentence about the Very Hungry Caterpillar.  "The Very Hungry Caterpillar ..."  Use the tricky word and sound word sheet at the back of the booklet to spell the tricky words and other words. Stretch out the sounds in the word yourself - what is the first sound in your word, what is the middle sound, what is the end sound. Use a finger space between every word.  If you found this easy, try writing more sentences about your picture of The Very Hungry Caterpillar.</p>	<p>you to point to the words using your pointy parrot and use stretchy snake to sound any words out you may be unsure of. Remember to use your eagle eyes to look at the pictures to help you. Have a go at reading it yourself and then read it to your pet or favourite toy too.</p> <p><b>Writing</b>  Listen to the Very Hungry Caterpillar again. Think of the things he did in the story. <b>Draw</b> and label one of the things the caterpillar did.  <b>Talk</b> to somebody about your picture. <b>Write</b> at least one sentence to go with your picture. Start with a capital letter and end with a full stop. Remember to stretch out the sounds and have a go writing by yourself. Use the Hungry Caterpillar word bank, Tricky Word and sound page at the back of the booklet to help spell needed words. <b>Share</b> your story with someone in your family.</p>	<p>yourself and then read it to your pet or favourite toy too. Talk to a family member about your favourite part of the story. You can draw a picture of your favourite part and write some sentences too.</p> <p><b>Writing</b>  Listen to the Very Hungry Caterpillar again. Think about some of the different things he ate. What foods do you like as well? <b>Draw</b> and label some of those foods. <b>Talk</b> to someone about your favourite ones. Think about the best food for the caterpillar. <b>Write</b> some sentences about the foods in the book. Use 'because' in your sentences - (I like ... because ...). Use the Hungry Caterpillar word bank, Tricky Word and sound page at the back of the booklet to help spell needed words. <b>Share</b> your story with someone in your family.</p>	<p>too. Write some Tricky Words you found in the text.</p> <p><b>Writing</b>  Listen to the Very Hungry Caterpillar again. He began as an egg. What happened in the cocoon? Think about your science lesson on Thursday. <b>Draw</b> and label how the caterpillar changed. <b>Talk</b> to someone about this. <b>Write</b> some sentences about the caterpillar and how he changed. Describe the butterfly. Use the Hungry Caterpillar word bank, Tricky Word and sound page at the back of the booklet to help spell needed words. <b>Share</b> your story with someone in your family.</p>	<p>forget capitals and full stops.</p> <p><b>Writing</b>  What did you do on the weekend that was different? <b>Draw</b> a picture of something you did on the weekend. <b>Talk</b> to someone about your picture. <b>Write</b> a sentence about something you did on Saturday or Sunday. Try to stretch out the sounds yourself as you write each word. <b>Share</b> your story to someone in your family.</p>
--	--	--	---	---	---



	<p><b>Share your story with someone in your family.</b></p>				
<b>Break</b>					
<p><b>Mathematics</b></p>	<p><b>Mathematics Counting:</b> Watch the Youtube link and Practise counting backwards from 20-1 with Have fun teaching. <a href="https://youtu.be/srPkt4k_Q8">https://youtu.be/srPkt4k_Q8</a></p> <p>Watch the Youtube link and Practise counting from 1-100 and exercise with Jack Hartmann. <a href="https://www.youtube.com/watch?v=0TgLf3PMOC">https://www.youtube.com/watch?v=0TgLf3PMOC</a></p> <p><b>TENS Time:</b> Watch the TENS Time activity posted on the Google Classroom by Mr New. Cut out and make your own dice to use in the lion's head activity. If you can't make your dice please use the online dice link: <a href="https://www.online-stopwatch.com/chance-games/roll-a-dice/">https://www.online-stopwatch.com/chance-games/roll-a-dice/</a></p>	<p><b>Mathematics Counting:</b> Watch the Youtube link and Practise counting backwards from 20-1 with Have fun teaching. <a href="https://youtu.be/srPkt4k_Q8">https://youtu.be/srPkt4k_Q8</a></p> <p>Watch the Youtube link and Practise counting from 1-100 and exercise with Jack Hartmann. <a href="https://www.youtube.com/watch?v=0TgLf3PMOC">https://www.youtube.com/watch?v=0TgLf3PMOC</a></p> <p><b>TENS Time:</b> Watch the TENS Time activity posted on the Google Classroom by Mr New. Use the dice you have already made, or the interactive dice (<a href="https://www.online-stopwatch.com/chance-games/roll-a-dice/">https://www.online-stopwatch.com/chance-games/roll-a-dice/</a>) to use in the lion's head activity.</p>	<p><b>Mathematics Counting:</b> Watch the Youtube link and Practise counting backwards from 20-1 with Have fun teaching. <a href="https://youtu.be/srPkt4k_Q8">https://youtu.be/srPkt4k_Q8</a></p> <p>Watch the Youtube link and Practise counting from 1-100 and exercise with Jack Hartmann. <a href="https://www.youtube.com/watch?v=0TgLf3PMOC">https://www.youtube.com/watch?v=0TgLf3PMOC</a></p> <p><b>TENS Time:</b> Watch the TENS Time activity posted on the Google Classroom by Mr New. Use the dice you have already made, or the interactive dice (<a href="https://www.online-stopwatch.com/chance-games/roll-a-dice/">https://www.online-stopwatch.com/chance-games/roll-a-dice/</a>) to use in the lion's head activity.</p>	<p><b>Mathematics Counting:</b> Watch the Youtube link and Practise counting backwards from 20-1 with Have fun teaching. <a href="https://youtu.be/srPkt4k_Q8">https://youtu.be/srPkt4k_Q8</a></p> <p>Watch the Youtube link and Practise counting from 1-100 and exercise with Jack Hartmann. <a href="https://www.youtube.com/watch?v=0TgLf3PMOC">https://www.youtube.com/watch?v=0TgLf3PMOC</a></p> <p><b>TENS Time:</b> Watch the TENS Time activity posted on the Google Classroom by Mr New. Use the dice you have already made, or the interactive dice (<a href="https://www.online-stopwatch.com/chance-games/roll-a-dice/">https://www.online-stopwatch.com/chance-games/roll-a-dice/</a>) to use in the lion's head activity.</p>	<p><b>Mathematics Counting:</b> Watch the Youtube link and Practise counting backwards from 20-1 with Have fun teaching. <a href="https://youtu.be/srPkt4k_Q8">https://youtu.be/srPkt4k_Q8</a></p> <p>Watch the Youtube link and Practise counting from 1-100 and exercise with Jack Hartmann. <a href="https://www.youtube.com/watch?v=0TgLf3PMOC">https://www.youtube.com/watch?v=0TgLf3PMOC</a></p> <p><b>TENS Time:</b> Watch the TENS Time activity posted on the Google Classroom by Mr New. Use the dice you have already made, or the interactive dice (<a href="https://www.online-stopwatch.com/chance-games/roll-a-dice/">https://www.online-stopwatch.com/chance-games/roll-a-dice/</a>) to use in the lion's head activity.</p>



	<p><b>Number:</b> <b>Fractions</b> Watch the fractions video posted on Google Classroom by Mrs Wright. Practise your fractions by completing the worksheet.</p>	<p><b>Number:</b> <b>Fractions</b> Watch the fractions video posted on Google Classroom by Mrs Wright. Practise your fractions by completing the worksheet.</p> <p><b>Mathletics:</b> Visit the Mathletics Website. Complete 2 Mathletics tasks set for you by your classroom teacher.</p>	<p><b>Number:</b> Practise writing the number <b>13</b>. Colour in 13 caterpillars and draw 13 cupcakes.</p> <p><b>Mathletics:</b> Visit the Mathletics Website. Complete 2 Mathletics tasks set for you by your classroom teacher.</p>	<p><b>Measurement:</b> Colour all the pictures that are heavier than you <b>red</b> and all the pictures that are lighter than you <b>blue</b>.</p> <p><b>Mathletics:</b> Visit the Mathletics Website. Complete 2 Mathletics tasks set for you by your classroom teacher.</p>	<p><b>Shapes:</b> Watch and view the Shape Song on the link: <a href="https://www.youtube.com/watch?v=OEbRDtCAFdU">https://www.youtube.com/watch?v=OEbRDtCAFdU</a> Go on a shape walk and find different shapes inside or outside your house. Draw the shapes you can see. If you are unable to walk around your home watch the Numberjacks Go On Their Very Own Shape Hunt and draw the shapes they find. Link:<a href="https://www.youtube.com/watch?v=9O5o1k_5UKw&amp;list=PLE9pMcf1Eun-4j-5N7Z7c6_ThO2qJaPYG&amp;index=3">https://www.youtube.com/watch?v=9O5o1k_5UKw&amp;list=PLE9pMcf1Eun-4j-5N7Z7c6_ThO2qJaPYG&amp;index=3</a>.</p> <p><b>Mathletics:</b> Visit the Mathletics Website. Complete 2 Mathletics tasks set for you by your classroom teacher.</p>
<b>Break</b>					
<b>Other Areas</b>	<p><b>Creative Arts</b> <u>Caterpillar Drawing</u> Watch the How to Draw a Caterpillar activity posted on Google Classroom by Mrs Wright. You will need a lead pencil and coloured pencils.</p>	<p><b>Geography</b> <u>Our school</u> Our school is located at 34 Trinity Drive. Find our school on Google Maps, using satellite view. You can complete this activity on line or use the map provided. Mark it in <b>red</b>. Now find your house on</p>	<p><b>Science</b> <u>What do we notice about living things?</u> Go to the National Geographic link below <a href="https://www.natgeokids.com/au/discover/animals/ins-ects/butterfly-life-cycle/">https://www.natgeokids.com/au/discover/animals/ins-ects/butterfly-life-cycle/</a> Look at the pictures of the butterfly lifecycle and ask</p>	<p><b>Physical Education</b> <u>Throwing</u> Watch Mr New's video located on the Google Classroom on throwing at different targets. You will need three tennis balls or other balls of the similar size and a garbage bin to complete the activity.</p>	<p><b>Health</b> <u>Kitchen Garden</u> Watch Mrs Cheetham's video on Google Classroom. Write a sentence about broad beans and dwarf beans, using the pictures to help you. Remember to look at their colour, size and</p>



		<p>Google Maps. Mark it in <b>blue</b>. Draw a line to show how you would normally travel to school.</p>	<p>one of your family members to read the information to you. Colour and cut out the pictures of the butterfly life cycle and place them in the correct order on the sheet. Explain the cycle to someone in your family.</p> <p>Watch the ABC video about butterflies <a href="https://education.abc.net.au/home#!/media/2519479/beautiful-butterflies">https://education.abc.net.au/home#!/media/2519479/beautiful-butterflies</a> Go out into your garden or for a walk with mum or dad and look out for any butterflies. Observe the butterflies you find and draw a picture of them or one from the ABC video.</p>	<p>Draw a picture of you throwing at your targets.</p>	<p>shape. <u>Healthy Lunch Box</u> Think about the different foods you can eat. Some are everyday foods and others are sometimes foods. Everyday foods are healthy foods.</p> <p>Draw some healthy foods that can be put into your lunch box.</p>
--	--	--	--	--	---




## Tuesday: English - Sounds

I practised my sounds with Mrs Thompson on Google Classroom 😊  tick

Watch the video to learn the sound x with Mrs Thompson:

Write and draw some words that have the sound x in them with Mrs Thompson on the video. Pause when you need to and then draw and write some more.



fox

Write x correctly with Mrs Thompson in the box in different colours:

x





**Tuesday: English - Sound x**

Trace the following x sounds with Mrs Thompson on the video:



Write it:

---



---



Write it:

---

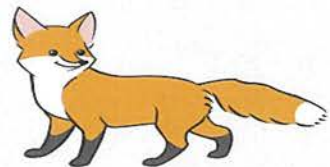


---

Sound out the words below:



6




---




---



---



Tuesday - Colour the fox picture:



Read the words by sounding them out, say them 3 times:  
Colour in the bubbles as you read them.

fox	😊😊😊	box	😊😊😊	mix	😊😊😊
six	😊😊😊	fix	😊😊😊	fax	😊😊😊

Tick the face to show how well you know the sound x




I know the sound x well




I'm still learning the sound x




I'm finding it hard




**Tuesday: English - Reading**

**Title** of the book I'm reading from the Reading Eggs Library:


---

**My Prediction** - Draw what you think the book will be about:



## Tuesday: English -Writing - The Very Hungry Caterpillar

Draw and label a picture of the Very Hungry Caterpillar. Use the word bank at the end of the booklet to help you.



Now write at least one sentence about the Very Hungry Caterpillar.

---

---

---

---

---

---

---

---

Tick the face to show how well you could sound out the words and write them on your own



I could sound and write words



I'm learning to sound and write my words

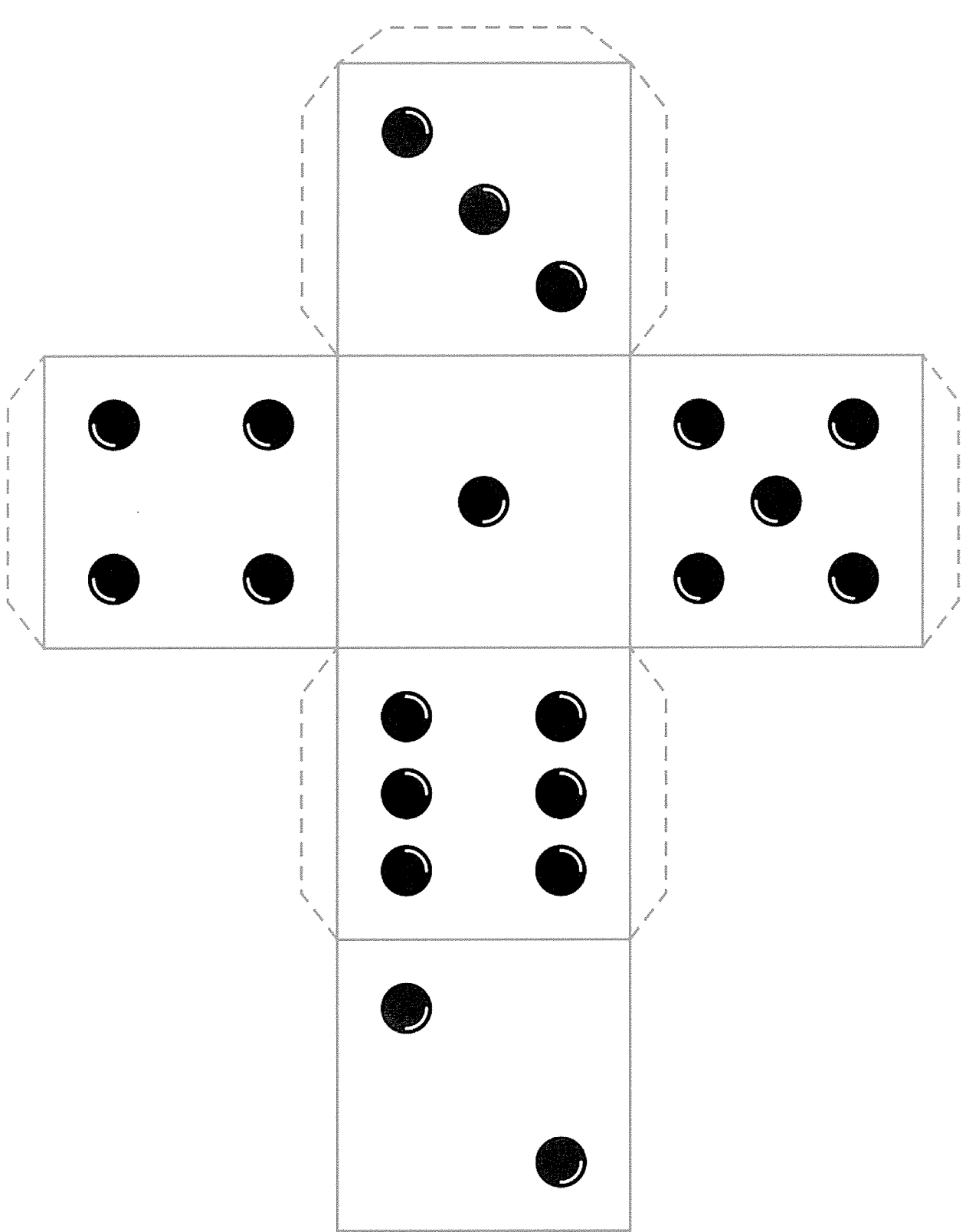


I needed help



**Tuesday: Mathematics - TENS Time Resource**

Cut out the following dice template and watch the video by Mr New on Google Classroom to build your own dice to use for your TENS Time for the entire week.





**Tuesday: Mathematics****Counting**

I completed the counting songs:

20-1 😊  and 1-100 😊

**TENS Time**

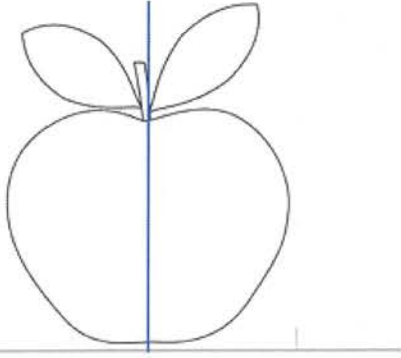

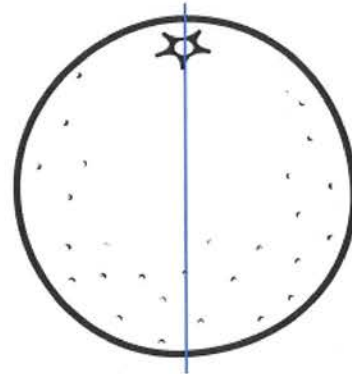
Complete the TENS game, Lion's Head. Place 10 pegs or pencils on your lion as directed by Mr New's video on Google Classroom. Using your own dice or a virtual dice, roll the dice and take away the correct amount of pegs. (Virtual dice: <https://www.online-stopwatch.com/chance-games/roll-a-dice/>)



Tick the face to show how well you could take away numbers from ten.

😊  I could take away numbers from 10    😐  I'm learning to take away numbers from 10    ☹️  I needed help



**Tuesday: Mathematics****Fractions - Halves**Colour 1 half of the apple **GREEN**.Colour 1 half of cupcake **PURPLE**.Colour 1 half of the strawberry **RED**.Colour in 1 half of the orange **YELLOW**.Colour 1 half of the heart **ORANGE**.

Colour 1 half of the butterfly.



Tick the face to show how well you understand halves.




I understand halves well




I'm learning about halves





I needed help





## Tuesday - Creative Arts

**Instructions:** Watch the How to Draw a Caterpillar activity posted on *Google Classroom* by Mrs Wright.  
You will need a lead pencil and coloured pencils.



**Wednesday: English - Sound and Tricky Word Practice**I practised my sounds with Mrs Thompson on Google Classroom 😊  tickI practised my Tricky Words with Mrs Patrick on Google Classroom 😊  tick**Read and write the Tricky Words**

Tricky Words	Tick if you can read them	Write the Tricky Words
I		
the		
he		
she		
me		
we		
be		
was		
to		
do		
are		
all		
you		
your		
come		
some		

**Tick the face to show how well you know your Tricky Words**
  I know most of my Tricky Words
   I know some of my Tricky Words
   I needed help






**Wednesday: English - Reading**

I completed the Reading Eggs lesson 😊  Lesson Number \_\_\_\_\_

Title of the book I'm reading from the Reading Eggs Library


---

**Checklist**

	<p>I read the book 3 times.</p> <p>😊 <input type="checkbox"/></p>	 <p><b>EAGLE EYE</b> Look at the Pictures!</p> <p>Look at the pictures for clues.</p>	<p>I used my eagle eyes to look at the pictures to help me read.</p> <p>😊 <input type="checkbox"/></p>
<p><b>POINTY PARROT</b> Point to the words!</p>  <p>Point to each word as you read</p>	<p>I used my pointy parrot to point to the words as I read.</p> <p>😊 <input type="checkbox"/></p>	<p><b>STRETCHY SNAKE</b> Stretch it out!</p>  <p>Stretch the word out slowly. Put the sounds together.</p>	<p>I used stretchy snake to sound out the words I wasn't sure how to read.</p> <p>😊 <input type="checkbox"/></p>

### Wednesday: English - Writing

Draw and label a picture of something the Very Hungry Caterpillar did. Use the word bank at the end of the booklet to help you.



Write at least one sentence about your picture.

---

---

---

---

---

---

---

---

Tick the face to show how well you could sound out the words and write them on your own



I could sound out and write words



I'm learning to write my words



I needed help



**Wednesday: Mathematics****Counting**

I completed the counting songs:

20-1 😊  and 1-100 😊

**TENS Time**

Complete the TENS game, Lion's Head. Place 10 pegs or pencils on your lion as directed by Mr New's video on Google Classroom. Using your own dice or a virtual dice roll the dice and take away the correct amount of pegs. (Virtual dice: <https://www.online-stopwatch.com/chance-games/roll-a-dice/>)



Tick the face to show how well you could take away numbers from ten.

😊  I could take away numbers from 10    😐  I'm learning to take away numbers from 10    ☹️  I needed help



Wednesday: Mathematics - Fractions - Halves

**Fractions – halves**

When we divide a whole into 2 equal parts, we call each part a **half**.

This is one whole apple.

The apple is now cut into halves.

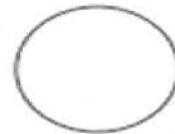
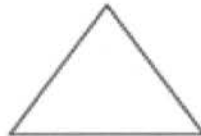
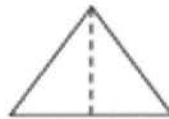
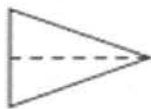


whole







half half

1 Colour 1 half of each shape.



2 Tick the shapes that have 1 half shaded. Remember, halves must be **equal** or the **same**.



Numbers and Patterns

Copyright © 3P Learning

SERIES 4 TOPIC | 39

Tick the face to show how well you understand halves.




I understand halves well




I'm learning about halves




I needed help

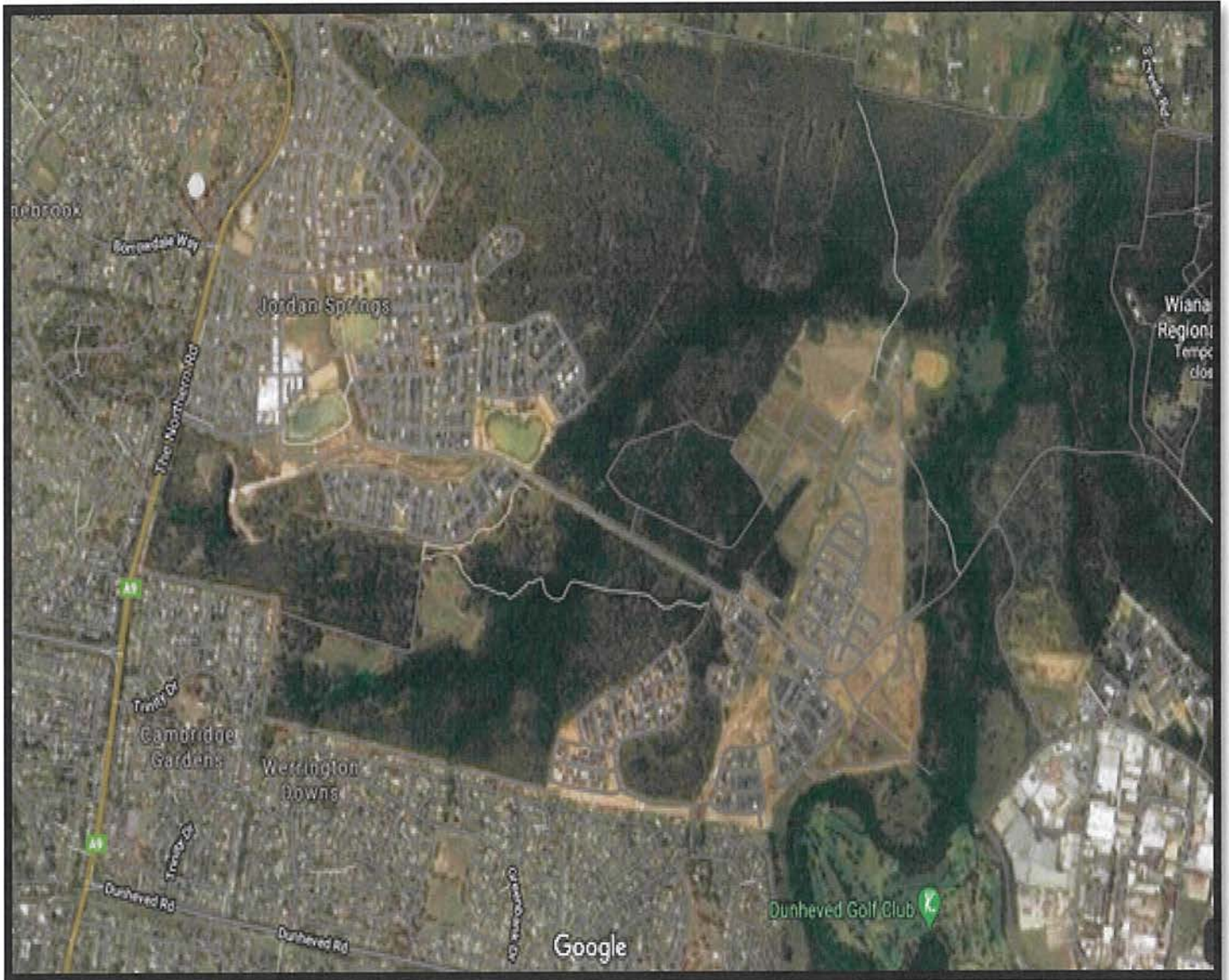
I completed two Mathematics tasks





## Wednesday: Geography

Do you live close to our school, or far away? Find our school on the map. It is at 34 Trinity Drive. Mark it in **red**. Now find your house and mark it in **blue**. Show the way you come to school in **green**.



My address is: \_\_\_\_\_

Tick the right face if you know your address




I know my address




I knew some of my address




I needed help



Thursday: English - Spelling

I practised my sounds with Mrs Thompson on Google Classroom 😊  tick

Read, trace and draw pictures of the tricky words **me** and **we** and the **it** family words:

me	we	bit
sit	hit	fit
quit	split	knit

Tick the face to show how well you could read your spelling words

😊 I could read most of my spelling words
  😐 I could read some of my spelling words
  😞 I needed help





**Thursday: English - Reading**

I completed the Reading Eggs lesson 😊  Lesson Number \_\_\_\_\_





Title of the book I'm reading from the Reading Eggs Library

---

**My favourite part of the story:**


Draw your favourite part of the story, you can write a sentence too:

**Checklist**

	<p>I read the book 3 times.</p> <p>😊 <input type="checkbox"/></p>		<p>I used my eagle eyes to look at the pictures to help me read.</p> <p>😊 <input type="checkbox"/></p>
	<p>I used my pointy parrot to point to the words as I read.</p> <p>😊 <input type="checkbox"/></p>		<p>I used stretchy snake to sound out the words I wasn't sure how to read.</p> <p>😊 <input type="checkbox"/></p>

**Thursday: English - Writing**

Draw and label some of the foods that the Very Hungry Caterpillar ate. Use the word bank at the end of the booklet to help you.



Write some sentences about the foods the caterpillar ate in the story. Use 'because' in your sentences to explain yourself more clearly.

---

---

---

---

---

---

---

---

Tick the face to show how well you could sound out the words and write them on your own  I could sound out and write words  I'm learning to write my words  I needed help

**Thursday: Mathematics****Counting**

I completed the counting songs:

20-1 😊  and 1-100 😊

**TENS Time**

Complete the TENS game, Lion's Head. Place 10 pegs or pencils on your lion as directed by Mr New's video on Google Classroom. Using your own dice or a virtual dice roll the dice and take away the correct amount of pegs. (Virtual dice: <https://www.online-stopwatch.com/chance-games/roll-a-dice/>)



Tick the face to show how well you could take away numbers from ten.


😊  I could take away numbers from 10    😐  I'm learning to take away numbers from 10    ☹️  I needed help



**Thursday: Mathematics - Number**

Practise writing the number 13.

13				

**Count and colour in 13 caterpillars.****Draw 13 cupcakes.****Write the numbers that come before and after 13**

Before

13

After

Tick the face to show how well you know the number 13



I knew the number 13 well




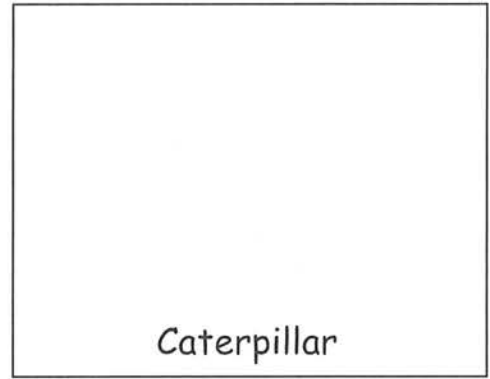
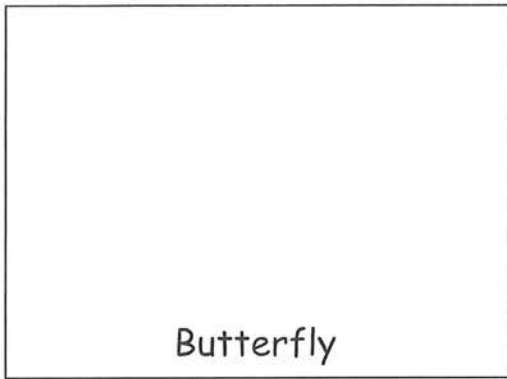
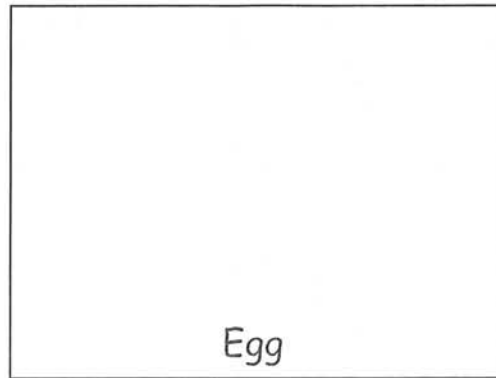
I'm still learning the number 13



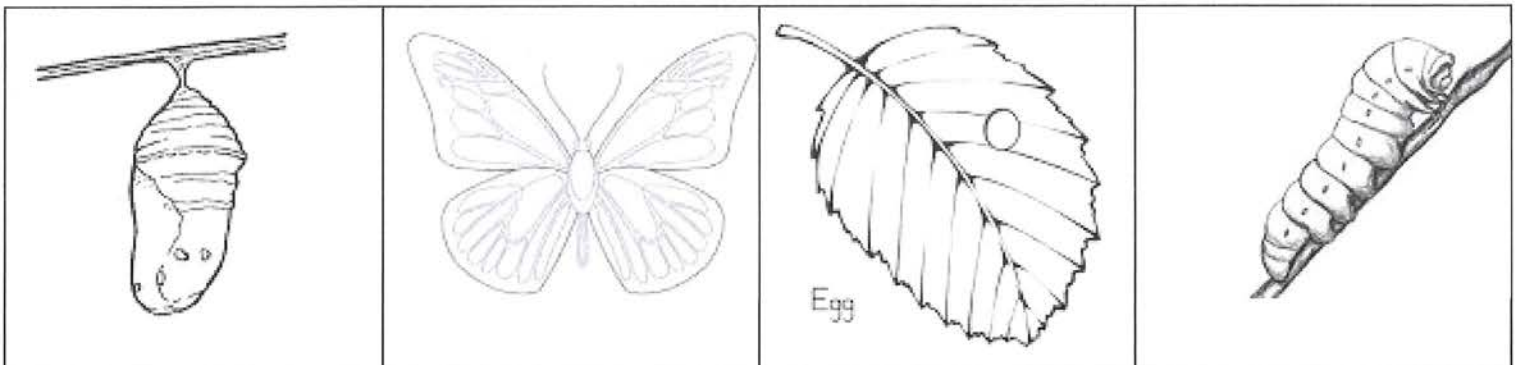
I'm finding it hard

I completed two Mathematics tasks 

# Thursday: Science - Butterfly Life Cycle



Colour and cut out the pictures below to glue in the correct order:








## Thursday - Science

Watch the ABC video about butterflies and then go out into the garden or for a walk and observe butterflies.

Draw a picture of one of the butterflies you found outside or one from the video. Remember to include lots of detail and colour.

Tick the face to show how well you can explain the butterfly life cycle

  I could explain the butterfly life cycle   I could explain some of the butterfly life cycle   I needed help



Friday: English - Reading and Writing

I practised my sounds with Mrs Thompson on Google Classroom 😊  tick

Read and write the spelling words using lots of coloured pencils:

Read (tick the words you can read)	Write (tick the words you can spell)	Write (tick the words you can spell)
me		
we		
bit		
sit		
hit		
fit		
Extension Work	Extension Work	Extension Work
quit		
split		
knit		
caterpillar		

Tick the face to show how well you know your spelling words

😊 I can spell many of my spelling words    
  😐 I can spell a few of my spelling words    
  😞 I needed help









### Friday: English - Reading

I completed the Reading Eggs lesson 😊  Lesson Number \_\_\_\_\_

Title of the book I'm reading from the Reading Eggs Library

### Checklist


	<p>I read the book 3 times.</p> <p>😊 <input type="checkbox"/></p>	 <p><b>EAGLE EYE</b> Look at the Pictures!</p> <p><small>Look at the pictures for clues.</small></p>	<p>I used my eagle eyes to look at the pictures to help me read. 😊 <input type="checkbox"/></p>
 <p><b>POINTY PARROT</b> Point to the words!</p> <p><small>Point to each word as you read</small></p>	<p>I used my pointy parrot to point to the words as I read.</p> <p>😊 <input type="checkbox"/></p>	 <p><b>STRETCHY SNAKE</b> Stretch it out!</p> <p><small>Stretch the word out slowly. Put the sounds together.</small></p>	<p>I used stretchy snake to sound out the words I wasn't sure how to read.</p> <p>😊 <input type="checkbox"/></p>

Write some Tricky Words from your book below:



**Friday: Writing**

Draw and label how the caterpillar changed from an egg into a butterfly. Use the word bank at the end of the booklet to help you.



Write about the caterpillar and how he changed. Describe the butterfly.

Five horizontal lines for writing.

Tick the face to show how well you could sound out the words and write them on your own  I could sound out and write words  I'm learning to write my words  I needed help

**Friday: Mathematics****Counting**

I completed the counting songs:

20-1 😊  and 1-100 😊

**TENS Time**

Complete the TENS game, Lion's Head. Place 10 pegs or pencils on your lion as directed by Mr New's video on Google Classroom. Using your own dice or a virtual dice roll the dice and take away the correct amount of pegs. (Virtual dice: <https://www.online-stopwatch.com/chance-games/roll-a-dice/>)







Tick the face to show how well you could take away numbers from ten.

😊  I could take away numbers from 10    😐  I'm learning to take away numbers from 10    ☹️  I needed help



## Friday: Mathematics - Measurement

Colour all pictures that are heavier than you **RED** and colour all the pictures that are lighter than you **BLUE**.



Tick the face to show how well you knew heavy and light items




I know the difference between heavy and light




I'm still learning the difference between heavy and light




I needed help


I completed two Mathematics tasks



**Friday - Physical Education**

I watched Mr New's video about throwing on the Google Classroom 😊

Draw a picture of you throwing at the target at home.



**Tick the face to show how well you threw**



I could hit a target



I could hit the target sometimes



I needed help



Monday: English - Sounds

I practised my sounds with Mrs Thompson on Google Classroom 😊  tick

Some sounds I could say easily:

Some sounds I needed help with:


**Monday: English - Sounds**

Trace the following or sounds:

or or or or or

Write it:

Sound out the words below:



Read the words by sounding them out, say them 3 times:  
Colour in the bubbles as you read them.

corn	😊😊😊	fork	😊😊😊	cork	😊😊😊
pork	😊😊😊	shorts	😊😊😊	torch	😊😊😊

Tick the face to show how well you know the sound or



I knew the or sound well



I'm still learning the or sound



I needed help







**Monday: English - Reading**

I completed the Reading Eggs lesson 😊  Lesson Number \_\_\_\_\_

Title of the book I'm reading from the Reading Eggs Library

---

**Checklist**


	<p>I read the book 3 times.</p> <p>😊 <input type="checkbox"/></p>	 <p><b>EAGLE EYE</b> Look at the Pictures!</p> <p>Look at the pictures for clues.</p>	<p>I used my eagle eyes to look at the pictures to help me read.</p> <p>😊 <input type="checkbox"/></p>
 <p><b>POINTY PARROT</b> Point to the words!</p> <p>Point to each word as you read</p>	<p>I used my pointy parrot to point to the words as I read.</p> <p>😊 <input type="checkbox"/></p>	 <p><b>STRETCHY SNAKE</b> Stretch it out!</p> <p>Stretch the word out slowly. Put the sounds together.</p>	<p>I used stretchy snake to sound out the words I wasn't sure how to read.</p> <p>😊 <input type="checkbox"/></p>

Copy a sentence from your reading book onto a piece of paper. Cut each word of your sentence and try to reassemble your sentence. Glue the sentence below. Complete one sentence each at a time, before starting a new cut sentence. Don't forget capitals and full stops.



**Monday: English - Writing**

Draw and label something you did on the weekend. Include lots of detail.



Write a sentence (or two or more sentences) about something you did on the weekend. Please focus on sounding words out you need to write and use your best handwriting. You can start with **On the weekend,**

---

---

---

---

---

---

---

---

---

---

Tick the face to show how well you could sound out the words and write them on your own



I could sound out and write words



I'm learning to write my words



I needed help



**Monday: Mathematics****Counting**

I completed the counting songs:

20-1 😊  and 1-100 😊

**TENS Time**

Complete the TENS game, Lion's Head. Place 10 pegs or pencils on your lion as directed by Mr New's video on Google Classroom. Using your own dice or a virtual dice, roll the dice and take away the correct amount of pegs. (Virtual dice: <https://www.online-stopwatch.com/chance-games/roll-a-dice/>)



Tick the face to show how well you could take away numbers from ten.

😊  I could take away numbers from 10    😐  I'm learning to take away numbers from 10    ☹️  I needed help



**Monday: Mathematics - Shapes**I watched the Shapes Song: 😊 

Go on a shape walk around your home to find all the different shapes. If you are unable to walk around your home watch the Numberjacks Go On Their Very Own Shape Hunt.

[https://www.youtube.com/watch?v=9O5o1k\\_5UKw&list=PLE9pMcf1Eun-4j-5N7Z7c6\\_ThO2qJaPYG&index=3](https://www.youtube.com/watch?v=9O5o1k_5UKw&list=PLE9pMcf1Eun-4j-5N7Z7c6_ThO2qJaPYG&index=3). Draw what shapes you find below.

Tick the face to show how well you found shapes.

😊  I could name 4 or more shapes    😐  I could name 2 or 3 shapes    😞  I needed help

I completed two Mathematics tasks 😊



## Monday: Health - Kitchen Garden

Watch Mrs Cheetham's video in Google Classroom on planting Broad Beans and Dwarf Beans.

Write a sentence about **Broad Beans** and **Dwarf Beans** using the pictures to help you. Remember to look at their colour, size and shape.

# I can see




---



---

# The beans are







---



---

Tick the face to show how well you can describe the beans.

 I can describe different beans
   I could describe something about the beans
   I needed help

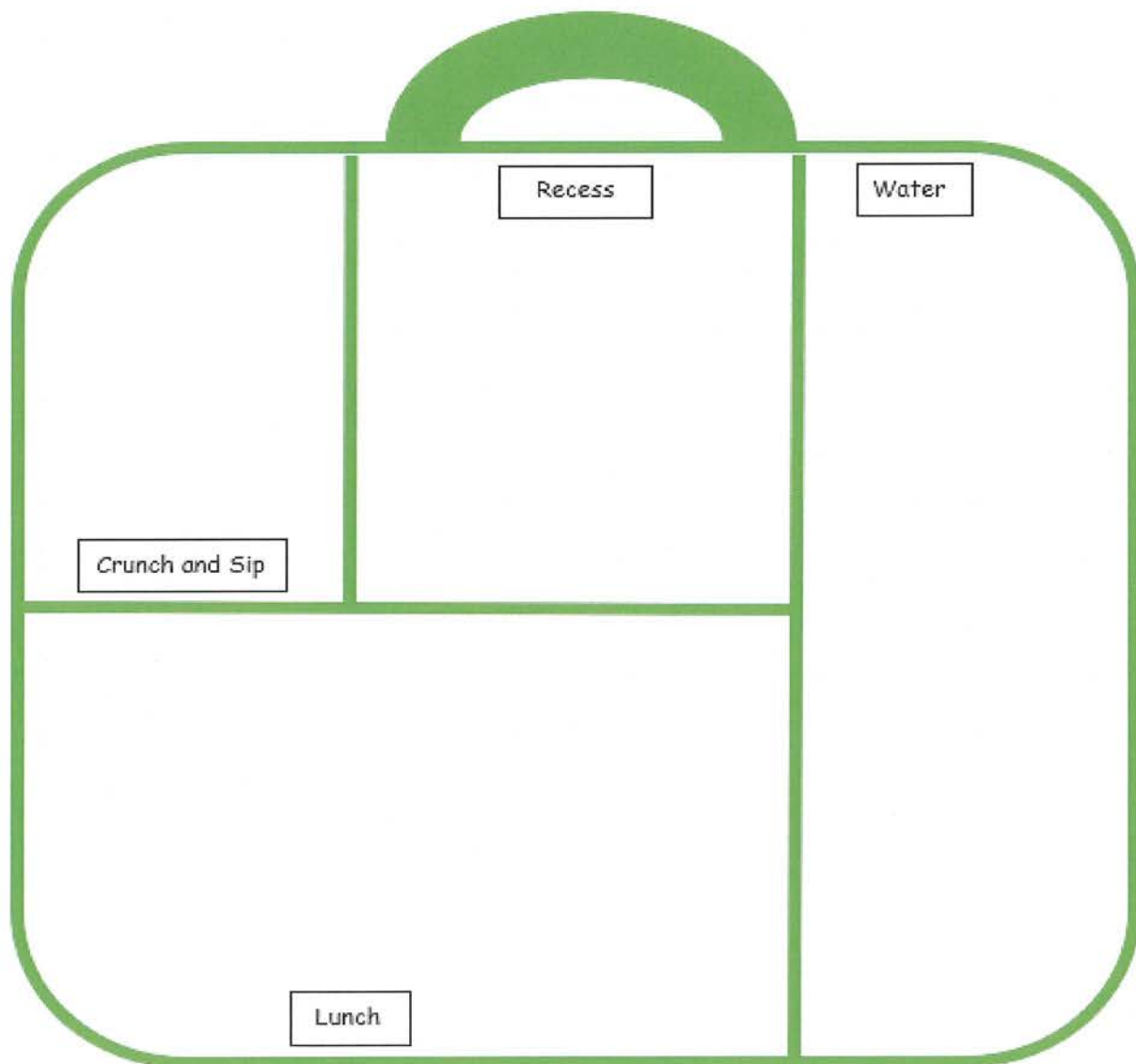


## Monday: Health - Kitchen Garden

Draw healthy foods that can be packed into your lunch box.

Try not to pack 'sometimes foods' every day.

Once you are finished colour it in with your coloured pencils.



Tick the face to show if you could identify healthy foods



I know lots of healthy foods



I know some healthy foods






I needed help



## Student and Parent Reflection:

### Student

**I am happy with the amount of work I completed**

 I know I did my best
   I am learning to work at home
   I found it hard

Ask Mum or Dad to write for you:

**What did I enjoy most in this unit of work?**

---



---

**What did I need help with?**

---



---

### Parent

I was happy with the amount of work completed by my child: \_\_\_\_\_

### Attendance

My intentions for Phase One:

- I will continue to send my child following the Phase One Guidelines of one day face to face learning, 4 days remote learning.
- I am an essential service worker and/or it is not possible for my child to do remote learning
- I will be keeping my child home full time doing remote learning until further notice due to Covid-19 concerns.



Any comments or queries?

---

---

---

Teacher's Response

---

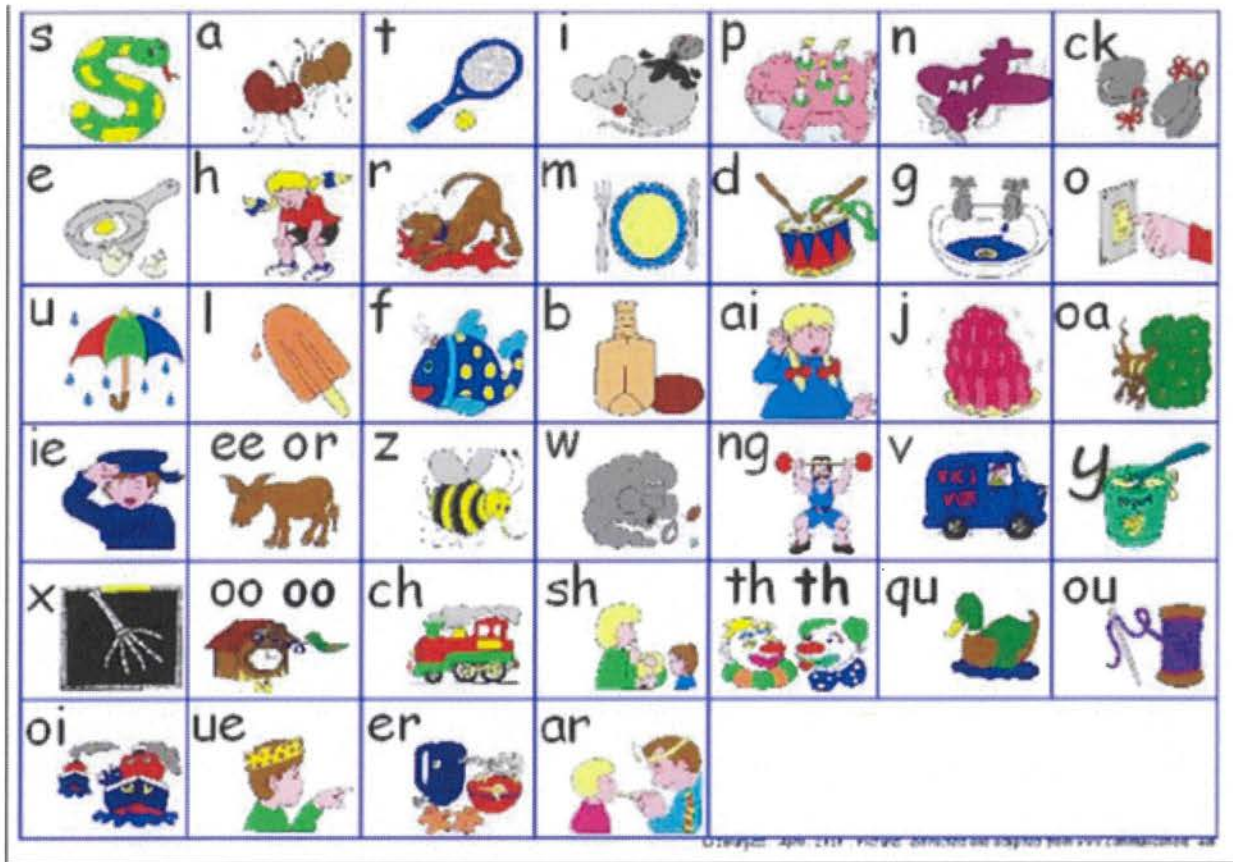
---

---









BLUE	YELLOW	RED	GREEN	PINK	BROWN
I	you	one	why	saw	once
the	your	by	where	put	upon
he	come	like	who	could	always
she	some	have	which	should	also
me	said	live	any	would	of
we	here	give	many	right	eight
be	there	only	more	two	love
was	they	old	before	four	cover
to	go	little	other	goes	after
do	no	down	were	does	every
are	so	what	because	made	mother
all	my	when	want	their	father



## The Very Hungry Caterpillar word bank

Use this word bank each day to help you with your writing.

Colour in the pictures. You can use these words when you write your stories this week.

