

Year 4

Unit 6

Name: _____

Class: HANSON



Teaching and Learning Continuity Plan – Unit 6 – Stage 2 – Phase 1

Dear Parents and Caregivers,

15th May 2020

Firstly I'd like to thank everyone for their support while the school has been engaging in Phase 0 of the staggered return to school in Term 2. This strong partnership that has been enhanced through remote learning has ensured that we have been able to support our students and continue their learning. As we move to Phase 1 of this return to school in Week 3, we would like to make sure you're aware of the organisation for your child's class and/or grade for booklets and face-to-face learning.

Phase 1 for Stage 2 (Barnes, Sheeran, Sinatra and Sheppard)

Face-to-face learning -Thursday

Friday to Wednesday – Remote learning continues for those that can learn from home

Phase 1 for Stage 2 HANSON

Face-to-face learning -Friday

Monday to Thursday – Remote learning continues for those that can learn from home

Stage 2 Weekly Unit Organisation

Barnes, Sheeran, Sinatra and Sheppard will continue to changeover their booklet on Thursday as this will be the day face-to-face teaching will occur for this group. Hanson Class will now have their booklet changeover on a **Friday** as this will be the day of their face-to-face teaching.

- Booklets can now be collected and returned on your child's designated Phase 1 staggered return day (as above).
- Parents of students who continue to keep their children at home during the Phase 1 staggered return, can continue to access the Year 3 or 4 booklet from the front office, the school website, via email or via Google Classroom.
- Please ensure your child's name and class are on the front cover of the booklet.
- If you are returning your work via email, the subject line must be **Mrs Hetherington** only. You must include your child's name and class in the body of the email. This will ensure that your child's work will be forwarded to the right teacher to provide recognition of work. The school's email address is cambridgeg-p.school@det.nsw.edu.au



Cambridge Gardens Public School

Innovation, Excellence, Connections & Fun

- For returned student work in class and via the front office, teacher recognition and feedback will be provided in a timely manner.
- For returned student work via email, teacher recognition and feedback will be provided back via email.

Google Classroom Joining Codes: Year 3 – ahmg4ou

Year 4 – vlgycbv

If you have any questions please contact the front office. Please be mindful that the school only has limited phone lines available to use, so please be fair and limit your questions to allow all parents access to this provision.

Please be aware that over the coming period and as we move through the phases, the type, style and delivery of work to students will develop and change. We would like to thank all of our fantastic students and families for their support, patience and kindness.

Wishing you all health and happiness.

Stage 2 Teachers

Mr. Sheaves, Mrs Stoeckl, Mr. Sargeant, Miss Barbagallo, Mrs Hiser-Smith and Mrs Hetherington



Year 4 Weekly Learning Plan Unit 6 – 15/5/2020-21/5/2020

Friday – 15/5

Face to Face Day

Monday

Tuesday

Wednesday

Thursday

Morning

English

Spelling

This week's focus is 'or for er'.
-Write your spelling list.
- Complete 2 parts of your spelling sheet

Jolly Grammar



This week's focus is 'Changing Verb Tense' [Google Classroom Demonstration Available Online](#)

- Complete your Jolly Grammar sheet

Writing



Persuasive Writing – [Google Classroom Demonstration Available Online](#)

- Review persuasive writing

English

Reading

Choose one option from the below reading activities
1. Login to Wushka and read one set text
2. Read 2 chapters from a book you have at home

Spelling

- Write your spelling list
- complete the remainder of your spelling sheet

Viewing

Watch a BTN Classroom episode of your choice. If you do not have access to this, look for a news article in the local paper. Create a VIP summary with at least 3 dot points per

English

Reading

Choose one option from the below reading activities
1. Login to Wushka and read one set text
2. Read 2 chapters from a book you have at home

- Read the next chapters of your book out loud to a family member.
-Think about volume and smooth reading.

Wushka Optional – complete a worksheet online from one of your set texts

English

Reading

Choose one option from the below reading activities
1. Login to Wushka and read one set text
2. Read 2 chapters from a book you have at home

- Think of 3 surface and 3 deep questions that you could ask someone about what you read today.
- Review the [Google Classroom Demonstration](#) on Surface and Deep questions from Thursday



Spelling

- Write your spelling list
-Write your words with rainbow colours

English

Reading

Find a short story or picture book and read out loud to a family member. Think about your expression during conversations in the story.
-Remember a ? and ! change the tone of your voice.

Spelling

-Have a family member test you. If this isn't possible write your list doing look, cover, write, check.

Journal Writing

Write a journal entry about your experience while learning at home.
-You must write a minimum of 2 paragraphs.



- Use the OREO scaffold
- Complete the set writing activity

Stage Novel Ch3 p2



The Grand Genius Summer of Henry Hoobler [Google Classroom Reading Available Online](#)



Comprehension Strategy

Surface and Deep questioning [Google Classroom Demonstration Available Online](#)

-Use this strategy to think of 3 surface and 3 deep questions that you could ask someone based on the Stage Novel reading from today

new story. Present your summary to your family.

Writing

Persuasive Writing

- Use the OREO scaffold
- Complete the set writing activity
- Review the [Google Classroom Demonstration](#) on Persuasive Writing from Thursday

Spelling

- Write your spelling list
- Write your words from shortest to longest

Writing

Persuasive Writing

- Use the OREO scaffold
- Complete the set writing activity

Handwriting

- Complete the handwriting work

Writing

Persuasive Writing

- reconstruct the Persuasive Text into its correct order
- Consider what part of OREO each part fits.



Stage Novel Ch3 p3

The Grand Genius Summer of Henry Hoobler [Google Classroom Reading Available Online](#)

Stage Novel Ch4



The Grand Genius Summer of Henry Hoobler [Google Classroom Reading Available Online](#)

- Complete the comprehension questions for this chapter.

Break



Middle

Mathematics

Number of the Day

Pick one of the numbers listed. Draw and write everything you know about that number (you can use any operation you like), and answer the questions. *Explicit example on Google Classroom*

Timetables Practice



Practice your x7 tables 3 times. Try saying them out loud also.

Try our 60 second challenge

Google Classroom Video Available

Problem a Day

Complete today's PAD

Number and Algebra- Multiplication and Division

- Complete the set activity on Factors

Google Classroom Demonstration Available Online



Mathematics

Number of the Day

Pick one of the numbers listed. Draw and write everything you know about that number (you can use any operation you like), and answer the questions. *Explicit example on Google Classroom*

Mathletics

Complete two Mathletics tasks set for you by your classroom teacher.

Timetables Practice



Practice your x4 tables 3 times. Try saying them out loud also.

Try our 60 second challenge

Google Classroom Video Available

Problem a Day

Complete today's PAD

Mathematics

Number of the Day

Pick one of the numbers listed. Draw and write everything you know about that number (you can use any operation you like), and answer the questions. *Explicit example on Google Classroom*

Mathletics

Complete two Mathletics tasks set for you by your classroom teacher.

Timetables Practice



Practice your x6 tables 3 times. Try saying them out loud also.

Try our 60 second challenge

Google Classroom Video Available

Problem a Day

Complete today's PAD

Mathematics

Number of the Day

Pick one of the numbers listed. Draw and write everything you know about that number (you can use any operation you like), and answer the questions. *Explicit example on Google Classroom*

Mathletics

Complete two Mathletics tasks set for you by your classroom teacher.

Timetables Practice



Practice your x12 tables 3 times. Try saying them out loud also.

Try our 60 second challenge

Google Classroom Video Available

Problem a Day

Complete today's PAD

Mathematics

Number of the Day

Pick one of the numbers listed. Draw and write everything you know about that number (you can use any operation you like), and answer the questions. *Explicit example on Google Classroom*

Mathletics

Complete two Mathletics tasks set for you by your classroom teacher.

Timetables Practice



Practice your x10 tables 3 times. Try saying them out loud also.









Try our 60 second challenge

Google Classroom Video Available

Problem a Day

Complete today's PAD



	<p>Whole Number – Four Digit Numbers-</p> <p>-give each 4 digit number their correct place vale</p> <p>-place the numbers in ascending and then descending order</p>	<p>TENS at Home </p> <p>- Mean Squares Google Classroom Video Available</p> <p>Number and Algebra- Multiplication and Division</p> <p>- Complete the set activity on Factors</p>	<p>TENS at Home </p> <p>- Mean Squares Google Classroom Video Available</p> <p>Measurement and Geometry - Time</p> <p>Complete the time activity.</p>	<p>TENS at Home </p> <p>- Mean Squares Google Classroom Video Available</p> <p>Number and Algebra- Multiplication</p> <p>Complete multiplication problems provided</p> <p><i>*Optional Extension Activity*</i></p>	<p>TENS at Home </p> <p>- Mean Squares Google Classroom Video Available</p> <p>Measurement and Geometry- Data</p> <p>Complete the data activity</p> <p><i>*Optional Extension Activity*</i></p>
Break					
Afternoon	<p>HSIE- Geography</p> <p>Compare flora and fauna that is native to Australia and to China</p> <p>Smiling Minds- Awareness Miss Barbagallo Google Classroom Video Available </p>	<p>DEAR – Drop everything and read (15minutes)</p> <p>Creative Arts – Visual Arts</p> <p>Create a ‘Loo Roll’ sculpture</p> <p>-follow the instructions to complete the activity</p> <p>Science with Mrs Stoeckl Google Classroom Video Available </p>	<p>DEAR – Drop everything and read (15minutes)</p> <p>Science</p> <p>Complete the ‘Which worm?’ activity.</p> <p>PE</p> <p>Just Dance – Complete 4 Just Dance activities from Youtube.</p>	<p>DEAR – Drop everything and read (15minutes)</p> <p>Creative Arts</p> <p>Dance – With Miss Fry</p> <p>- learn the ‘Cha Cha Slide’ dance with Miss Fry on Google Classroom. </p> <p>Library – Mrs Antonelli Google Classroom Video Lesson Available </p>	<p>DEAR – Drop everything and read (15minutes)</p> <p>PDH</p> <p>Planning a Safe Journey?</p> <p>-Complete the activity provided.</p> <p>PE</p> <p>Set up a fitness circuit and complete 15 minutes of physical activity.</p>








Learning environment checklist

In setting up this space the following should be considered:

- Is the area free of distraction?
- Is there excessive noise in the area?
- Are there trip hazards in the area?
- Is the area exposed to direct glare or reflections?
- Does the area have sufficient power points available?
- Is equipment (extension cords etc.) in good, safe, working condition?
- Is there a proper desk and chair and other necessary equipment (light, stationery and devices)?
- Is the chair adjusted correctly?
 - Feet should be flat on the floor and knees bent at right angles with thighs parallel to the floor.
 - The chair backrest should support the lower back and allow your child to sit upright.
 - The chair should move freely and not be restricted by hazards such as mats and power cords.
 - Chair arm rests should be removed or lowered when typing.
- Is the computer adjusted correctly?
 - The screen should be positioned directly in front of your child.
 - The screen should be at a distance where your child can see clearly and easily without straining. The top of the screen should be slightly lower than eye level.
 - The keyboard should be positioned at a distance where elbows are close to your child's body and their shoulders should be relaxed.
 - The mouse should be placed directly next to the keyboard.
- Are their most frequently used items within easy reach from a seated position?



Friday



Spelling

This week's focus is 'or for er'.

1. Write your spelling list.
2. Complete 2 parts of your spelling sheet.

Spelling List 13 'or' for 'er'

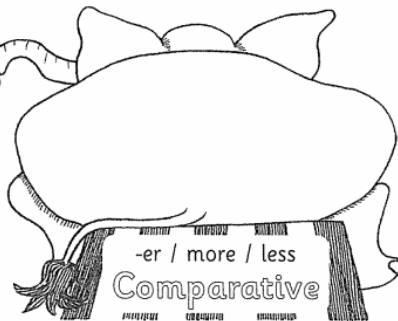

1. worm
2. word
3. world
4. worst
5. worker
6. worse
7. workable
8. worthy
9. worship
10. fireworks
11. worksheet
12. worthless
13. workmanship
14. worldliness
15. workforce
16. worldwide
17. worthwhile
18. worthlessness



Choose twelve words from the Spelling List and write down their meanings. Use a dictionary to check they are correct.

1. _____
2. _____
3. _____
4. _____
5. _____
6. _____
7. _____
8. _____
9. _____
10. _____
11. _____
12. _____

Write the comparative and superlative for each adjective in the elephants below.



Parse this sentence, identify the subject and choose the correct tense.

He will be the worst worker in the world.

simple past	simple present	simple future
past continuous	present continuous	future continuous




Jolly Grammar

This week's focus is 'changing verb tenses'

Watch the video on [Google Classroom Online](#), and complete the sheet below.

Changing Verb Tenses

Identify the verbs in these sentences and underline them in red. Then rewrite each sentence in the tense shown on the beehive.



Verbs			
	Past	Present	Future
Simple Tense	I looked	I look	I shall look
Continuous Tense	I was looking	I am looking	I shall be looking



1. They exercise every day at the gym.



2. He introduces the next performer.



3. We search for the missing dog.




4. The dog rolls around in the mud.



5. Alex wipes the table after dinner.



6. You cut the cake into two halves.



7. I start my new job next week.



8. The baby yawns sleepily.



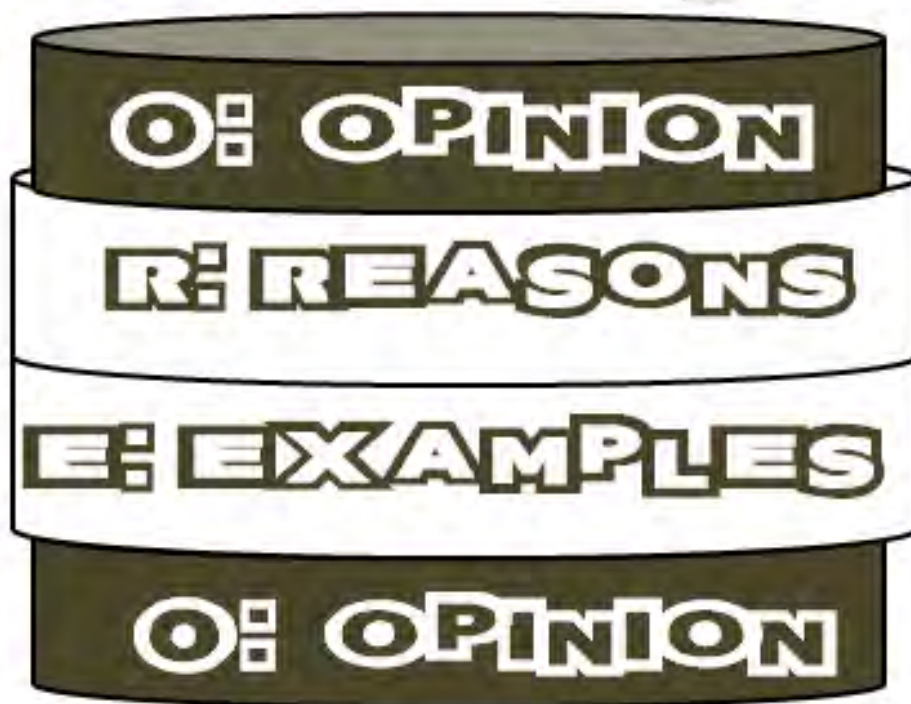
I am you are it is we are they are
I was you were he was we were they were

Writing

Persuasive Writing - *Google Classroom Demonstration Available Online*

Persuasive Writing

OREO



Remember- giving 2 or 3 reasons and examples strengthens your argument and makes your writing more persuasive.



Mrs Hiser-Smith's example

I guarantee the Ultimate Super Bouncer is the only ball you need and urge you to catch one today.



This vibrant green, super bouncy ball will change your life.

Its award-winning design makes it remarkably popular, stocks will not last.

With this ultra-bouncy, eye catching sphere of the future you are guaranteed to become the most popular kid on the playground.

So, bounce in store today and snag the legendary, must have, Ultimate Super Bouncer. You'll have it all if you own this ball!

Mrs Hiser-Smith's example in the OREO scaffold

Persuasive Writing



Oreo

O - Opinion: State your opinion about the topic (In my opinion..., I believe.., etc.)

I guarantee the Ultimate Super Bouncer is the only ball you need and urge you to catch one today.

r - Reason: Given your reasons or information to support your opinion (One reason it important is that... or An obvious argument is that...)

This vibrant green, super bouncy ball will change your life.

Its award-winning design makes it remarkably popular, stocks will not last.



e - Example/Explanation: Give details or examples to support your opinion (For example..., This is evidenced when etc.)

With this ultra-bouncy, eye catching sphere of the future you are guaranteed to become the most popular kid on the playground.

O - Opinion: Restate your opinion (As you can see..., All in all..., Without a doubt it is clear...)

So, bounce in store today and snag the legendary, must have, Ultimate Super Bouncer. You'll have it all if you own this ball!

Your persuasive writing task:

Look at Mrs Hiser-Smiths example of a persuasive piece of writing from her demonstration lesson. Also look at how her example fits into the OREO scaffold.

Your task is to create your own persuasive piece of writing using the OREO scaffold. If you feel confident, think of your own item that you would like to persuade us to buy, or if you would like to work off Mrs Hiser-Smith's example, try selling us a RED ball instead.



Persuasive Writing



Oreo

O - Opinion: State your opinion about the topic (In my opinion..., I believe..., etc.)

r - Reason: Given your reasons or information to support your opinion (One reason it important is that... or An obvious argument is that...)

e - Explanation: Give details or examples to support your opinion (For example..., This is evidenced when etc.)

O - Opinion: Restate your opinion (As you can see..., All in all..., Without a doubt it is clear...)



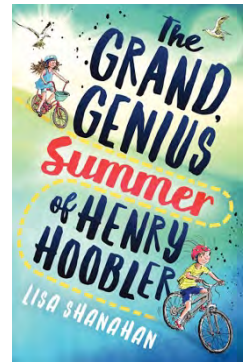
<p>Success Criteria (student to complete):</p> <p><input type="radio"/> My opinion makes it clear I LOVE my chosen item.</p> <p><input type="radio"/> I have written clear reasons.</p> <p><input type="radio"/> I have written clear examples/explanations.</p>	<p>Teacher Recognition (English)</p> <p><input type="radio"/></p>
--	---

Stage Novel Ch 3 part 2

Watch a reading of *The Grand Genius Summer* of Henry Hoobler.



Google Classroom reading available online.



Comprehension Strategy

Surface and Deep questioning [Google Classroom Demonstration Available Online](#)

-Use this strategy to think of 3 surface and 3 deep questions that you could ask someone based on the Stage Novel reading from today



Success Criteria (student to complete):	Teacher Recognition (English)
<p><input type="radio"/> I have completed my spelling activities.</p> <p><input type="radio"/> I have completed my grammar activities.</p> <p><input type="radio"/> I have listened to the novel and completed the comprehension activity, making sure to use deep and surface level questions.</p> <p><input type="radio"/> I have checked my work for accurate spelling and punctuation.</p>	<p><input type="radio"/></p>



Mathematics- Number of the Day

Today's numbers of the day are 71 and 410.

Choose one of these numbers. Draw and write everything you know about that number.



Answer these questions focusing on your chosen number from the previous page:

My number is: _____ (write which number you have chosen from the previous page)

Write it in words	
10 more	
15 less	
Subtract 21	
Round to the nearest 10	
Next even number	
Write a pattern starting at your number	
List some factors	
Is it divisible by two?	
Double it	

Timetables practise-

Practise your x7 tables three times. Say them out loud as you go. Try our 60 second challenge! Video available on *Google Classroom*.





Problem A Day-

Complete today's problem.

Each year Rebecca collects food cans to donate to charity.

In 2018 she collected 259 cans and in 2019 she collected 375 cans.

How many more cans did she collect in 2019?

Write a number sentence and draw a diagram to explain how you solved it.



- 116 115 114 117 ○
- ○ ○ ○

Working out - Transformation step



Number and Algebra- Multiplication and Division

- Complete the set activity on factors

Google Classroom Demonstration Available Online




Using known facts – factors and multiples

Factors are numbers that you multiply together to give a multiple.



$$3 \times 6 = 18$$



$$2 \times 9 = 18$$

These arrays show some of the factors of 18: 3, 6, 2 and 9.

Can you think of any other factors of 18?


1 Complete the number sentence for each set of arrays and then list the factors.



$$\square \times \square = \square$$



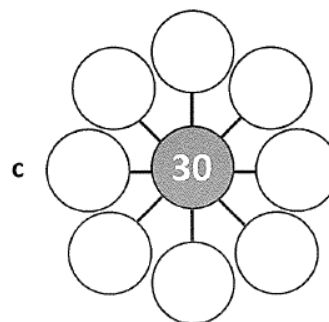
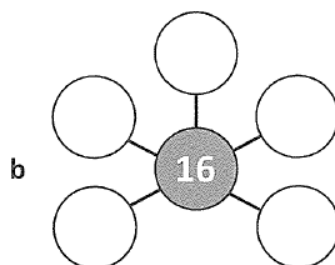
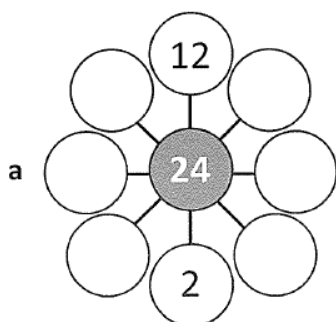
$$\square \times \square = \square$$



$$\square \times \square = \square$$

d The factors of 12 are:

2 Complete each diagram to show the factors of the number in the middle circle:



Whole Number - Four Digit Numbers-

Give the number 3414 its correct place value

Thousands	Hundreds	Tens	Ones
3	4	1	4

Give each of the 4 digit numbers below their correct place value

3728 2637 1230 7654 6527 2376 2001 7221 4231

Thousands	Hundreds	Tens	Ones

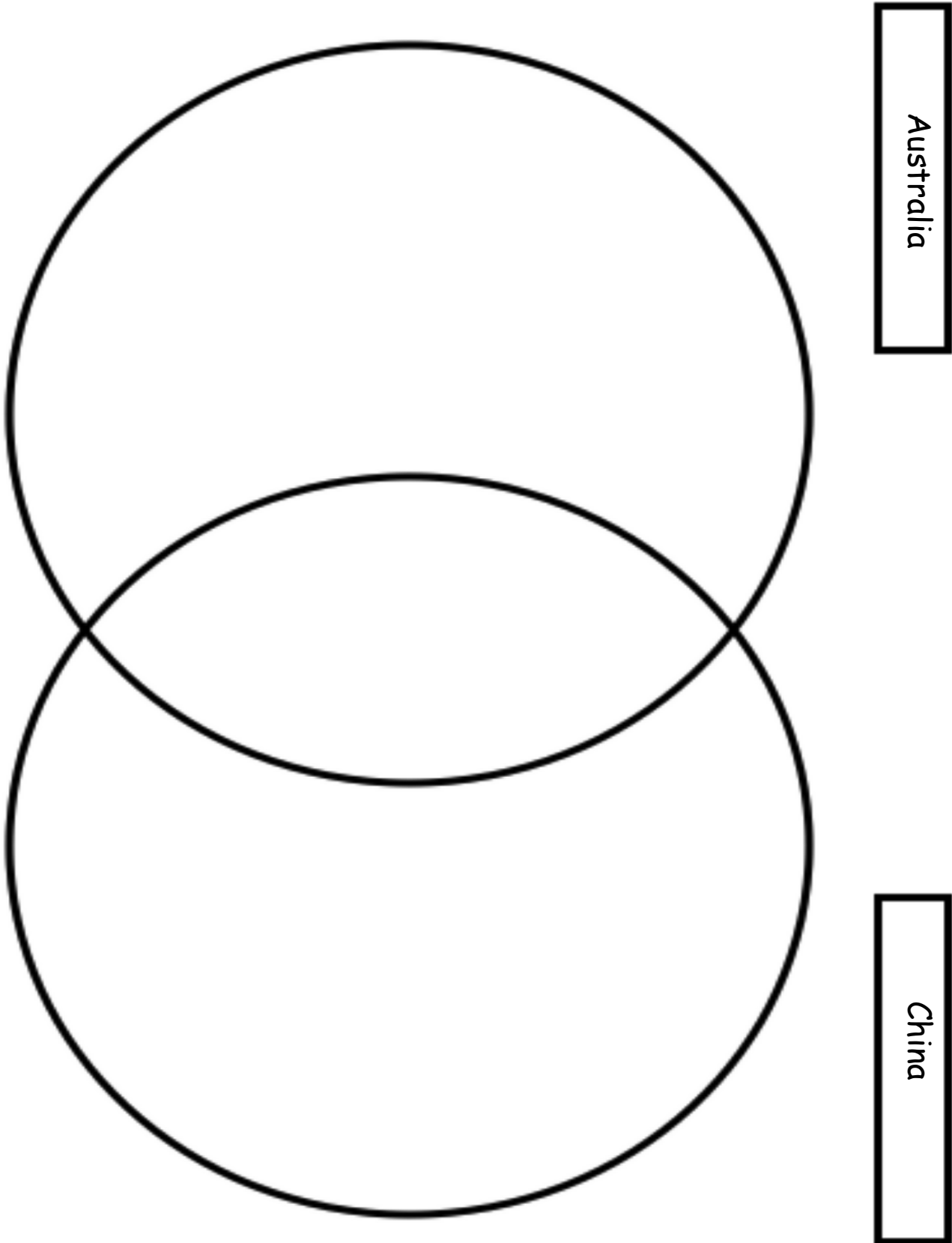
Now place these 4 digit numbers in ascending (>) order

Success Criteria (student to complete):	Teacher Recognition (Mathematics):
<p><input type="radio"/> I have completed the Number of the Day activities.</p> <p><input type="radio"/> I have practised my timetables.</p> <p><input type="radio"/> I have completed my Problem A Day.</p> <p><input type="radio"/> I have completed the multiplication worksheet, focusing on learning my multiplication facts.</p>	<p><input type="radio"/></p>



HSIE- Geography

Investigate and complete the Venn diagram related to the native plants in Australia and compare and contrast that with China. Complete the Venn diagram to identify the differences and similarities of the native flora of each nation.



Smiling Mind- Meditation Focus: Awareness



Miss Barbagallo [Google Classroom Video Available](#)



Mindfulness is paying attention to what you are doing or how you are feeling right now (in the present moment). Practising mindfulness helps us become more focussed and aware, and more able to direct our attention where we want it to be. We practise mindfulness by choosing to focus on something, and then bringing our attention back to this when it becomes distracted. Mindfulness meditation is like exercise for your brain. Just like you do exercise to keep your body healthy, you meditate to keep your brain healthy. Every time you meditate, you are strengthening your mindfulness muscle. We can start to develop the skill of mindfulness by practising paying attention to our body. Our bodies are always with us!



Complete the **Bubble Journey** guided meditation. You can do this through the Smiling Minds website or you can watch Miss Barbagallo's video.



Reflect on your guided meditation by reflecting on these questions. You might like to draw or write your reflections below.

What colour was your bubble?

How did you feel when you breathed deeply?

Were you able to focus on your breathing some of the time?

Did you think about other things too?

What did you think about?

Were you able to recognise when your mind had wandered and bring your attention back to your breath?



--

Success Criteria (student to complete):

- I have completed the HSIE activity by exploring the differences and similarities between the flora of Australia and the flora of China.
- I have completed the Smiling Mind activity and reflected on my meditation.

Teacher Recognition (Geography & Smiling Mind):

I have completed today's work to the best of my ability.


Signed: _____

I am happy with the quality and the amount of work my child has completed today.

Signed: _____



Monday



English

Reading

Choose one option from the below reading activities

1. Login to Wushka and read one set text
2. Read 2 chapters from a book you have at home



Spelling

- Write your spelling list
- Complete the remainder of your spelling sheet

Viewing

Watch a BTN Classroom episode of your choice. If you do not have access to this, look for a news article in the local paper. Create a VIP summary with at least 3 dot points per new story. Present your summary to your family.



<p>Success Criteria (student to complete):</p> <p><input type="radio"/> I have completed the reading activities.</p> <p><input type="radio"/> I have completed my spelling list and the rest of my spelling sheet.</p> <p><input type="radio"/> I have watched a BTN episode and written 3 VIP's.</p>	<p>Teacher Recognition (English):</p> <p><input type="radio"/></p>
---	--

Writing

Your task is to create your own persuasive piece of writing using the OREO scaffold. Think of your favourite toy and try to persuade us that we should have it too! Remember you can look at Mrs Hiser-Smith's example and the OREO explanation again for help.



Persuasive Writing

Oreo

O - Opinion: State your opinion about the topic (In my opinion..., I believe., etc.)



r - Reason: Given your reasons or information to support your opinion (One reason it important is that... or An obvious argument is that...)

e - Explanation: Give details or examples to support your opinion (For example..., This is evidenced when etc.)

O - Opinion: Restate your opinion (As you can see..., All in all..., Without a doubt it is clear...)

<p>Success Criteria (student to complete):</p> <ul style="list-style-type: none"><input type="radio"/> My opinion makes it clear I LOVE my chosen item.<input type="radio"/> I have written clear reasons.<input type="radio"/> I have written clear examples/ explanations.	<p>Teacher Recognition (English):</p> <ul style="list-style-type: none"><input type="radio"/>
--	---



Mathematics- Number of the Day

Today's numbers of the day are 42 and 251.

Choose one of these numbers. Draw and write everything you know about that number.



Answer these questions focusing on your chosen number from the previous page:

My number is: _____ (write which number you have chosen from the previous page)

Write it in words	
10 more	
15 less	
Subtract 21	
Round to the nearest 10	
Next even number	
Write a pattern starting at your number	
List some factors	
Is it divisible by two?	
Double it	

If you would like an extra challenge, you can visit this website and complete the Number Of The Day there.

www.mathsstarters.net/numoftheday/

Mathletics-

Complete two Mathletics tasks set by your teacher.

Task 1: _____

Task 2: _____



Timetables practise-

Practise your x4 tables three times. Say them out loud as you go. Try our 60 second challenge! Video available on Google Classroom.



Problem A Day-

Complete today's problem.

Teaberry school is having a Read-a-Thon. The students in 3S set a goal of reading 270 books. They still have to read 156 books to reach their goal. How many books have they read so far?

Write a number sentence and draw a diagram to explain how you solved it.



112

114

116

115

Working out - Transformation step



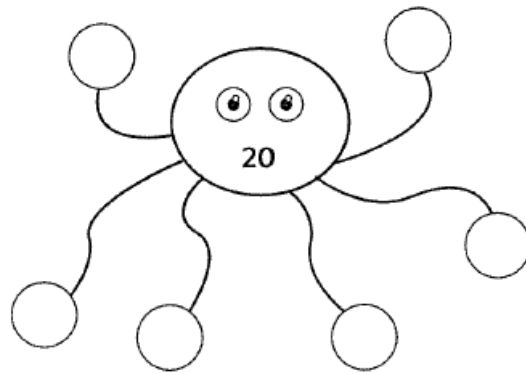

TENs at Home-





Mean Squares. Video available on Google Classroom.

Number and Algebra- Multiplication and Division

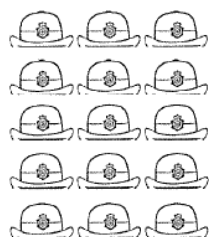
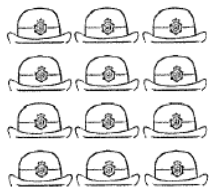
Write the factors on each leg of the factorpuses below.



Write the factors on each leg of the factorpuses below.



Write the possible multiplication number sentences to go with each array.



Success Criteria (student to complete):

- I have completed the Number of the Day activities.
- I have practised my timetables.
- I have completed my Problem A Day.
- I have completed the multiplication worksheet.

Teacher Recognition (Mathematics):



Drop Everything And Read (DEAR):

Read for 15 minutes. What did you Read? _____

Creative Arts - Visual Arts

Create a 'Loo Roll' sculpture



You need:

Toilet rolls - wait until they are empty ☹️

Glue...white glue is best

Something to put your glue onto - a plate, a meat tray etc

Scissors

A piece of paper to glue your design on to - the backing paper. Try newspaper, a magazine page, the box from your cereal.

1. Flatten your rolls and cut them into strips about 1 cm wide.



2. Set out your pieces and start playing with them. Arrange and re-arrange until you are happy with your sculpture. You might make something recognisable, or it might be an abstract design.



3. When you are satisfied with your design, dip your pieces in glue on one edge, and put them back in position on your backing paper.



Loo Roll Sculpture Challenge:

Use the same supplies as for the Loo Roll Sculpture above, but make it stand up.

Example:





Science

Science – Mrs Stoeckl Google Classroom Video Available

Success Criteria (student to complete):

- I have completed the loo roll visual arts activity.
- I have watched Mrs Cheetham's gardening video.

Teacher Recognition (visual arts):



I have completed today's work to the best of my ability.


Signed: _____

I am happy with the quality and the amount of work my child has completed today.

Signed: _____



Tuesday



English

Reading

Choose one option from the below reading activities

1. Login to Wushka and read one set text
2. Read 2 chapters from a book you have at home

- Read the next chapters of your book out loud to a family member.
- Think about volume and smooth reading.

Wushka Optional - complete a worksheet online from one of your set texts

Spelling

- Write your spelling list
- Use the box below to write your spelling words from shortest to longest

<p>Success Criteria (student to complete):</p> <p><input type="radio"/> I have completed all of my spelling activities.</p>	<p>Teacher Recognition (English):</p> <p><input type="radio"/></p>
---	--



Writing

Your task is to create your own persuasive piece of writing using the OREO scaffold. Think of your favourite game or book and try to persuade us that we should have it too! Remember you can look at Mrs Hiser-Smith's example and the OREO explanation again for help.

Persuasive Writing

Oreo



O - Opinion: State your opinion about the topic (In my opinion..., I believe..., etc.)

r - Reason: Given your reasons or information to support your opinion (One reason it important is that... or An obvious argument is that...)

e - Explanation: Give details or examples to support your opinion (For example..., This is evidenced when etc.)

O - Opinion: Restate your opinion (As you can see..., All in all..., Without a doubt it is clear...)



<p>Success Criteria (student to complete):</p> <p><input type="radio"/> My opinion makes it clear I LOVE my chosen item.</p> <p><input type="radio"/> I have written clear reasons.</p> <p><input type="radio"/> I have written clear examples/explanations.</p>	<p>Teacher Recognition (English):</p> <p><input type="radio"/></p>
--	--



Mathematics- Number of the Day

Today's numbers of the day are 93 and 749.

Choose one of these numbers. Draw and write everything you know about that number.



Answer these questions focusing on your chosen number from the previous page:

My number is: _____ (write which number you have chosen from the previous page)

Write it in words	
10 more	
15 less	
Subtract 21	
Round to the nearest 10	
Next even number	
Write a pattern starting at your number	
List some factors	
Is it divisible by two?	
Double it	

If you would like an extra challenge, you can visit this website and complete the Number Of The Day there.

www.mathsstarters.net/numoftheday/

Mathletics-

Complete two Mathletics tasks set by your teacher.

Task 1: _____

Task 2: _____



Timetables practise-

Practise your x6 tables three times. Say them out loud as you go. Try our 60 second challenge! Video available on Google Classroom.



Problem A Day-

Complete today's problem.

Ray has \$17.00 and Mark has \$13.00.

How much more money does Ray have than Mark?

Write the number sentence you have to solve.

Draw a diagram to show how you did it.



\$6

\$5

\$4

\$3

Working out - Transformation step






TENs at Home-



Mean Squares. Video available on Google Classroom.

Measurement and Geometry - Time

Complete the time activity

<p>1. Which season occurs during December, January, February?</p> <p><input type="radio"/> spring <input type="radio"/> autumn <input type="radio"/> winter <input type="radio"/> summer</p> <p>2. How many minutes in one hour?</p> <p><input type="text"/> minutes in one hour</p> <p>3. What time is shown on the clock?</p>  <p><input type="radio"/> 5 o'clock <input type="radio"/> 6 o'clock <input type="radio"/> 12 o'clock <input type="radio"/> 1 o'clock</p>	<p>6. How many days in July?</p> <p><input type="radio"/> 30 <input type="radio"/> 28 <input type="radio"/> 31 <input type="radio"/> 29</p> <p>7. What is the date exactly 3 weeks after June 4?</p> <p><input type="radio"/> June 7 <input type="radio"/> June 18 <input type="radio"/> June 11 <input type="radio"/> June 25</p> <p>8. Three and a half hours after the time on the analog clock.</p>  <p><input type="radio"/> 2 o'clock <input type="radio"/> 4 o'clock <input type="radio"/> 5 o'clock <input type="radio"/> 6 o'clock</p>
<p>4. Which digital clock's time is the same as the analog clock?</p>  <p><input type="radio"/> <input type="text" value="6:10"/> <input type="radio"/> <input type="text" value="10:30"/> <input type="radio"/> <input type="text" value="11:30"/> <input type="radio"/> <input type="text" value="6:30"/></p>	<p>9. How many hours in one day?</p> <p><input type="text"/> hours</p>
<p>5. How long till eleven o'clock? (from the time on the clock above).</p> <p><input type="radio"/> 10 min <input type="radio"/> 30 min <input type="radio"/> 20 min <input type="radio"/> 40 min</p>	<p>10. Jacelyn left home at 8:00. She arrived at school at 8:30. How long did it take her to walk to school?</p> <p><input type="text"/> min</p>



<p>Success Criteria (student to complete):</p> <ul style="list-style-type: none"> <input type="radio"/> I have completed the number of the day activities. <input type="radio"/> I have completed my timetables. <input type="radio"/> I have completed my Problem A Day. <input type="radio"/> I have played Mean Squares. <input type="radio"/> I have completed the time activity. <input type="radio"/> I have checked my work. 	<p>Teacher Recognition (mathematics):</p> <ul style="list-style-type: none"> <input type="radio"/>
---	---

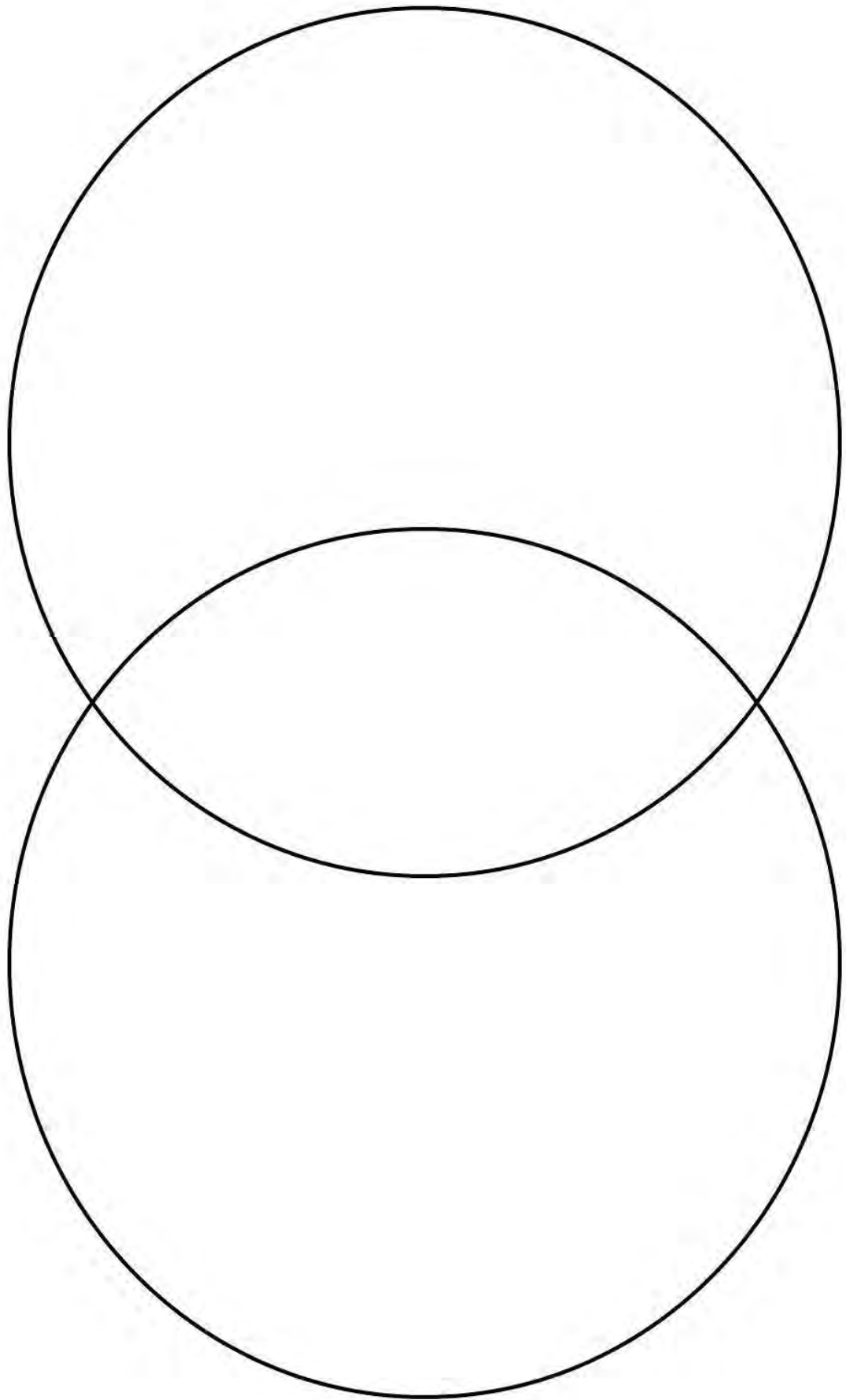
Drop Everything And Read (DEAR):

Read for 15 minutes. What did you Read? _____

Science

Find an earthworm in your garden and a gummi worm from your cupboard. Using the Venn Diagram below, observe and list the similarities and differences between the earthworm and a gummi worm. (If you can't find either or both worms draw on past experiences.)





8

5

PE

Just Dance - Complete 4 Just Dance activities from YouTube.

1. _____
2. _____
3. _____
4. _____



<p>Success Criteria (student to complete):</p> <p><input type="radio"/> I have completed a Venn diagram comparing an Earth worm and a gummi worm.</p> <p><input type="radio"/> I have completed four 'just dance' routines.</p>	<p>Teacher Recognition:</p> <p><input type="radio"/></p>
---	--

I have completed today's work to the best of my ability.


Signed: _____

I am happy with the quality and the amount of work my child has completed today.

Signed: _____



Wednesday



English

Reading

Choose one option from the below reading activities

1. Login to Wushka and read one set text

2. Read 2 chapters from a book you have at home

- Think of 3 surface and 3 deep questions that you could ask someone about what you read today.

- Review the [Google Classroom Demonstration](#) on Surface and Deep questions from Thursday



Spelling-

- Write your spelling list

-Write your words with rainbow colours

Handwriting-

- Complete the handwriting work

Practise your exits flicks. Rewrite as much as you can of the poem below. Add the exit flicks only to the letters that need them.

Then our mother came in and she said to us two, "did you have any fun? Tell me. What did you do?"
Sally and I did not know what to say. Should we tell her the things that went on there that day?
Should we tell her about it? Now, what should we do? Well... what would YOU do if your mother asked you?



Handwriting practice lines consisting of multiple sets of three horizontal lines: a solid top line, a dashed middle line, and a solid bottom line.



Writing

Cut and paste the persuasive piece of writing in order. Consider what part of OREO each part fits. **The information you need to cut is on the last page of this booklet.**




Stage Novel Ch 3 part 3

Watch a reading of *The Grand Genius Summer of Henry Hoobler*.



Google Classroom reading available online.



Answer the following questions about Chapter Four
The Very Worst Thing

1. What were the gelato flavours that the Hoobler family ate for dinner?

2. What things does Henry fear?

3. How was Lulu feeling about Peony; what words give us an insight into how she is feeling?

4. What statement tells us that Patch is greedy?

5. How do you think Henry feels about his older brother Patch?



6. Why do you think Henry describes the tent as "like living in an animal"?

7. Why do you think Henry believes his bike being stolen "would be one Worst Case Scenario" that he would love?

Success Criteria (student to complete):

- I have completed my reading activities.
- I have completed my spelling activities, and checked that my words are spelt correctly.
- I have completed my handwriting activity, paying attention to exit flicks.

Teacher Recognition (English):



Mathematics- Number of the Day

Today's numbers of the day are 29 and 621.

Choose one of these numbers. Draw and write everything you know about that number.



Answer these questions focusing on your chosen number from the previous page:

My number is: _____ (write which number you have chosen from the previous page)

Write it in words	
10 more	
15 less	
Subtract 21	
Round to the nearest 10	
Next even number	
Write a pattern starting at your number	
List some factors	
Is it divisible by two?	
Double it	

If you would like an extra challenge, you can visit this website and complete the Number Of The Day there.

www.mathsstarters.net/numoftheday/

Mathletics-

Complete two Mathletics tasks set by your teacher.

Task 1: _____

Task 2: _____



Timetables practise-

Practise your x12 tables three times. Say them out loud as you go.



Try our 60 second challenge! Video available on Google Classroom.

Problem A Day-

Complete today's problem.

Seventeen apples are in a basket. Fourteen are red the rest are green. How many green are there?

Write a number sentence and draw a diagram to explain how you solved it.



TUESDAY

3



4



5



7



Working out - Transformation step



TENs at Home-



Mean Squares. Video available on Google Classroom.

Number and Algebra- Multiplication

Complete the following multiplication questions.

Draw five groups of three.

$$5 \times 3 = \underline{\hspace{2cm}}$$

Draw eight groups of four.

$$8 \times 4 = \underline{\hspace{2cm}}$$

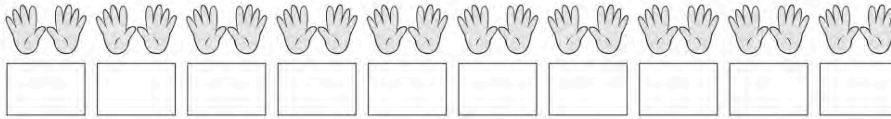
Draw three groups of nine.

$$3 \times 9 = \underline{\hspace{2cm}}$$

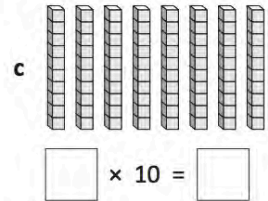
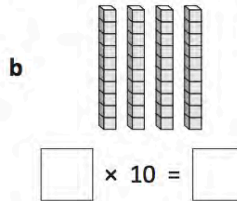
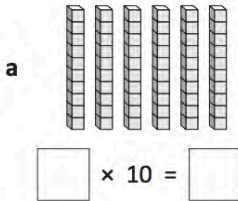


Optional Extension Activity

1 Complete this sequence by counting in 10s:



2 Count the longs and then complete the multiplication fact:



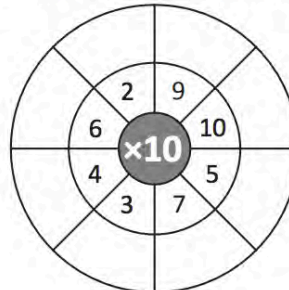
3 Complete the 10 times table:

- 1 × 10 =
- 2 × 10 =
- 3 × 10 =
- 4 × 10 =
- 5 × 10 =
- 6 × 10 =
- 7 × 10 =
- 8 × 10 =
- 9 × 10 =
- 10 × 10 =

4 Write the missing number in each 10 times table fact:

- a** × 10 = 50
- b** × 10 = 80
- c** × 10 = 70

5 Complete this × 10 wheel:



Success Criteria (student to complete):

- I have completed the number of the day activities.
- I have completed my timetables.
- I have completed my Problem A Day.
- I have played Mean Squares.
- I have completed the multiplication activity.

Teacher Recognition (mathematics):



Drop Everything And Read (DEAR):

Read for 15 minutes. What did you Read? _____

Creative Arts- Dance Lesson with Miss Fry



Video available on Google Classroom.

-Learn the 'Cha Cha Slide' dance



Library Lesson with Mrs Antonelli

Google Classroom Video Lesson Available

Success Criteria (student to complete):

- I have followed the dance lesson with Miss Fry.
- I have watched my library lesson with Mrs Antonelli.

Teacher Recognition:



I have completed today's work to the best of my ability.

Signed: _____

I am happy with the quality and the amount of work my child has completed today.

Signed: _____



Thursday



English

Reading

Find a short story or picture book and read out loud to a family member. Think about your expression during conversations in the story.

-Remember a ? and ! change the tone of your voice.

Spelling-

Have a family member test you. If this isn't possible write your list doing look, cover, write, check.

Journal Writing

Write a journal entry about your experience while learning at home. You must write a minimum of 2 paragraphs.

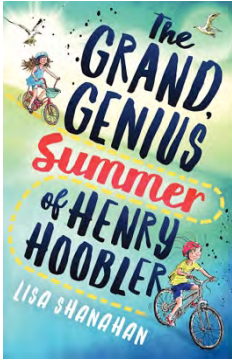


Stage Novel Ch 4

Watch a reading of The Grand Genius Summer of Henry Hoobler.



Google Classroom reading available online.



Success Criteria (student to complete):

- I have completed my reading activities.
- I have completed my spelling test.
- I have completed my journal writing, paying attention to spelling and punctuation.
- I have checked my work.

Teacher Recognition (English):



Mathematics- Number of the Day

Today's numbers of the day are 89 and 651.

Choose one of these numbers. Draw and write everything you know about that number.



Answer these questions focusing on your chosen number from the previous page:

My number is: _____ (write which number you have chosen from the previous page)

Write it in words	
10 more	
15 less	
Subtract 21	
Round to the nearest 10	
Next even number	
Write a pattern starting at your number	
List some factors	
Is it divisible by two?	
Double it	

If you would like an extra challenge, you can visit this website and complete the Number Of The Day there.

www.mathsstarters.net/numoftheday/

Mathletics-

Complete two Mathletics tasks set by your teacher.

Task 1: _____

Task 2: _____



Timetables practise-

Practise your x10 tables three times. Say them out loud as you go.

Try our 60 second challenge! Video available on *Google Classroom*.



Problem A Day-

Complete today's problem.

Social distancing restrictions have been eased and there are 520 spectators at a football game. 320 are adults and the rest are children.

How many children are at watching the game?

Write a number sentence and draw a diagram to explain how you solved it.



140

180

200

170

190

Working out - Transformation step



TENs at Home-



Mean Squares. Video available on Google Classroom.

Statistics and Probability - Data

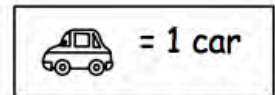
The table shows the number of cars in the school's car park each day for one week.

1. Use the information to display the data using a picture graph.

Cars Parked				
Mon	Tues	Wed	Thurs	Fri
7	4	6	3	5

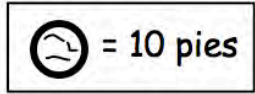
Cars Parked in the School's Car Park

Monday	
Tuesday	
Wednesday	
Thursday	
Friday	



Optional Extension Activity

The table shows the number of pies made each day for one week.
Display the data using a picture graph where one symbol represents many.
The key indicates the amount each symbol represents.



Pies Made During One Week

Pies Made	
Day	Quantity
Mon	60
Tues	80
Wed	100
Thurs	90
Fri	30

Monday	
Tuesday	
Wednesday	
Thursday	
Friday	

Success Criteria (student to complete):

- I have completed the number of the day activities.
- I have completed my timetables.
- I have completed my Problem A Day.
- I have played Mean Squares.
- I have completed the data activity.
- I have checked my work.

Teacher Recognition (mathematics):



Drop Everything And Read (DEAR):

Read for 15 minutes What did you Read? _____



PDH

Planning a Safe Journey.

Imagine you will be riding your bike to school, create a map showing the best route between home and school as well as the possible dangers along the way. Identify hazards and safety strategies you will put in place for your journey.



PE

Set up a fitness circuit and complete 15 minutes of physical activity.

<p>Success Criteria (student to complete):</p> <p><input type="radio"/> I have created a mind map applying knowledge of road and bicycle safety.</p> <p><input type="radio"/> I have completed 15 minutes of physical activity using a fitness circuit.</p>	<p>Teacher Recognition:</p> <p><input type="radio"/></p>
---	--

I have completed today's work to the best of my ability.

Signed: _____

I am happy with the quality and the amount of work my child has completed today.

Signed: _____



Student and Parent Reflection

Student

What did I enjoy the most in this unit of work?

What did I need help with?

Parent

I was happy with the amount of work completed by my child: _____

Any comments or queries?

Attendance

My intentions for Phase One:

- I will continue to send my child following the Phase One Guidelines of one day face to face learning, 4 days remote learning.
- I am an essential service worker and/or it is not possible for my child to do remote learning
- I will be keeping my child home at home full-time doing remote learning until further notice due to Covid-19 concerns.

Teachers Response



Cut and paste activity (Monday)

The first reason is that you can get awfully
sunburnt.

Stay Safe in the Sun

The second reason is that you can get horrible
skin cancers because of damaging light rays.

Going out in the burning sun without protection
is extremely dangerous.

So stay safe in the sun. Remember to wear a
hat, put on a shirt, use sunscreen and wear
sunnies.

Another reason is that too much time out in
bright sunlight can badly hurt your eyes.

