


Kindergarten Unit 7

Name: _____

Class: _____



Cambridge Gardens Public School

Google classroom username: _____@education.nsw.gov.au

Class code: **qn7ms52**

If you would like your child's user name (which goes at beginning of @education.nsw.gov.au and is usually your child's first and last name with a full stop in between and sometimes a number after the surname) and password please reply to the email sent regarding google classroom with your child's name and class and we will provide your child's details. See the instructions which were included in Unit 2-4 on how to access Google Classroom.

Please return this booklet on Tuesday to the Kindergarten box in the office, class teacher or if you are returning your work via email, the subject line must be **Mrs Thompson** only. You must include your child's name and class in the body of the email.



Learning environment checklist

In setting up this space the following should be considered:

- Is the area free of distraction?
- Is there excessive noise in the area?
- Are there trip hazards in the area?
- Is the area exposed to direct glare or reflections?
- Does the area have sufficient power points available?
- Is equipment (extension cords etc.) in good, safe, working condition?
- Is there a proper desk and chair and other necessary equipment (light, stationery and devices)?
- Is the chair adjusted correctly?
 - Feet should be flat on the floor and knees bent at right angles with thighs parallel to the floor.
 - The chair backrest should support the lower back and allow your child to sit upright.
 - The chair should move freely and not be restricted by hazards such as mats and power cords.
 - Chair arm rests should be removed or lowered when typing
- Is the computer adjusted correctly?
 - The screen should be positioned directly in front of your child.
 - The screen should be at a distance where your child can see clearly and easily without straining. The top of the screen should be slightly lower than eye level.
 - The keyboard should be positioned at a distance where elbows are close to your child's body and their shoulders should be relaxed.
 - The mouse should be placed directly next to the keyboard
- Are their most frequently used items within easy reach from a seated position?



Framework for Remote Learning – Kindergarten

You will need access to a digital device and help from a parent/carer to complete the following activities.


Unit 7	Tuesday	Wednesday	Thursday	Friday	Monday
Task	Do some yoga with Miss Fry on Google Classroom.	Prepare your Wacky Wednesday outfit for Ms Harding	Do a jigsaw puzzle.	Draw or paint a picture of a leaf, flower or plant in your garden for a family member.	Play a board or card game with someone in your family.
Task	<p>Sound Practice Visit Google Classroom and practise your sounds with Mrs Thompson.</p> <p>Visit Google Classroom and learn the sound 'ch'. Practise learning the sound by completing the worksheet.</p> <p>Reading Visit Google Classroom and listen to <u>Titch</u> by Pat Hutchins read by Mr Bale. You will use this story for writing in this unit. Discuss what you remember about Titch planting the seed.</p> <p>Writing After listening to Mr Bale read <u>Titch</u> by Pat Hutchins, find the Titch word bank at the back of this booklet. Have a look at it, colour in the pictures if you like and</p>	<p>Sound Practice Visit Google Classroom and practise your sounds with Mrs Thompson.</p> <p>Tricky Words Revise the Blue and Yellow Tricky Words by reading and writing each one. Keep practising them each day with Mrs Patrick on Google Classroom. We are learning you, your, come, some, said and here from the Yellow Tricky Words too. All the Tricky Words are at the end of the booklet so continue your learning.</p> <p>Reading Visit the Reading Eggs Website and complete one Reading Eggs lesson.</p> <p>Select a simple book from the Reading Eggs Library. Look at the pictures, the cover and the title and</p>	<p>Sound Practice Visit Google Classroom and practise your sounds with Mrs Thompson.</p> <p>Spelling Read and trace your spelling words (be, was, -ot words) and draw a picture in the box.</p> <p>Reading Complete one Reading Eggs lesson.</p> <p>Writing Listen to Mr Bale read <u>Titch</u> again. Think about what instruments the orchestra members played on the video from the Opera House music lesson. Draw a picture of yourself playing an instrument. Talk to someone about your instrument. Think about</p>	<p>Sound Practice Visit Google Classroom and practise your sounds with Mrs Thompson.</p> <p>Spelling Read and write your spelling words in different colours.</p> <p>Reading Complete one Reading Eggs lesson.</p> <p>Read your simple book from the Reading Eggs Library three times.</p> <p>Remember to use Stretchy Snake, Eagle Eyes and Pointy Parrot. Copy a sentence from your reading book onto a piece of paper. Cut each word of your sentence and try to reassemble your sentence. Glue the sentence in the space on the workbook.. Complete one sentence at</p>	<p>Sound Practice Visit Google Classroom and practise your sounds with Mrs Thompson. Fill out the sound sheet in the booklet.</p> <p>Practise the sound 'z' by writing some words that have z in them and reading some z words on the worksheet.</p> <p>Reading Complete one Reading Eggs lesson.</p> <p>Listen to Mrs Antonelli read the story The Very Quiet Cricket by Eric Carle.</p> <p>Writing What did you do on the weekend that was different? Draw a picture of something you did on the weekend. Talk to someone about your picture. Write a</p>



	<p>use it this week to help you write your sentences. Draw and label a picture of Titch planting his seed. Talk to your parent about your picture and what you are going to write. Write a simple sentence about Titch planting his seed. Use the tricky word and sound word sheet at the back of the booklet to spell the tricky words and other words. Stretch out the sounds in the word yourself - what is the first sound in your word, what is the middle sound, what is the end sound. Use a finger space between every word.</p> <p>If you found this easy, try writing more sentences about your picture of Titch.</p> <p>Share your story with someone.</p>	<p>discuss with someone in your family what you think the book is going to be about. Draw what you think the book will be about. Ask a family member to read the book to you. Then have a go at reading your book to someone too.</p> <p>In the booklet read the simple sentences and match the pictures to the text. Remember to use your Eagle Eyes, Pointy Parrot and Stretchy Snake.</p>	<p>why you like this instrument. Write some sentences about your picture. Use 'because' in your sentences - (I like ... because ...). Share your story with someone in your family.</p>	<p>a time, before starting a new cut sentence. Don't forget capitals and full stops.</p>  <p>In the booklet read the simple sentences and match the pictures to the text. Remember to use your Eagle Eyes, Pointy Parrot and Stretchy Snake.</p>	<p>sentence about something you did on Saturday or Sunday. Try to stretch out the sounds yourself as you write each word. Share your story to someone in your family.</p>
Break					
	<p>Mathematics Counting: Watch the YouTube link and Practise counting backwards from 20-1 with Have Fun Teaching. https://youtu.be/srPkt4k_Q08</p>	<p>Mathematics Counting: Watch the YouTube link and Practise counting backwards from 20-1 with Have Fun Teaching. https://youtu.be/srPkt4k_Q08</p>	<p>Mathematics Counting: Watch the YouTube link and practise counting backwards from 20-1 with Have Fun Teaching. https://youtu.be/srPkt4k_Q08</p>	<p>Mathematics Counting: Watch the YouTube link and practise counting backwards from 20-1 with Have Fun Teaching. https://youtu.be/srPkt4k_Q08</p>	<p>Mathematics Counting: Watch the YouTube link and practise counting backwards from 20-1 with Have Fun Teaching. https://youtu.be/srPkt4k_Q08</p>



<p>Watch the YouTube link and practise counting from 1-100 and exercise with one of your favourite superheroes, Spiderman. https://www.youtube.com/watch?v=L9md4L2pAVQ</p> <p>TENS Time: Watch the TENS time activity posted on Google Classroom by Mr New. Cut out the number cards 1-10 and collect either a pencil or peg. If you can't cut out the number cards use the number generator, Link: https://www.roomrecess.com/Tools/RandomNumberPicker/go.html</p> <p>Measurement: Time Watch and listen to the YouTube song What's the Time, Mr Wolf? https://youtu.be/wnpAmVrhT6o Watch the time video posted on Google Classroom by Mrs Wright. Write the missing numbers on the o'clock time worksheet. Complete the What's the time, Kindergarten? Worksheet.</p>	<p>Watch the YouTube link and practise counting from 1-100 and exercise with one of your favourite superheroes, Spiderman. https://www.youtube.com/watch?v=L9md4L2pAVQ</p> <p>TENS Time: Watch the TENS time activity posted on Google Classroom by Mr New. Use the number cards you cut out on Tuesday. If you can't cut out the number cards use the number generator, Link: https://www.roomrecess.com/Tools/RandomNumberPicker/go.html You will also need a pencil or a peg.</p> <p>Measurement: Time Watch and listen to the YouTube song Hip-Hop Around the Clock, Learn How to Tell Time with Jack Hartmann. https://youtu.be/g6tJAY_7AL4 Complete the o'clock time worksheet.</p>	<p>Watch the YouTube link and Practise counting from 1-100 and exercise with one of your favourite superheroes, Spiderman. https://www.youtube.com/watch?v=L9md4L2pAVQ</p> <p>TENS Time: Watch the TENS time activity posted on te Google Classroom by Mr New. Use the number cards you cut out on Tuesday. If you can't cut out the number cards use the number generator, Link: https://www.roomrecess.com/Tools/RandomNumberPicker/go.html You will also need a pencil or a peg.</p> <p>Number: Watch and listen to the YouTube song. Sing along and practise the teen numbers. https://youtu.be/1W5aYf3IkhQ Complete the number 14 worksheet. Practise writing the number 14. Count and colour 14 pinwheels and draw 14 kites. Complete the numbers to 20 worksheet.</p>	<p>Watch the YouTube link and Practise counting from 1-100 and exercise with one of your favourite superheroes, Spiderman. https://www.youtube.com/watch?v=L9md4L2pAVQ</p> <p>TENS Time: Watch the TENS time activity posted on Google Classroom by Mr New. Use the number cards you cut out on Tuesday. If you can't cut out the number cards use the number generator, Link: https://www.roomrecess.com/Tools/RandomNumberPicker/go.html You will also need a pencil or a peg.</p> <p>Number: Fractions Watch the video Give Me Half! By Stuart J Murphy https://youtu.be/hVaxiJB6FIs Complete the fractions - parts and wholes.</p>	<p>Watch the YouTube link and Practise counting from 1-100 and exercise with one of your favourite superheroes, Spiderman. https://www.youtube.com/watch?v=L9md4L2pAVQ</p> <p>TENS Time: Watch the TENS time activity posted on Google Classroom by Mr New. Use the number cards you cut out on Tuesday. If you can't cut out the number cards use the number generator, Link: https://www.roomrecess.com/Tools/RandomNumberPicker/go.html You will also need a pencil or a peg.</p> <p>Number: Subtraction View the YouTube video https://www.youtube.com/watch?v=1pF7JpvUhcQ Complete the subtraction activity sheet and say the number facts to your Mum or Dad.</p>
--	--	---	---	---

		<p>Mathletics: Visit the Mathletics Website. Complete 2 Mathletics tasks set for you by your classroom teacher.</p>	<p>Mathletics: Visit the Mathletics Website. Complete 2 Mathletics tasks set for you by your classroom teacher.</p>	<p>Mathletics: Visit the Mathletics Website. Complete 2 Mathletics tasks set for you by your classroom teacher.</p>	<p>Mathletics: Visit the Mathletics Website. Complete 2 Mathletics tasks set for you by your classroom teacher.</p>
Break					
Other Areas	<p>Physical Education <u>Running</u> Watch Mr New's video located on Google Classroom on running. After learning the skill of running you'll need a space outside to make your own running track. Draw a picture of your running track you made at home.</p>	<p>Creative Arts <u>Music with the Opera House</u> Watch the Opera House video about a boy named George who visits the orchestra. https://www.sydneyoperahouse.com/forthekids#george Draw a picture of the different instruments from the video under the headings.</p>	<p>Science <u>What do we notice about living things?</u> Watch Mrs Thompson's video on Google Classroom showing you how to make a grass head.</p>  <p>Decorate a small recycled container or plastic cup to look like a face using textas, googly eyes and any other craft material you have at home. Fill the container with some soil/potting mix, sprinkle your seeds on the top of the soil. Add a small sprinkle of soil/potting mix to the top and water your grass head carefully. Draw your first</p>	<p>Geography <u>My Family</u> Most of our families have come from many different places around the world to live in Australia. Even if your parents were born in Australia, they may have family that lived in different countries around the world. Where does your family come from? Talk to your parents and grandparents to find out where they were born and where in the world your family originally came from. If you are an Aboriginal student, you may be able to find out which part of the country your people belong to. Use the map of Australia or the map of the world to locate your family</p>	<p>Health Magic Lunch box <u>Crunch and Sip</u> Watch the video on Google Classroom about Crunch and Sip with Mr Bale. Start thinking of all the healthy fruits and vegetables we can eat while having Crunch and Sip. Colour them in on the worksheet.</p>



		<p>observation picture of your grass head.</p> <p>Go to the science link below and sing the song with Harry Kindergarten Music. https://www.youtube.com/watch?v=dUBIQ1fTRzI</p> <p>Think about what plants need to grow. Draw at least three things that your plant will need to grow over the next few weeks. This will help you to look after your grass head.</p>		
--	--	--	--	--



Tuesday: English - Sounds

I practised my sounds with Mrs Thompson on Google Classroom 😊 tick

Watch the video to learn the sound **ch** with Mrs Thompson:

Write and draw some words that have the sound **ch** in them with Mrs Thompson on the video. Pause when you need to and then draw and write some more.



hatch

Write **ch** correctly with Mrs Thompson in the box in different colours:

ch



Tuesday: English - Sound ch

Trace the following ch sounds with Mrs Thompson on the video:

ch ch ch ch

Write it:

ch ch ch ch

Write it:


Sound out the words below:





Tuesday: English - Sounds

Colour the ch - chick picture:



Read the words by sounding them out, and say them 3 times.
Colour in the bubbles as you read them.

chip	  	chin	  	chop	  
chick	  	cheek	  	bench	  

Tick the face to show how well you know the sound ch



I know the sound ch well



I'm still learning the sound ch



I'm finding it hard




Tuesday: English - Writing

I listened to the story Titch by Pat Hutchins on Google Classroom 😊 tick

Titch by Pat Hutchins

Draw and label a picture of Titch planting his seed. Use the word bank at the end of the booklet to help you.



Now write at least one sentence about your drawing of Titch.

Tick the face to show how well you could sound out the words and write them on your own



I could sound and write words



I'm learning to sound and write my words




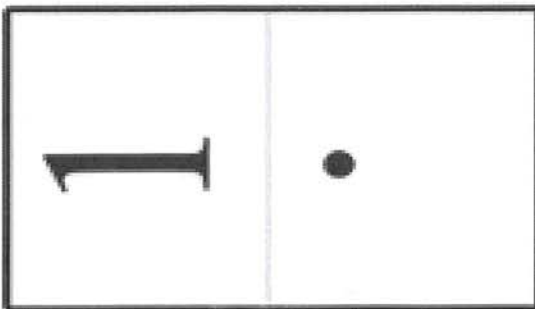
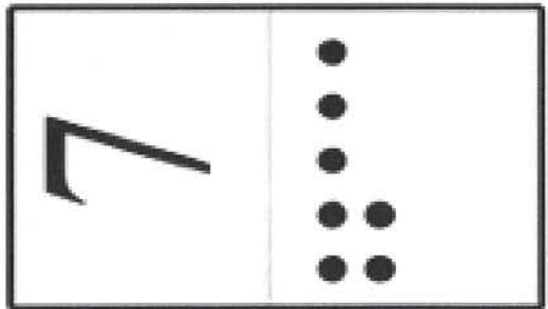
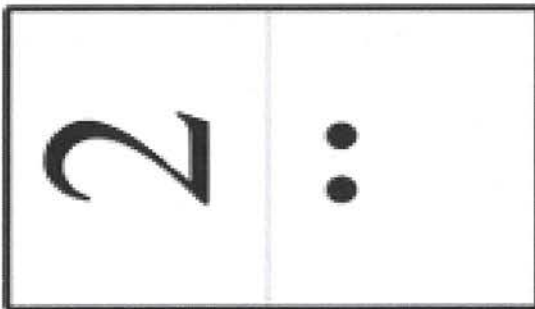
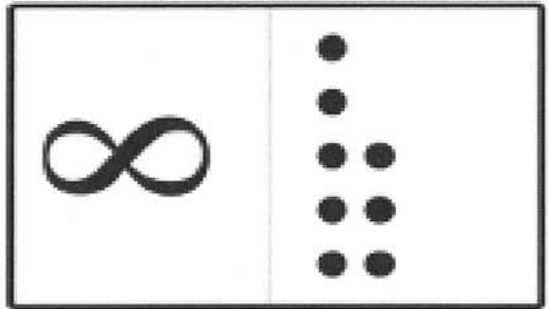


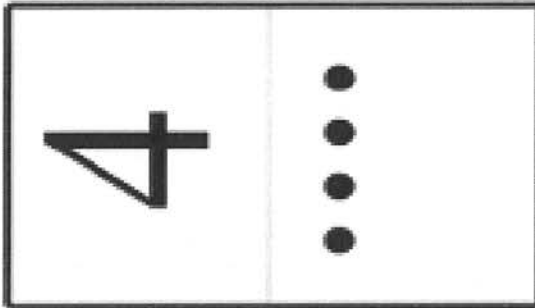


I needed help





Tuesday: Mathematics - TENS Time Resource

Cut out the number cards below that you will need for the TENS Time activity this week.





Tuesday: Mathematics

Counting

I completed the counting songs: 20 - 1 😊 and 1 - 100 😊

TENS Time

Complete the TENS game, Number Line Subtraction. Collect a peg or pencil as directed by Mr New's video on Google Classroom. Using your number cards or a virtual number generator using the two numbers gathered, take the **smaller** number away from the **bigger** number. Write down the number sentence on the lines below. Link to number generator:

<https://www.roomrecess.com/Tools/RandomNumberPicker/go.html>

<hr/>	<hr/>	<hr/>	<hr/>
<hr/>	<hr/>	<hr/>	<hr/>
<hr/>	<hr/>	<hr/>	<hr/>
<hr/>	<hr/>	<hr/>	<hr/>

Tick the face to show how well you could take away numbers from ten.

- 😊 I could take away numbers from 10
😐 I'm learning to take away numbers from 10
☹️ I needed help



20	
19	
18	
17	
16	
15	
14	
13	
12	
11	
10	
9	
8	
7	
6	
5	
4	
3	
2	
1	



Tuesday: Mathematics - Time - O'Clock

Watch and listen to the YouTube song What's the time, Mr Wolf?

<https://youtu.be/wnpAmWrhT6o>

Watch and learn about telling the time with Mrs Wright

Clocks tell us the time.

Look around the classroom or your home. Can you see any clocks? How many can you see?



Missing Clock Numbers

These clocks have some numbers missing.

Look at the clock face, count each number from 1 - 12 around clock face.

Write the missing numbers in the boxes on each clock.

A clock face with numbers 12, 3, 5, 6, 7, 8, 9, 10, 11. There are empty boxes at the positions of numbers 1, 2, 4, 8, 9, and 11.	A clock face with numbers 1, 6, 7, 11, 12. There are empty boxes at the positions of numbers 2, 3, 5, 8, and 10.
A clock face with numbers 4, 6, 8, 9, 11, 12. There are empty boxes at the positions of numbers 1, 2, 3, 7, and 10.	A clock face with numbers 3, 4, 10. There are empty boxes at the positions of numbers 1, 2, 5, 6, 7, and 11.



Tuesday: Mathematics - Time

What's the time, Kindergarten?

Look at this clock.

The minute (big) hand points to the 12.

The hour (little) hand points to the 4.

The time is 4 o'clock.



Look at the clock, say the o'clock time and write the o'clock time in the box.



o'clock



o'clock



o'clock



o'clock

Tick the face to show how well you understand o'clock time.



I understand o'clock time well



I'm learning about o'clock time




I needed help



Tuesday - Physical Education

I watched Mr New's video about running on Google Classroom 😊

Draw a picture of your running course you designed at home.



Tick the face to show how well you ran



I can confidently run



I'm still learning to run



I needed help



Wednesday: English - Sound and Tricky Word Practice

I practised my sounds with Mrs Thompson on Google Classroom 😊 tick

Read and write the Tricky Words

Tricky Words	Tick if you can read them	Write the Tricky Word
I		
the		
he		
she		
me		
we		
be		
was		
to		
do		
are		
all		
you		
your		
come		
some		
here		
said		

Tick the face to show how well you know your tricky words



I know most of my tricky words




I know some of my tricky words



I needed help




Wednesday: English - Reading

I completed the Reading Eggs Lesson  Lesson Number _____

Title of the book I'm reading from the Reading Eggs Library:

My Prediction - Draw what you think the book will be about:



Wednesday: English - Reading

Look at the pictures and read the sentences using your Pointy Parrot, Eagle Eyes and Stretchy Snake. Draw a line to match the pictures to the correct sentence.

I can see a pot.







Titch had a seed.



He held a pinwheel in his hand. It was blue.



Checklist

	<p>I read the sentences.</p> <p>☺ <input type="checkbox"/></p>	 <p>EAGLE EYE Look at the Pictures!</p> <p><small>Look at the pictures for clues.</small></p>	<p>I used my Eagle Eyes to look at the pictures to help me read. ☺ <input type="checkbox"/></p>
 <p>POINTY PARROT Point to the words!</p> <p><small>Point to each word as you read</small></p>	<p>I used my Pointy Parrot to point to the words as I read.</p> <p>☺ <input type="checkbox"/></p>	 <p>STRETCHY SNAKE Stretch it out!</p> <p><small>Stretch the word out slowly. Put the sounds together.</small></p>	<p>I used Stretchy Snake to sound out the words I wasn't sure how to read.</p> <p>☺ <input type="checkbox"/></p>



Wednesday: Mathematics

Counting

I completed the counting songs: 20 - 1 😊 and 1 - 100 😊

TENS Time

Complete the TENS game, Number Line Subtraction. Collect a peg or pencil as directed by Mr New's video on Google Classroom. Using your number cards or a virtual number generator using the two numbers gathered, take the **smaller** number away from the **bigger** number. Write down the number sentence on the lines below. Link to number generator:

<https://www.roomrecess.com/Tools/RandomNumberPicker/go.html>

<hr/>	<hr/>	=	<hr/>
<hr/>	<hr/>	=	<hr/>
<hr/>	<hr/>		<hr/>
<hr/>	<hr/>		<hr/>

Tick the face to show how well you could take away numbers from ten.

- 😊 I could take away numbers from 10
- 😐 I'm learning to take away numbers from 10
- ☹️ I needed help



20	
19	
18	
17	
16	
15	
14	
13	
12	
11	
10	
9	
8	
7	
6	
5	
4	
3	
2	
1	




Wednesday: Mathematics Time - O'clock

Time – o'clock times

Look at this clock.
The minute (big) hand points to the 12.
The hour (little) hand points to the 8.
This tells us the time is **8 o'clock**.



1  What's the time, Mr Wolf?



o'clock



o'clock



o'clock



o'clock



o'clock



o'clock



o'clock



o'clock



o'clock

Tick the face to show how well you understand o'clock time.



I understand o'clock



I'm learning about o'clock



I needed help

I completed two Mathematics tasks



Wednesday: Creative Arts

Music with the Opera House

Watch the Opera House video about a boy named George who visits the orchestra.

<https://www.sydneyoperahouse.com/forthekids#george>.

Draw a picture of the different instruments from the video under the headings.

trumpet	flute	timpani (drums)
violin	xylophone	conductor

Tick the face to show how well you can identify instruments of the orchestra.



I can identify lots of musical instruments



I can identify some musical instruments



I needed help



Thursday: English - Sounds and Spelling

I practised my sounds with Mrs Thompson on Google Classroom 😊 tick

Read, trace and draw pictures of the tricky words **be** and **was** and the **ot** family words:

be be be	was was was	not
hot	got	lot
shot	spot	forgot

Tick the face to show how well you could read your spelling words



I could read most of my spelling words




I could read some of my spelling words



I needed help




Thursday: English - Reading and Writing

I completed the Reading Eggs Lesson  Lesson Number _____

English - Writing

Draw a picture of yourself playing an instrument like Titch was in the story.



Write some sentences about the musical instrument you have drawn. Use 'because' in your sentences to explain yourself more clearly.

Tick the face to show how well you could sound out the words and write them on your own



I could sound out and write words



I'm learning to write my words



I needed help



Thursday: Mathematics - Counting

I completed the counting songs: 20 - 1 😊 and 1 - 100 😊

TENS Time

Complete the TENS game, Number Line Subtraction. Collect a peg or pencil as directed by Mr New's video on Google Classroom. Using your number cards or a virtual number generator using the two numbers gathered, take the **smaller** number away from the **bigger** number. Write down the number sentence on the lines below. Link to number generator:

<https://www.roomrecess.com/Tools/RandomNumberPicker/go.html>

<hr/>	<hr/>	—	<hr/>
<hr/>	<hr/>	==	<hr/>
<hr/>	<hr/>	==	<hr/>
<hr/>	<hr/>		<hr/>
<hr/>	<hr/>		<hr/>

Tick the face to show how well you could take away numbers from ten.

- 😊 I could take away numbers from 10
😐 I'm learning to take away numbers from 10
☹️ I needed help




20	
19	
18	
17	
16	
15	
14	
13	
12	
11	
10	
9	
8	
7	
6	
5	
4	
3	
2	
1	



Thursday: Mathematics - Number

Practise writing the number 14.

14				

<p>Count and colour in 14 pinwheels.</p> 	<p>Draw 14 kites.</p>
---	------------------------------

Write the numbers that come before and after 14

Before

After

	14	
--	----	--

Tick the face to show how well you know the number 14



I knew the number 14 well



I'm still learning the number 14



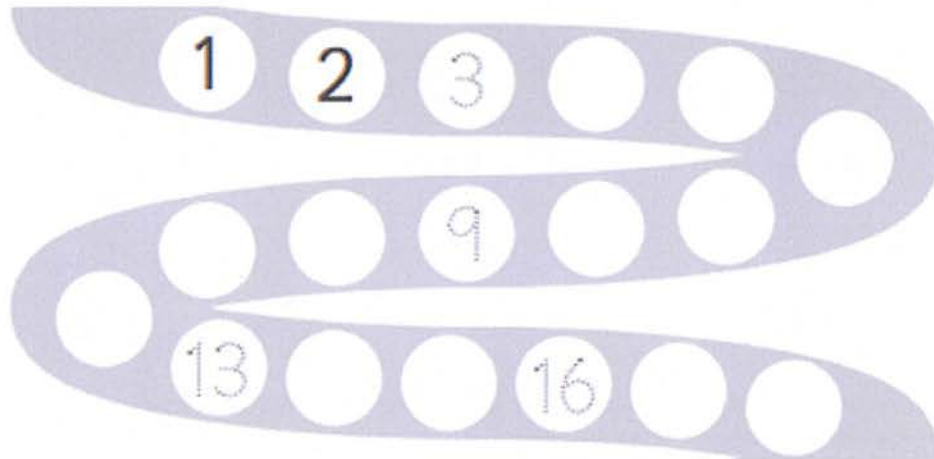
I'm finding it hard

I completed two Mathematics tasks 



Numbers to 20 – 1 to 20

- 1  Fill in the missing numbers.




- 2  Write the numbers that come **before** and **after**.

before		after
<input type="text"/>	17	<input type="text"/>

before		after
<input type="text"/>	14	<input type="text"/>

before		after
<input type="text"/>	15	<input type="text"/>

before		after
<input type="text"/>	12	<input type="text"/>

- 3  Write a number that is **more than** 11.

Write a number that is **less than** 15.



need to grow

Friday: English - Sounds and Spelling

I practised my sounds with Mrs Thompson on Google Classroom 😊 tick

Read and write the spelling words using lots of coloured pencils:

Read (tick the words you can read)	Write(tick the words you can spell)	Write(tick the words you can spell)
be		
was		
not		
hot		
got		
lot		
Extension Work	Extension Work	Extension Work
shot		
spot		
forgot		
seed		

Tick the face to show how well you know your spelling words



I can spell many of my spelling words



I can spell a few of my spelling words



I needed help



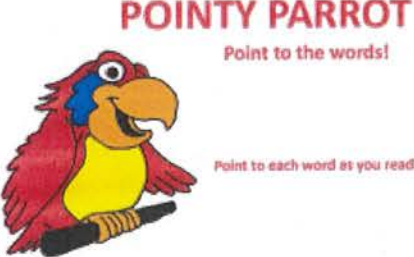



Friday: English - Reading

I completed the Reading Eggs Lesson 😊 Lesson Number _____

Title of the book I'm reading from the Reading Eggs Library

Checklist

	I read the book 3 times. 😊 <input type="checkbox"/>		I used my Eagle Eyes to look at the pictures to help me read. 😊 <input type="checkbox"/>
	I used my Pointy Parrot to point to the words as I read. 😊 <input type="checkbox"/>		I used Stretchy Snake to sound out the words I wasn't sure how to read. 😊 <input type="checkbox"/>

Copy a sentence from your reading book onto a piece of paper. Cut each word of your sentence and try to reassemble your sentence. Glue the sentence below. Complete one sentence each at a time, before starting a new cut sentence. Don't forget capitals and full stops.



Friday: English - Reading

Look at the pictures and read the sentences using your Pointy Parrot, Eagle Eyes and Stretchy Snake. Draw a line to match the pictures to the correct sentence.

I can see a kite.

Titch had a yellow bike.

His plant was in a pot and it grew so big. It was green.



Tick the face to show how well you could read the sentences on your own



I could read the sentences on my own



I'm learning to read the sentences on my own



I needed help



Friday: Mathematics - Counting

I completed the counting songs: 20 - 1 😊 and 1 - 100 😊

TENS Time

Complete the TENS game, Number Line Subtraction. Collect a peg or pencil as directed by Mr New's video on Google Classroom. Using your number cards or a virtual number generator using the two numbers gathered, take the **smaller** number away from the **bigger** number. Write down the number sentence on the lines below. Link to number generator:

<https://www.roomrecess.com/Tools/RandomNumberPicker/go.html>

<hr/>	<hr/>	<hr/>
<hr/>	<hr/>	<hr/>
<hr/>	<hr/>	<hr/>
<hr/>	<hr/>	<hr/>

Tick the face to show how well you could take away numbers from ten.



I could take away numbers from 10



I'm learning to take away numbers from 10



I needed help



20	
19	
18	
17	
16	
15	
14	
13	
12	
11	
10	
9	
8	
7	
6	
5	
4	
3	
2	
1	




Friday: Mathematics - Fractions

Watch the video Give Me Half! By Stuart J Murphy <https://youtu.be/hVaxiJB6Fls>


Complete the fractions worksheet - parts and wholes


Fractions – parts and wholes


This is a whole carton of eggs. It is now broken into parts.




Are the parts **equal** or **the same**? Yes, they are the same.


1  Colour the wholes that have been broken into equal parts. This means the parts are the same.





2  Draw lines to split these shapes into 2 equal parts. This means the parts are the same.



Now draw lines to split the shapes so the 2 parts are **not** the same.



Compare your splits with a partner's. Are they the same? If not, can you both be right?

  Numbers and Patterns
Copyright © 2P Learning

Tick the face to show how well you know fractions parts and wholes



I know the difference between parts and wholes.



I'm still learning the difference between parts and wholes.



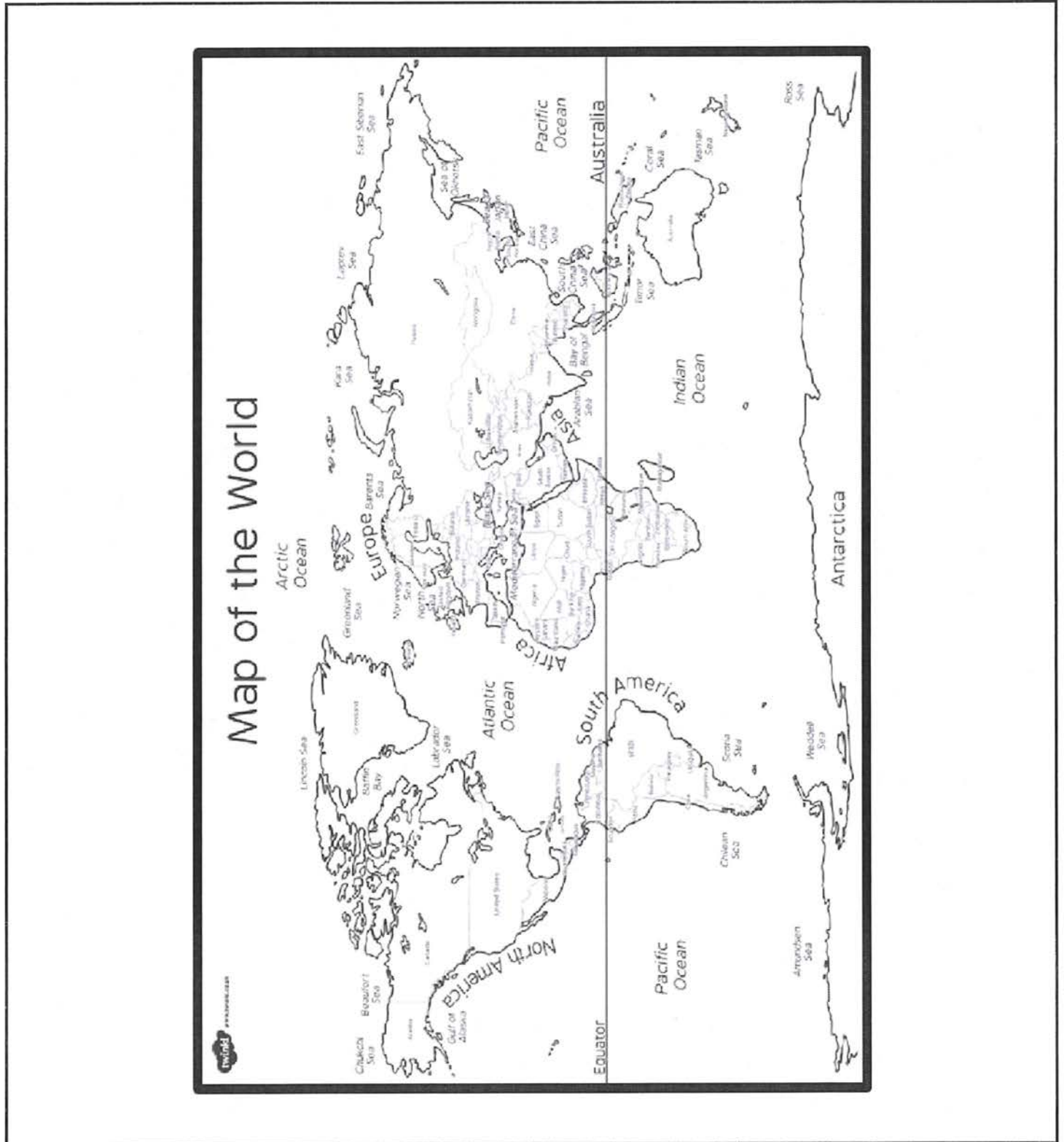
I needed help

I completed two Mathematics tasks 



Friday - Geography

Find out where your family came from. Colour in that spot on the map of the world or the map of Australia.



Friday - Geography



Tick the face to show if you could find your family on a map.



I could find the right place easily



I'm learning to find the right place



I needed help



Monday: English - Sounds

I practised my sounds with Mrs Thompson on Google Classroom 😊 tick

Some sounds I could say easily:

Some sounds I needed help with:



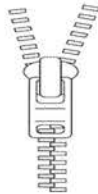
Monday: English - Sounds

Trace the following z sounds:

Z Z Z Z Z Z Z

Write it:

Sound out the words below:



Read the words by sounding them out, say them 3 times:

Colour in the bubbles as you read them.

zig	😊😊😊	zap	😊😊😊	zoo	😊😊😊
zag	😊😊😊	zebra	😊😊😊	zipper	😊😊😊

Tick the face to show how well you know the sound z



I knew the or sound well



I'm still learning the or sound




I needed help






Monday: English - Writing

Draw and label something you did on the weekend. Include lots of detail.



Write a sentence (or two or more sentences) about something you did on the weekend. Please focus on sounding words out you need to write and use your best handwriting. You can start with **On the weekend,**

Tick the face to show how well you could sound out the words and write them on your own

 I could sound out and write words  I'm learning to write my words  I needed help



Monday: Mathematics

Counting

I completed the counting songs: 20 - 1 😊 and 1 - 100 😊

TENS Time

Complete the TENS game, Number Line Subtraction. Collect a peg or pencil as directed by Mr New's video on Google Classroom. Using your number cards or a virtual number generator using the two numbers gathered, take the **smaller** number away from the **bigger** number. Write down the number sentence on the lines below. Link to number generator:

<https://www.roomrecess.com/Tools/RandomNumberPicker/go.html>


<hr/>	<hr/>		<hr/>
<hr/>	<hr/>		<hr/>
<hr/>	<hr/>		<hr/>
<hr/>	<hr/>		<hr/>

Tick the face to show how well you could take away numbers from ten.

😊 I could take away numbers from 10

😐 I'm learning to take away numbers from 10

☹️ I needed help





20	
19	
18	
17	
16	
15	
14	
13	
12	
11	
10	
9	
8	
7	
6	
5	
4	
3	
2	
1	

Monday: Mathematics - Subtraction

I watched the subtraction song: 😊

Complete the subtraction activity sheet and say the number facts to your Mum or Dad.


7 cakes Take away 3 There are 4 cakes left.

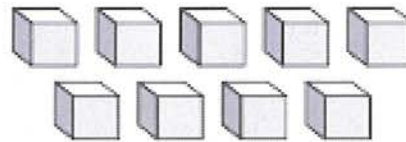
1   Cross off to **take away**.
Say the number facts out loud.



8 cars

Take away 1

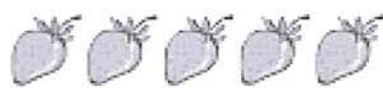
There are cars left.



blocks

Take away 3

There are blocks left.



strawberries

Take away 2

There are strawberries left.



balls

Take away 4

There are balls left.

Tick the face to show how well you found shapes.



I could subtract easily



I'm learning to subtract



I needed help

I completed two Mathematics tasks 😊



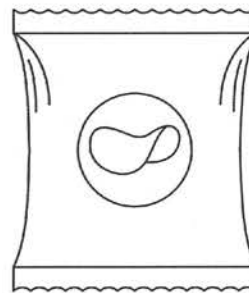
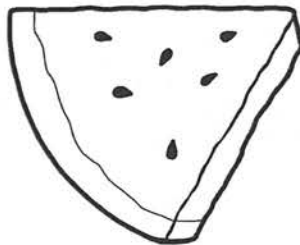


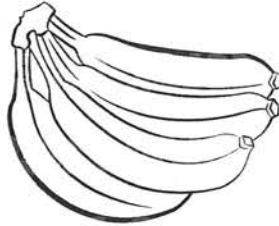

Monday: Health

Watch Mr Bale's video on healthy choices for Crunch and Sip.

Look at the pictures below and colour in the foods that are healthy choices to eat at that time.



Remember Crunch and Sip foods are **Fruit**, **Vegetables** and **Water**.



Tick the face to show how well you can make healthy choices for Crunch and Sip.



I know how to make healthy choices



I am learning to make healthy choices



I needed help



Student and Parent Reflection:

Student

I am happy with the amount of work I completed



I know I did my best



I am learning to work at home



I found it hard

Ask Mum or Dad to write for you:

What did I enjoy most in this unit of work?

What did I need help with?

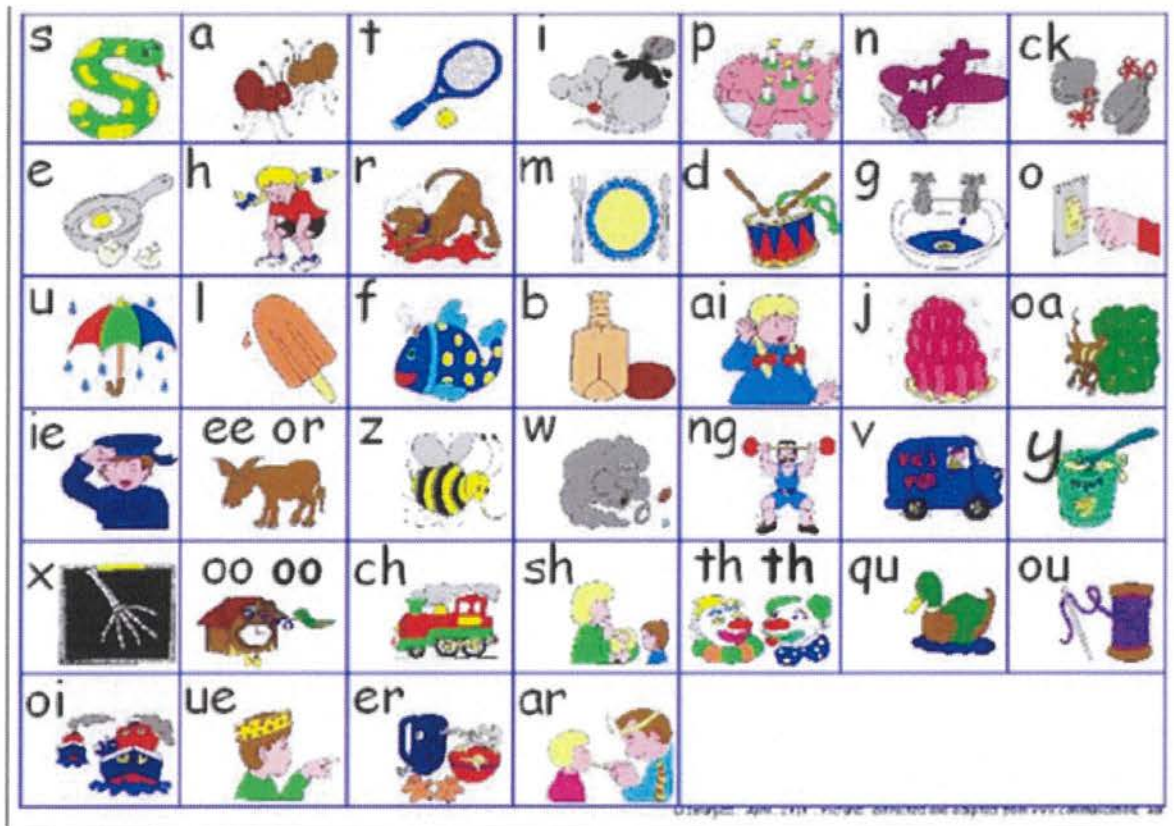
Parent

I was happy with the amount of work completed by my child: _____

Any comments or queries?

Teacher's Response:





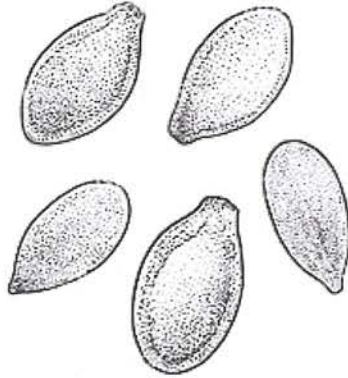
BLUE	YELLOW	RED	GREEN	PINK	BROWN
I	you	one	why	saw	once
the	your	by	where	put	upon
he	come	like	who	could	always
she	some	have	which	should	also
me	said	live	any	would	of
we	here	give	many	right	eight
be	there	only	more	two	love
was	they	old	before	four	cover
to	go	little	other	goes	after
do	no	down	were	does	every
are	so	what	because	made	mother
all	my	when	want	their	father



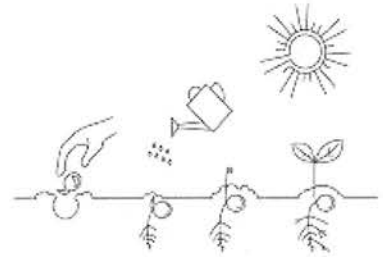
Titch Word Bank



Titch



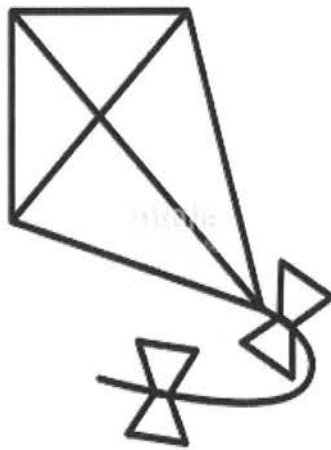
seed



grew



plant



kite



bike



musical instrument

