



Cambridge Gardens Public School

Weekly Learning Plan - Year Two

Unit 1



Name: _____

Stage One Parent Information

Your Year 1 or Year 2 child will receive a Weekly Learning Booklet.

This booklet will include:

- A Weekly Learning Plan - this is effectively a timetable that outlines daily learning activities that would be completed throughout the course of a week.
- A Learning Environment Checklist that will enable you to set up the best possible environment for your child.
- Following these items, will be each day's activities, in order. There is space for your child to complete these activities in the booklet only.
- Under most daily activities will be a Success Criteria for your child to complete. This will also be the space for teacher recognition.
- At the end of each day's learning, there is a section for Parents/Caregiver's to sign stating they are happy with the amount of work completed.
- One activity is to complete two Mathematics learning tasks daily. Teachers are currently working on assigning these activities. They will be available as soon as possible.
- Reading Eggs will also be included in the daily learning tasks. Teachers are currently assigning the placement test for your child so that your child is placed at the correct starting point. They will be available as soon as possible.

Weekly Learning Booklets are due on a Monday

- Year 1 and Year 2 booklets will be due to the front office or via email on a **Monday** each week. This will also be the time that the following week's booklet can be collected/emailed home.
- Each stage will have their booklets collected and distributed on different days, as we wish to be as mindful of social distancing as possible.
- If you are returning your work via email, the subject line must be **Mr Wood** only. You must include your child's name and class in the body of the email. This will ensure that your child's work will be forwarded to the right teacher.
- For returned student work via email, teacher recognition will be provided back via email, in a timely manner.
- For returned student work via the front office, teacher recognition will be provided in a timely manner. This can be picked up with the new weekly learning booklet on the following Monday.

We would like to thank all our wonderful students and families for their support, patience and kindness during this time.

Wishing you all health and happiness, your Stage 1 teachers.

Mr Wood, Mrs Smith, Miss Vella, Miss Vella, Miss Fry, Miss Bates, Mrs Williams and Mrs Rau

Year 1 - Mrs. Ptolemy **12pm - 1pm Contacting times each day**

Year 2 - Mr. Wood **12pm - 1pm Contacting times each day**

Email: cambridgeg-p.school@det.nsw.edu.au

Cambridge Gardens PS Learning Plan – Stage 1

Tuesday

Wednesday

Thursday

Friday

<p>Morning</p>	<p><u>English</u> <u>Spelling</u> Refer to spelling list provided. Write their words and create some sentences. <u>Reading</u> Students are to complete their Reading Eggs placement test. Parents are to allow students to complete this activity individually to allow for accurate placement. <u>Writing</u> What did you do on the weekend? Try and include who, when, where, why, what.</p>	<p><u>English</u> <u>Jolly</u> Complete Jolly Grammar spelling sheet. <u>Reading</u> Students are to complete one Reading Eggs activity. <u>Writing</u> Write your favourite recipe. Cook it with your family one of the nights.</p>	<p><u>English</u> <u>Jolly</u> Complete Jolly Grammar sheet. <u>Reading</u> Students are to complete one Reading Eggs activity. <u>Writing</u> Write a letter to a friend about anything you would like. You could type it up and email it to them.</p>	<p><u>English</u> <u>Spelling</u> Students complete a spelling test on their spelling words from the week. <u>Reading</u> Students are to complete one Reading Eggs activity. <u>Writing</u> Free Writing – Students can write about anything they like.</p>
<p>Break</p>				
<p>Middle</p>	<p><u>Number of the day</u> Choose a different number every day and write everything you know about that number. E.g. number more, 10 less, place value of number and different ways to make the number. <u>Mathematics</u> Get some counters (or sultanas or M&Ms or Tiny Teddies etc.)</p>	<p><u>Number of the day</u> Choose a different number every day and write everything you know about that number. E.g. number before, after, 10 less, place value of number and different ways to make the number. <u>Mathematics</u> Go on a shape hunt around your house! Can you find three of each shape in a different location? You need to find 3 quadrilaterals, 3</p>	<p><u>Number of the day</u> Choose a different number every day and write everything you know about that number. E.g. number more, 10 less, place value of number and different ways to make the number. <u>Mathematics</u> Ask your family if you can use five containers for an investigation. Estimate which container will hold the most rice (or pasta, dried beans, or water)? Order your</p>	<p><u>Number of the day</u> Choose a different number every day and write everything you know about that number. E.g. number before, after, 10 more, 10 less, place value of number and different ways to make the number. <u>Mathematics</u> Pattern hunt: What patterns can you find in and around your house? Record the patterns you found in your notebook by drawing them.</p>

<p>Take a handful of counters (or sultanas or M&Ms or Tiny Teddies etc.) and, without looking, estimate how many you have in your hand. Write your estimates down.</p> <p>Organise your counters into groups (you decide how many in a group). Draw your counter arrangement.</p> <p>Work out how many you have by counting in multiples. Ask questions like: Are there more or less counters than you estimated? How many more or less?</p> <p><u>Mathletics</u> Complete two tasks set for you from your classroom teacher.</p>	<p>triangles, 3 circles, 3 hexagons and 3 octagons. You can make shapes using toothpicks, paddle pop sticks or sticks. Draw or take photos of the different shapes you found and made.</p> <p><u>Mathletics</u> Complete two tasks set for you from your classroom teacher.</p>	<p>containers the most to the least. Draw the cups in order.</p> <p>Test your idea. Pour things from one container to another one to check your estimate. Order the containers from the one that holds the most to the one that holds the least. Draw your observations in your maths book.</p> <p><u>Mathletics</u> Complete two tasks set for you from your classroom teacher.</p>	<p>Ask someone to help you describe your favourite pattern.</p> <p><u>Mathletics</u> Complete two tasks set for you from your classroom teacher.</p>
<p>Break</p>			
<p>Afternoon</p> <p><u>D.E.A.R</u> Students choose a book to read for enjoyment.</p> <p><u>Science</u> List all things in the house that make light. List all items in the house that make sound.</p>	<p><u>D.E.A.R</u> Students choose a book to read for enjoyment.</p> <p><u>Creative Arts</u> Students choose an artwork from Arthub for Kids on YouTube and follow the directed drawing.</p>	<p><u>D.E.A.R</u> Students choose a book to read for enjoyment.</p> <p><u>Geography</u> Create a new celebration and write about it or tell/describe it to your parents/carer about the new celebration.</p>	<p><u>D.E.A.R</u> Students choose a book to read for enjoyment.</p> <p><u>PDH</u> Describe 5 ways that you can keep yourself healthy, and active. Choose one of your ideas and create a poster to explain it to a family member or friend Create a game that has rules and one piece of equipment. <u>PE</u> Play the game with a family member from the previous day.</p>



Learning environment checklist

In setting up this space the following should be considered:

- Is the area free of distraction?
- Is there excessive noise in the area?
- Are there trip hazards in the area?
- Is the area exposed to direct glare or reflections?
- Does the area have sufficient power points available?
- Is equipment (extension cords etc.) in good, safe, working condition?
- Is there a proper desk and chair and other necessary equipment (light, stationery and devices)?
- Is the chair adjusted correctly?
 - Feet should be flat on the floor and knees bent at right angles with thighs parallel to the floor.
 - The chair backrest should support the lower back and allow your child to sit upright.
 - The chair should move freely and not be restricted by hazards such as mats and power cords.
 - Chair arm rests should be removed or lowered when typing.
- Is the computer adjusted correctly?
 - The screen should be positioned directly in front of your child.
 - The screen should be at a distance where your child can see clearly and easily without straining. The top of the screen should be slightly lower than eye level.
 - The keyboard should be positioned at a distance where elbows are close to your child's body and their shoulders should be relaxed.
 - The mouse should be placed directly next to the keyboard.
- Are their most frequently used items within easy reach from a seated position?



Spelling Words

miss	
cross	
giant	
magic	
large	
danger	
orange	
vegetable	
March	
April	

Success Criteria:

I have copied my spelling words correctly.

I have used capital letters and full stops correctly in my sentences.



Sentences

1.

2.

3.

Teacher Recognition: _____

Reading Eggs

Please complete your Reading Eggs Placement Test.

Writing: Recount

Teacher Recognition:

Success Criteria:

I have used capital letters at the beginning of my sentences.

I have used full stops at the end of my sentences.



My Weekend

Firstly, _____

Then, _____

Next, _____

Finally, _____

Today's
number is...

EVEN or ODD

Tally Marks

Word Form

Place Value

Tens	Ones


Expanded Form

+ =

More and Less

1 more	
1 less	
10 more	
10 less	
100 more	

Show
with
money



Forwards and Backwards

- Forwards by 1 _____
- Backwards by 1 _____
- Forwards by 10 _____
- Backwards by 10 _____

Mathematics:

Get some counters (or sultanas or M&Ms or Tiny Teddies etc.). Without looking, estimate how many you have in your hand.



Estimate: _____



Organise your counters into groups (you decide how many in a group). Draw your counter arrangement.

Success Criteria:

I have organised my counters into equal groups.



I have used skip counting to count the total number of items.



Teacher Recognition: _____

Work out how many you have by counting in multiples. Ask questions like: Are there more or less counters than you estimated? How many more or less?

Mathletics

Complete two tasks set for you from your classroom teacher.

DEAR: Drop Everything And Read!

Choose a book of your choice to read for enjoyment.



Science:

Items that produce light:

- _____
- _____
- _____
- _____

Items that produce sound:

- _____
- _____
- _____
- _____



Success Criteria:

I have listed four items
that produce light.  

I have listed four items
that produce sound.  

Teacher Recognition: _____

Student: I have completed today's learning plan to the best of my ability. Sign: _____  

Parent: I am happy with the amount of work my child has completed in today's learning plan. Sign: _____  

Jolly Spelling

Success Criteria:

I have completed my Jolly Spelling worksheet.



Teacher Recognition: _____

Reading Eggs

Please complete one Reading Eggs activity.



Writing:

Write your favourite recipe using the template below and cook it with your family.

Success Criteria:

I have used a capital letter at the start of every sentence.

I have used a full stop at the end of every sentence.

I have used a verb to begin each sentence.



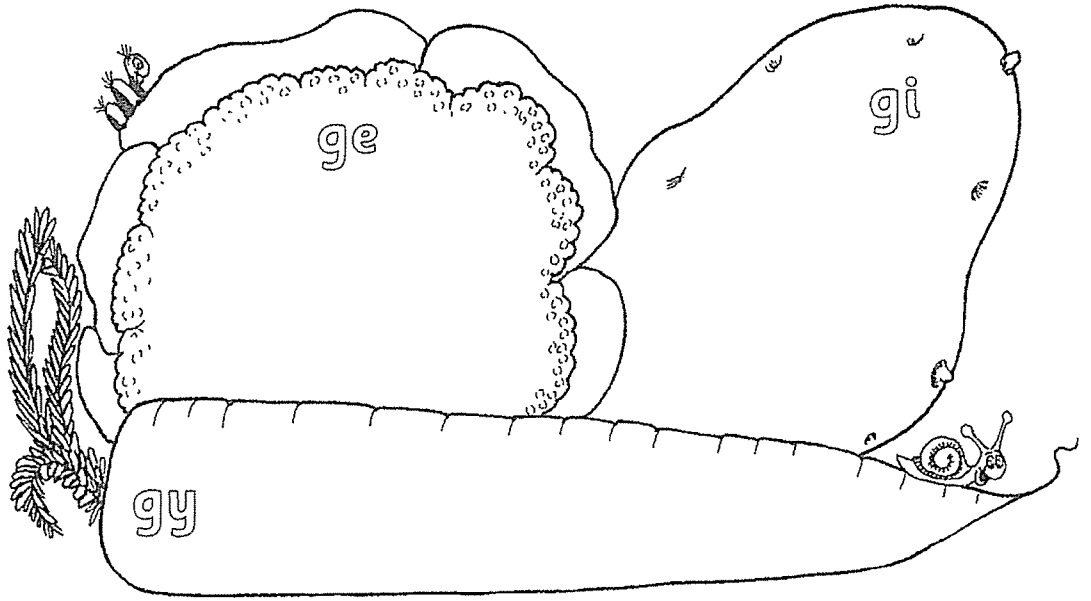
Teacher Recognition:

Spelling List

1. miss
2. cross
3. _iant
4. ma _ic
5. lar _e
6. dan _er
7. oran _e
8. ve _etable
9. March
10. April

Soft <g> for the /j/ sound

Write some soft <g> words in the vegetables.



Choose a word from the list to fit each sentence.

1. I ate a bowl of _____ soup.
2. Then I drank a glass of _____ juice.
3. Be careful! You are in _____.
4. The wizard cast a _____ spell.

March

_ a _ c _

M _ r _ h

M _ _ c _

April

_ p _ _ l

A _ r i _

_ p _ i _

Draw a ring around the word that would come first in the dictionary.

amber

acorn

vowel

vixen

gander

grammar

elk

expel

raft

rook

penguin

plural

Today's number is...

EVEN or ODD

Tally Marks

Place Value

Tens	Ones

Word Form


Expanded Form

$$\square + \square = \square$$

More and Less

1 more	
1 less	
10 more	
10 less	
100 more	

Show with money



Forwards and Backwards

Forwards by 1 _____

Backwards by 1 _____

Forwards by 10 _____

Backwards by 10 _____

Mathematics:


Go on a shape hunt around your house! Can you find three of each shape in a different location? You need to find 3 quadrilaterals, 3 triangles, 3 circles, 3 hexagons and 3 octagons. You can make shapes using toothpicks, paddle pop sticks or sticks. Draw or take photos of the different shapes you found and made.

Quadrilaterals (a four sided shape):

List:

- 1. _____
- 2. _____
- 3. _____

Draw:



Triangles:

List:

- 1. _____
- 2. _____
- 3. _____

Draw:



List:

1. _____

2. _____

3. _____

Circles:



Draw:

List:

1. _____

2. _____

3. _____

Hexagons



Draw:

Octagons



List:

1. _____

2. _____

3. _____

Draw:

Success Criteria:

I have identified and drawn three of each shape.



Teacher Recognition: _____

Mathletics

Complete two tasks set for you from your classroom teacher.


DEAR: Drop Everything And Read!

Choose a book of your choice to read for enjoyment.

Mathletics



Art



Choose an artwork from Art for Kids Hub on YouTube and create your drawing below.
Here is an example: YouTube - How To Draw a Cartoon Dolphin - Art For Kids Hubs.
<https://www.youtube.com/watch?v=ou7NitF6gkU>

Success Criteria:

I have drawn and coloured my cartoon dolphin.



Teacher Recognition: _____

Student: I have completed today's learning plan to the best of my ability. Sign: _____



Parent: I am happy with the amount of work my child has completed in today's learning plan. Sign: _____



Jolly Grammar

Success Criteria:

I have completed my Jolly Grammar worksheet.



Teacher Recognition: _____

Reading Eggs

Please complete one Reading Eggs activity.



Writing:

Write a letter to a friend about anything you would like. You can choose to type it if you wish.

Success Criteria:

I have used a capital letter at the start of every sentence.




I have used a full stop at the end of every sentence.



Teacher Recognition:

Proper Nouns Black

The names of the months are proper nouns. Write them in order under the calendar picture frames below, remembering to start each one with a capital letter. Then draw a picture for each month.



Your address:

Recipient's address:

Date:

Dear

Title:

Yours

Today's
number is...

EVEN or ODD

Tally Marks

Place Value

Tens	Ones

Word Form


Expanded Form

$$\square + \square = \square$$

More and Less

1 more	
1 less	
10 more	
10 less	
100 more	

Show
with
money



Forwards and Backwards

Forwards by 1 _____


Backwards by 1 _____

Forwards by 10 _____

Backwards by 10 _____

Mathematics:

Collect five different containers for an investigation. Estimate which container can hold the most rice (or pasta, dried beans, or water).



Estimate: _____



Test your idea. Pour things from one container to another one to check your estimate. Draw the containers in order from the one that holds the most to the one that holds the least.

Most Least

Success Criteria:

I have drawn my containers in order from the one that holds the most to the least.



Teacher Recognition: _____

Mathletics

Complete two tasks set for you from your classroom teacher.



DEAR: Drop Everything And Read!

Choose a book of your choice to read for enjoyment.



Geography

Create a new celebration and write about it or tell/describe it to your parents/carers.

- How?
- Where?
- Why?

Success Criteria:

I have identified a new celebration and described how, where and why it celebrated.



Teacher Recognition: _____

My Celebration

Student: I have completed today's learning plan to the best of my ability. Sign: _____



Parent: I am happy with the amount of work my child has completed in today's learning plan. Sign: _____



Spelling Test

Score: ___ / 10

Success Criteria:

I have completed my spelling test.



Teacher Recognition: _____

Reading Eggs

Please complete one Reading Eggs activity.

Free Writing

Use the pages below to write about anything they like.
Here is a link you can use for ideas:

<http://www.scholastic.com/teachers/story-starters/>



Success Criteria:

I have used a capital letter at the start of every sentence.



I have used a full stop at the end of every sentence.



Teacher Recognition:

--

Today's
number is...

EVEN or ODD

Tally Marks

Place Value

Tens	Ones

Word Form


Expanded Form

$$\square + \square = \square$$

More and Less

1 more	
1 less	
10 more	
10 less	
100 more	

Show
with
money



Forwards and Backwards

Forwards by 1 _____


Backwards by 1 _____

Forwards by 10 _____

Backwards by 10 _____

Mathematics

Pattern hunt: What patterns can you find in and around your house? Record the patterns you found by drawing them. Ask someone to help you describe your favourite pattern.



Describe your pattern: _____

Success Criteria:

I have drawn and described my pattern.



Teacher Recognition: _____

Mathletics

Complete two tasks set for you from your classroom teacher.



DEAR: Drop Everything And Read!

Choose a book of your choice to read for enjoyment.



PDH

- Describe 5 ways that you can keep yourself healthy, and active. Choose one of your ideas and create a poster to explain it to a family member or friend.



- Create a game that has rules and one piece of equipment.

Success Criteria:

I have identified five ways to keep me healthy and active.

PE

- Play the game with a family member from the previous day.



I have created a new game that has rules and equipment.

Five Ways to Keep Myself Healthy and Active

- _____
- _____
- _____
- _____
- _____

My New Game

Equipment: _____

Rules:

My Poster - Keeping Myself Healthy and Active

Student: I have completed today's learning plan to the best of my ability. Sign: _____



Parent: I am happy with the amount of work my child has completed in today's learning plan. Sign: _____

