



Cambridge Gardens Public School

Weekly Learning Plan - Year Two

Unit 2



Google classroom username: _____@education.nsw.gov.au

Class code: be6r46f

If you would like a little reminder of your user name (which goes at the beginning of the @education.nsw.gov.au and is usually your child's first and last name with a full stop in between and sometimes a number at the end) and password please reply to the email sent regarding google classrooms with the name of your child and their class and we will provide your child's details. See instructions on the next pages on how to access.

Name: _____

Stage 1 Teaching and Learning Continuity Plan – Unit 2

Dear Parents and Caregivers,

30th March 2020

I would like to start by acknowledging the amazing response we have had from the Cambridge Gardens school community. As teachers we have felt incredibly supported and it fills our hearts with warmth seeing the positive comments that our school is receiving at this extremely testing time.

This continued support and partnership will ensure that we can continue to support our students through this and enable our wonderful staff the opportunity to plan appropriately. We have compiled Unit 2 of the Teaching and Learning package, which will continue to be communicated to parents on a weekly basis using our school email system. We will also communicate via Facebook and the School Webpage.

We will also continue to make a member of our school staff available for questions and feedback each day for different grades. Please be mindful that the school has only limited phone lines available to use so please be fair and limit your questions to allow all parents access to this provision. Please ask for Mr Wood.

Unit 2 Information

The Unit 2 booklet includes:

- A Weekly Learning Plan – this is effectively a timetable that outlines daily learning activities that would be completed throughout the course of a week.
- A Learning Environment Checklist that will enable you to set up the best possible environment for your child.
- Following these items will be each day's activities in order. There is space for your child to complete these activities in the booklet only.
- Under most daily activities will be a Success Criteria for your child to complete. This will also be the space for teacher recognition.
- At the end of each day's learning, there is a section for Parents/Caregiver's to sign stating they are happy with the amount of work completed.
- A Fast Finishes Grid at the end of the unit. Students can choose a different activity everyday.

Weekly Learning Booklets are due on a Monday

- Year 1 and Year 2 booklets will continue to be due to the front office or via email on a **Monday** each week. This will also be the time that the following week's booklet can be collected/emailed home.

Cambridge Gardens Public School

Innovation, Excellence, Connections & Fun

- Each Stage will have their booklets collected and distributed on different days, as we wish to be as mindful of social distancing as possible.
- If you are returning your work via email, the subject line must be **Mr Wood** only. You must include your child's name and class in the body of the email. This will ensure that your child's work will be forwarded to the right teacher to provide recognition of work. The school's email address is cambridgeg-p.school@det.nsw.edu.au
- For returned student work via email, teacher recognition will be provided back via email, in a timely manner.
- For returned student work via the front office, teacher recognition will be provided in a timely manner. This can be picked up with the new weekly learning booklet on the following Monday.

Google Classroom

- Teachers are planning some additional learning activities/videos to be placed on our Google Classrooms platform. This will commence with this second unit of work.
- A video has been placed on the school Facebook page and a how to document has been included in each student's booklet. This will show you how to login to Google Classrooms via the student portal and how to access this style of communication once on the platform. Student portal information will be sent home to students to enable this.
- Students will need a joining code, which is outlined below. Please only join the grade that your child is in. Any child joining the incorrect classroom will be deleted and need to rejoin the correct class.
- If parents have any questions please contact Mr Wood on the school email or phone.

Joining Codes

Year 1 – c3lpj4f

Year 2 – be6r46f

Please be aware that over the coming period, the type, style and delivery of work to students will develop and change.

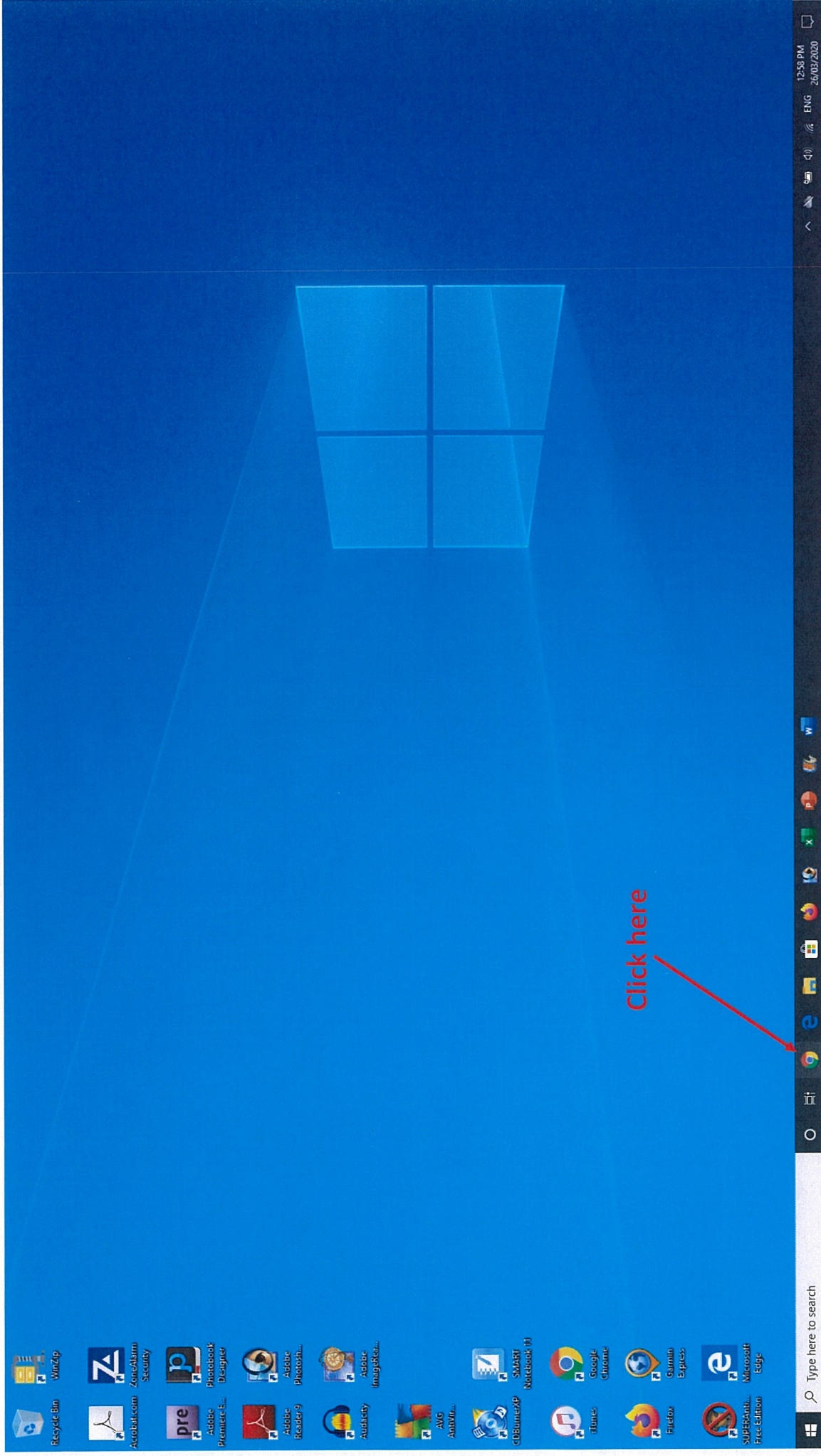
We would like to thank all of our fantastic students and families for their support, patience and kindness during this time.

Wishing you all health and happiness.

Stage 1 Teachers

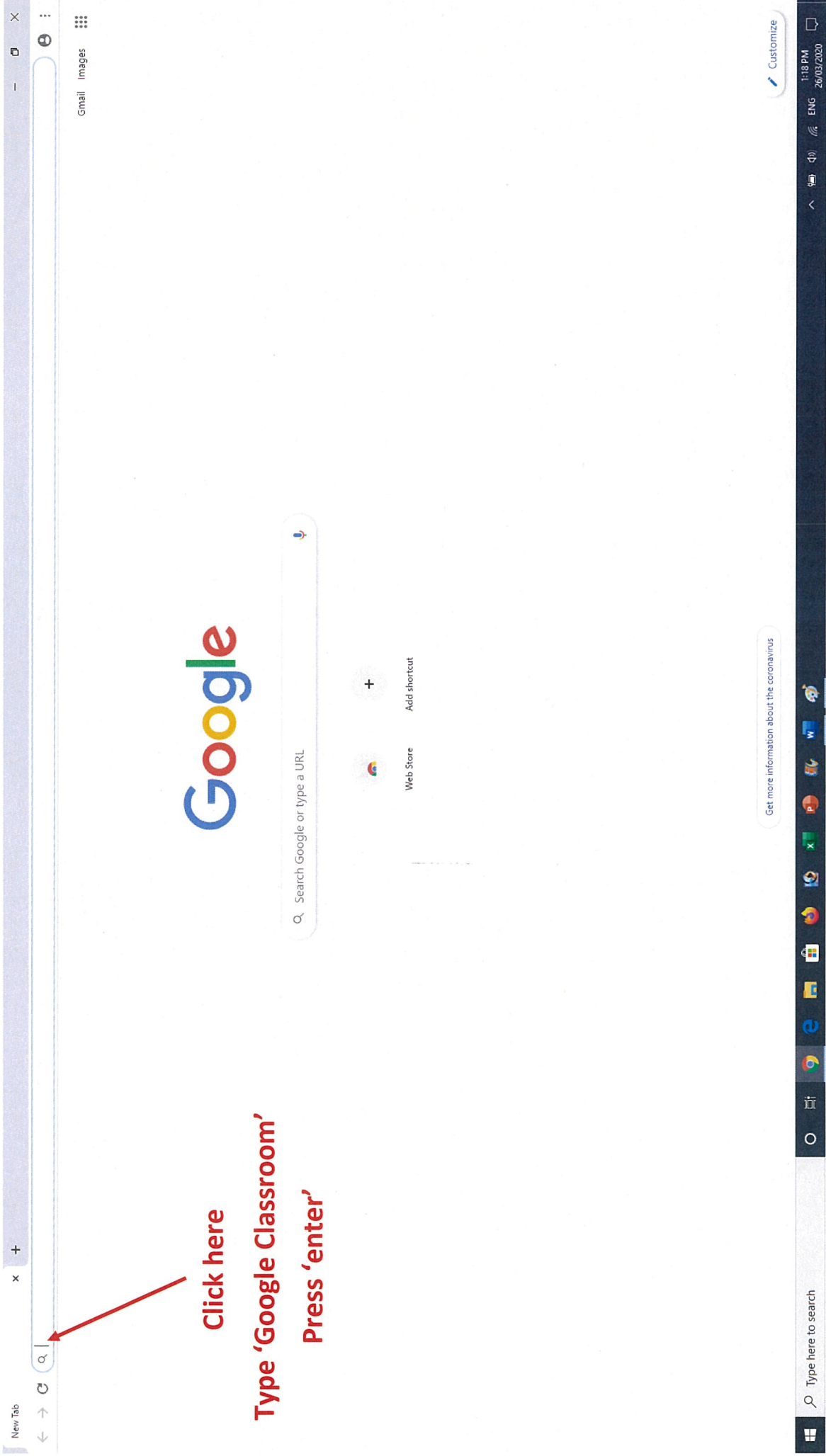
Mr Wood, Mrs Smith, Miss Vella, Miss Vella, Miss Fry, Miss Bates, Mrs Williams and Mrs Rau

How to access Google Classrooms instructions



1. Click on your internet browser icon to open your internet browser.

How to access Google Classrooms instructions



2. Click in the URL/search bar and type Google Classroom. Press enter.

How to access Google Classrooms instructions

The screenshot shows a Google search for "google classroom". The search results include:

- edu.google.com > products > classroom
- Classroom: manage teaching and learning | Google for ...**
Classroom helps students and teachers organize assignments, boost collaboration, and foster better communication. ... With simple setup and integration with G Suite for Education, Classroom streamlines repetitive tasks and makes it easy to focus on what teachers do best: teaching
- classroom.google.com >
Google Classroom
Sign in. Use your Google Account. Email or phone. Forgot email? Type the text you hear or see. Not your computer? Use a private browsing window to sign in.
- play.google.com > store > apps > details > id=com.google.android.app...
Google Classroom - Apps on Google Play
★★★★★ Rating: 3.9 - 129,287 votes - Free - Android - Educational
Classroom is a free service for schools, non-profits, and anyone with a personal Google account. Classroom makes it easy for learners and instructors to ...

Below the search results is a "Videos" section with several video thumbnails, including "GOOGLE CLASSROOM TUTORIAL" and "GOOGLE CLASSROOM TIPS & TRICKS".

At the bottom of the page, there is a "Type here to search" input field.

A red arrow points from the text "Click here" to the "Google Classroom" search result.

3. Click the 'Google Classroom' link

How to access Google Classrooms instructions

The screenshot shows the Google Classroom website interface. At the top, there is a navigation bar with the following items: 'For Education', 'Why Google', 'Products', 'Teaching Resources', 'Code with Google', 'Training & Support', 'The Latest', 'Get products', and 'Contact us'. Below this, the main heading reads 'Manage teaching and learning with Classroom'. Underneath the heading, a sub-heading states: 'Classroom helps students and teachers organize assignments, boost collaboration, and foster better communication.' A blue button labeled 'Go to Classroom' is positioned below the sub-heading. A red arrow points from the text 'Click here' to this button. At the bottom of the page, there is a video player showing a woman and a man wearing headsets, with a play button icon in the center. The Windows taskbar is visible at the very bottom of the screen, showing the search bar and various application icons.

Classroom: manage teaching an... x +

edu.google.com/intl/en-GB/products/classroom/?modal_active=none

Google

For Education

Why Google

Products

Teaching Resources

Code with Google

Training & Support

The Latest

Get products

Contact us

Sign in

Manage teaching and learning with Classroom

Classroom helps students and teachers organize assignments, boost collaboration, and foster better communication.

[Go to Classroom](#)

Click here

Having trouble signing into Classroom? [Get tips and help here.](#)

1:29 PM 26/03/2020

Type here to search

4. Click the 'Go to Classroom' icon

How to access Google Classrooms instructions

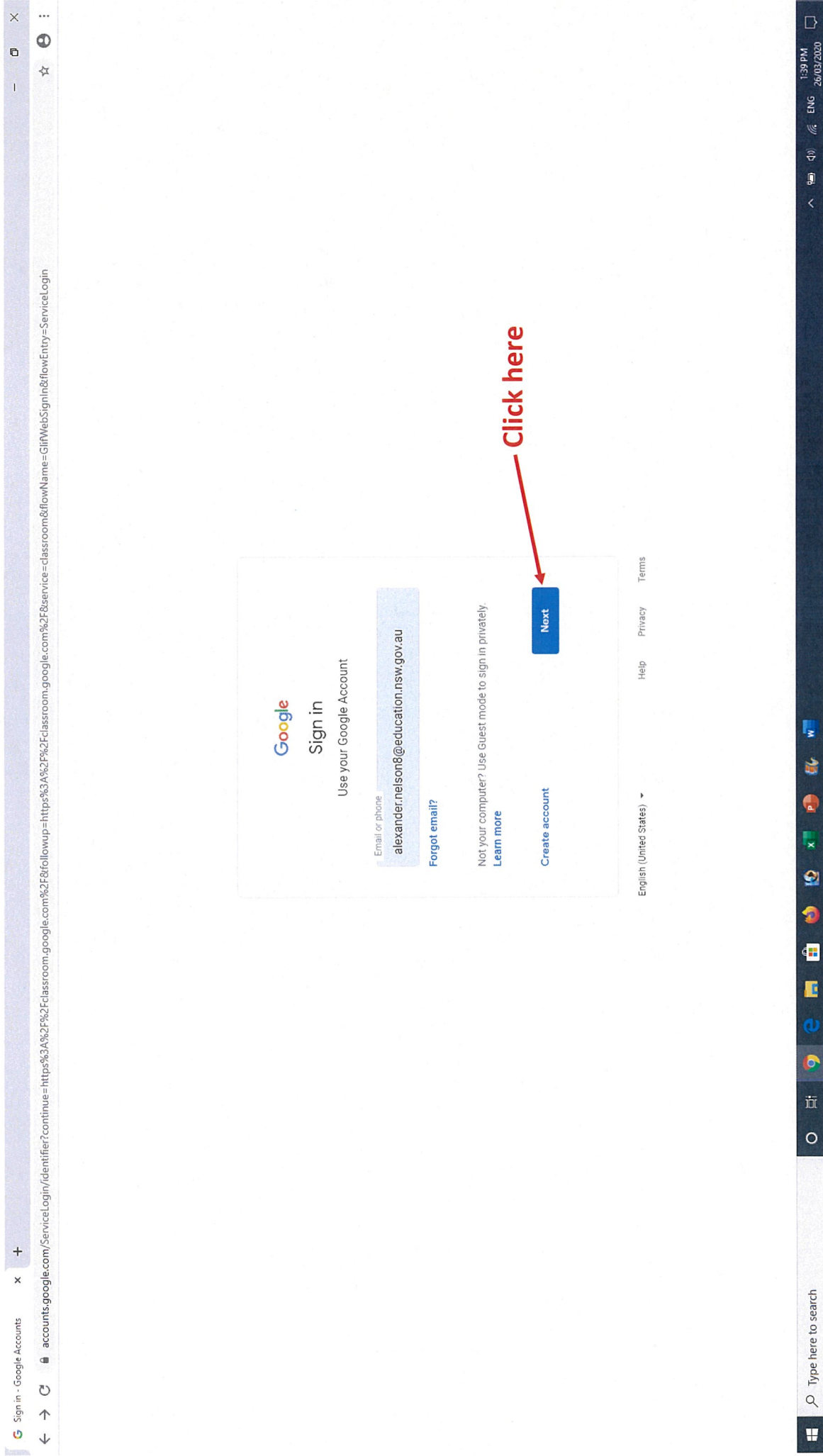
The screenshot shows a web browser window displaying the Google sign-in page. The browser's address bar contains a long URL starting with 'accounts.google.com'. The page content includes the Google logo, the text 'Sign in Use your Google Account', an input field for 'Email or phone', and a 'Forgot email?' link. A red arrow points from the text 'Click here' to the 'Forgot email?' link. Below the input field, there is a link for 'Not your computer? Use Guest mode to sign in privately' and a 'Learn more' link. At the bottom of the sign-in box is a 'Next' button. The browser's taskbar at the bottom shows various application icons and the system tray with the date and time '1:29 PM 26/03/2020'.

Click here

5. Click in the “Email or phone” bar and type in your student login, followed by “@education.nsw.gov.au”

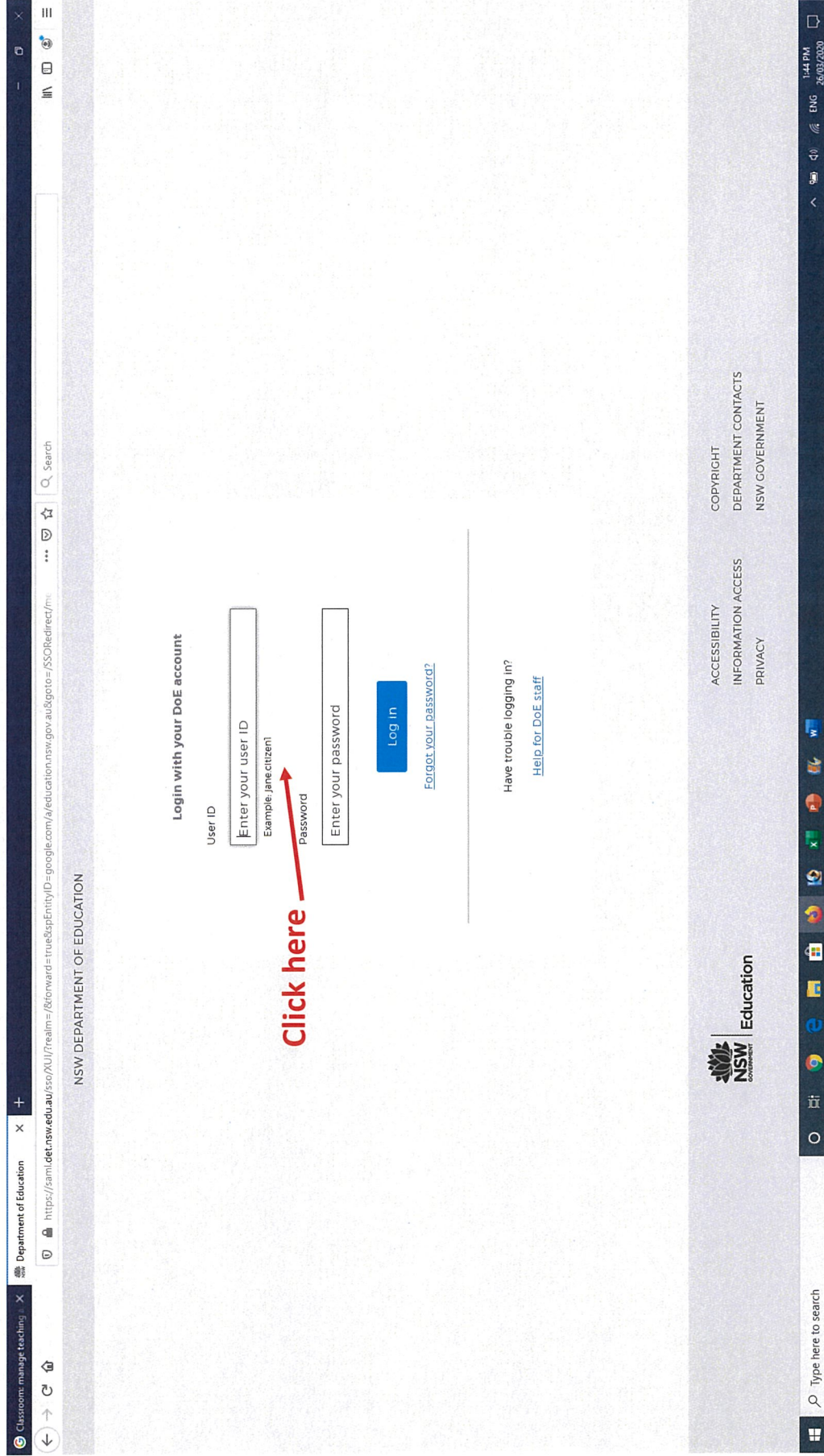
For example: **Alexander.Nelson8@education.nsw.gov.au**

How to access Google Classrooms instructions



6. Click 'Next'

How to access Google Classrooms instructions



7. Type in your User ID and your password. Click the 'Log In' icon.

(Your user ID and password are the same that you use to login to the computers at school.)

How to access Google Classrooms instructions

Sign in - Google Accounts

accounts.google.com/speedbump/samlconfirmaccount?continue=https%3A%2F%2Fclassroom.google.com%2F%2Fservice=classroom&hl=en&isarp=1&iscc=0&checkedDomains=youtube&checkConnection=youtube%3A0&TL=AMV8YcR3x5gLdo26QJFE_hau9hC...

Google

Verify it's you

alexander.nelson8@education.nsw.gov.au

We would like to confirm the referenced account is yours.
If you recognize this account, please press continue.

I don't recognize this account

Continue

Click here

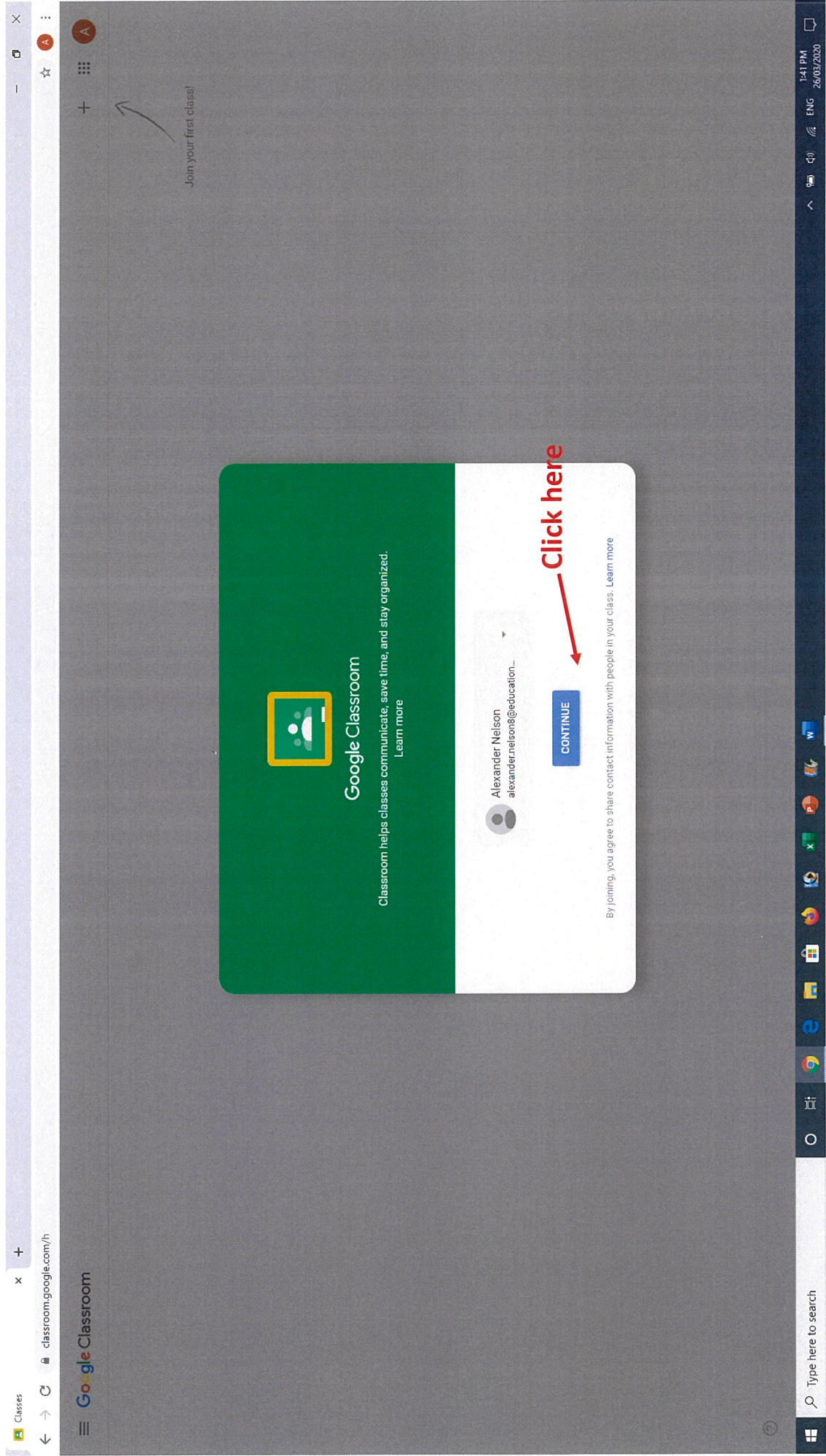
English (United States) Help Privacy Terms

Type here to search

1:37 PM 26/05/2020

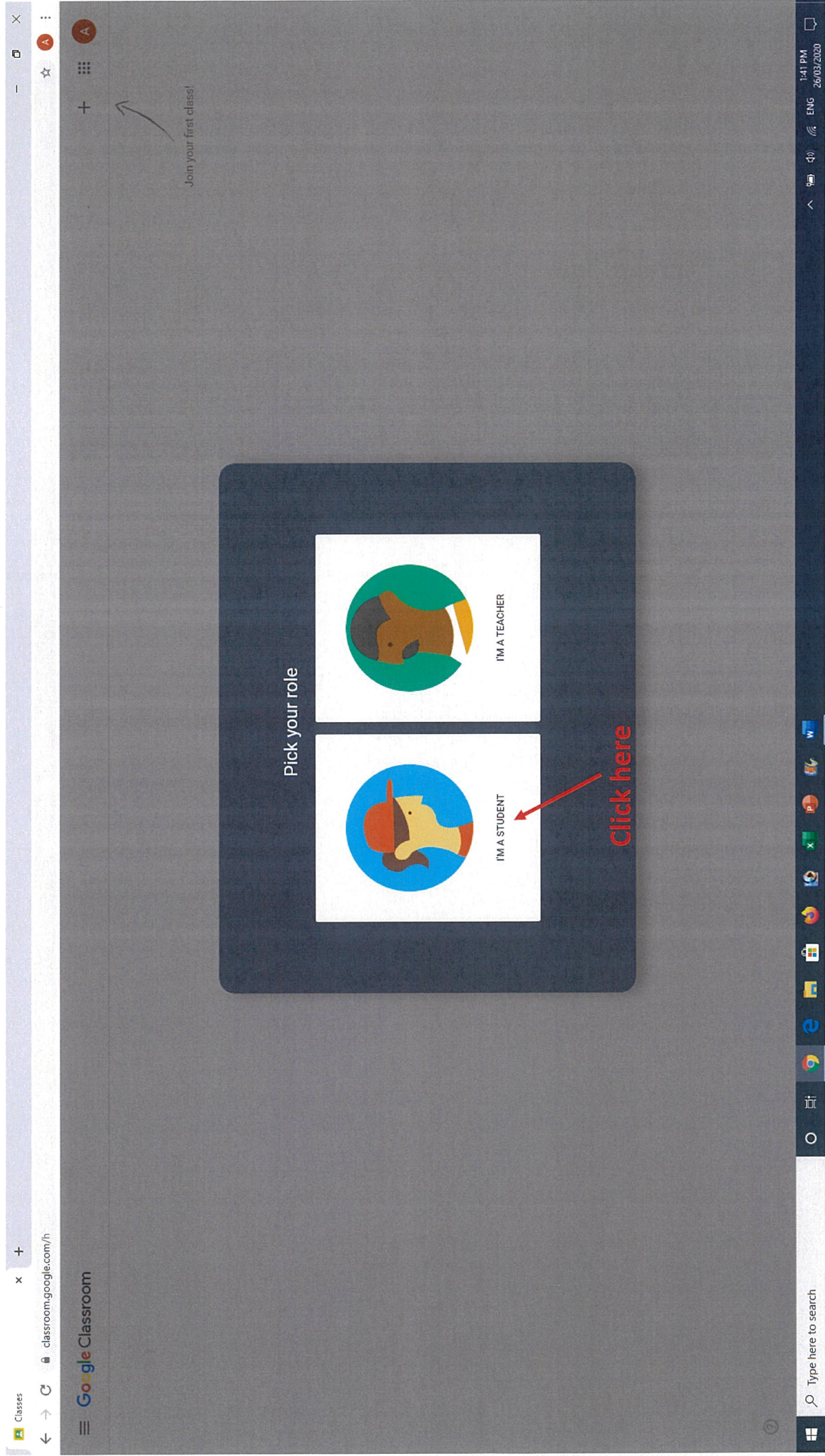
8. Click the 'Continue' icon.

How to access Google Classrooms instructions



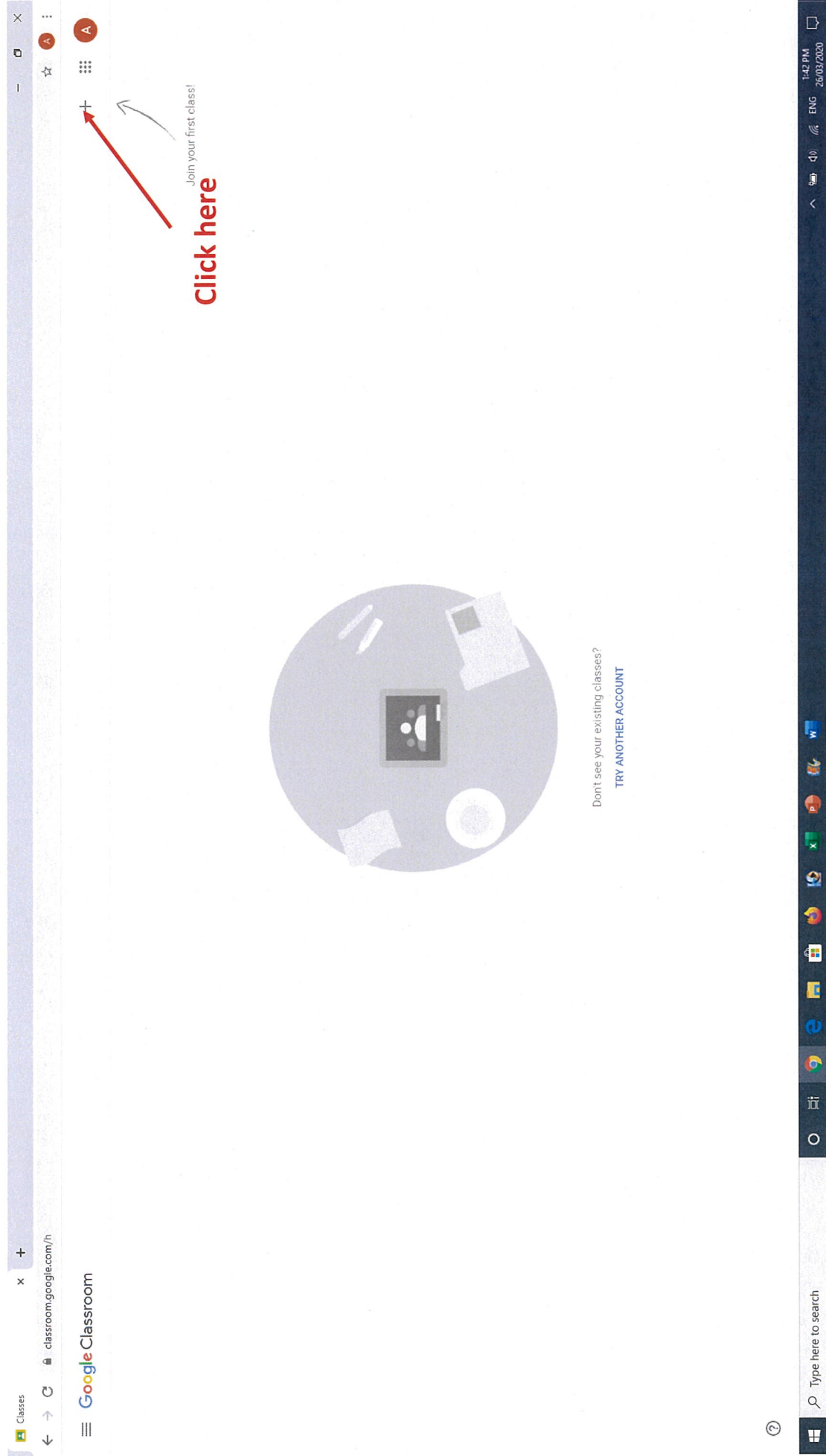
9. Click the 'Continue' icon.

How to access Google Classrooms instructions



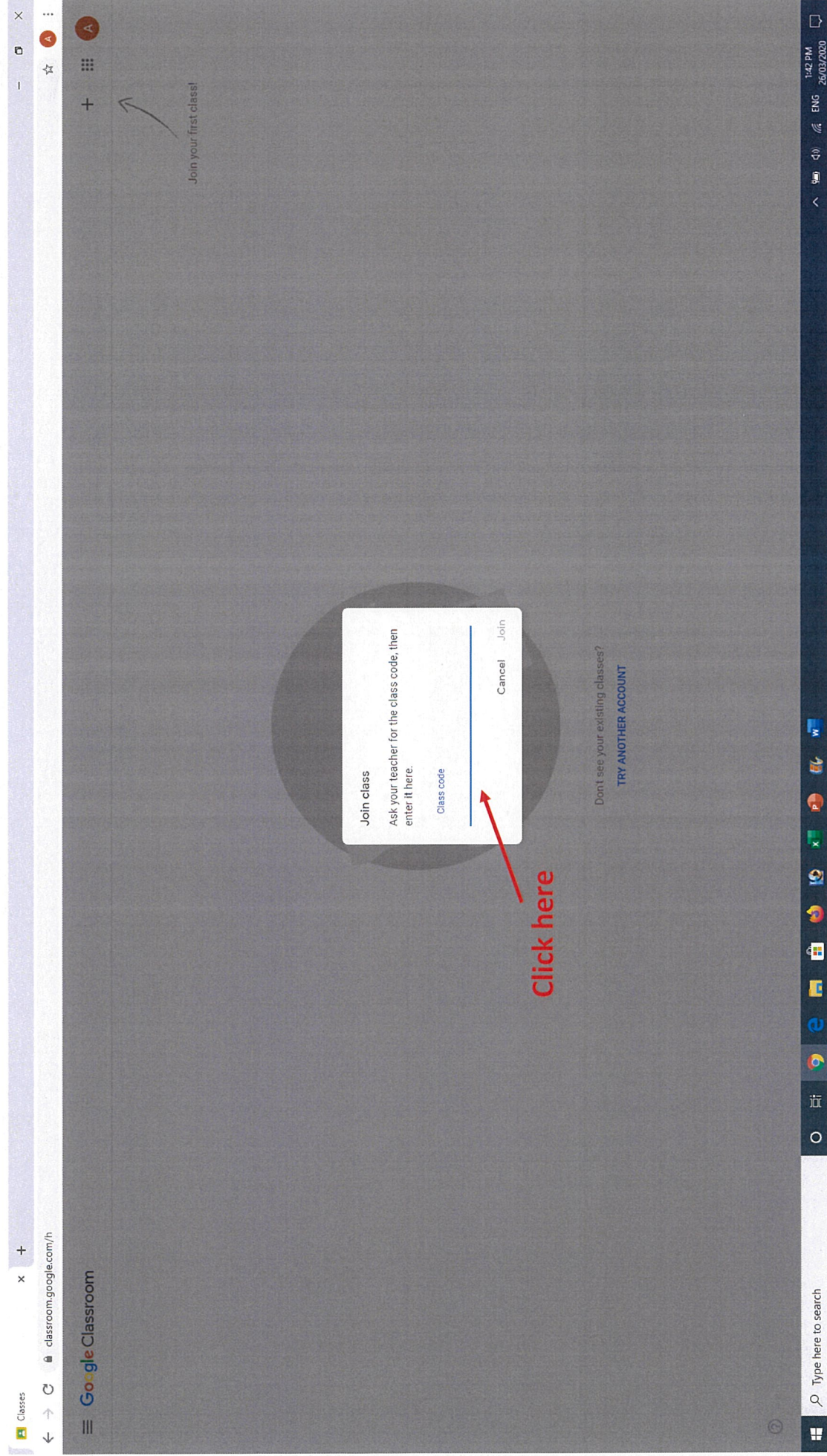
10. Click the 'I'M A STUDENT' icon.

How to access Google Classrooms instructions



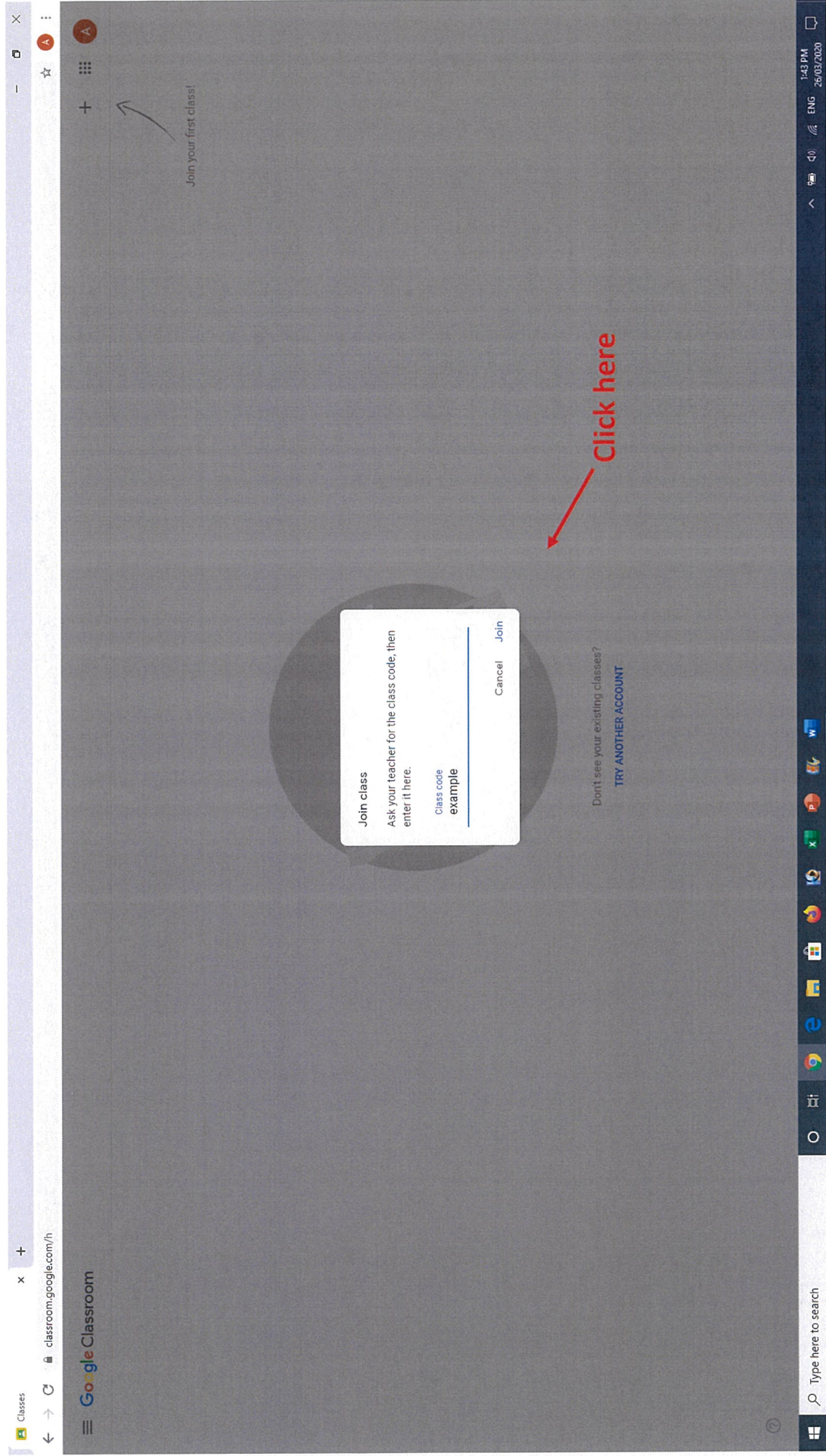
11. Click the '+' icon where it says 'Join your first class!'

How to access Google Classrooms instructions



12. Type in your Class code. Click the 'Join' icon.

How to access Google Classrooms instructions



13. Click the 'Join' icon.

Cambridge Gardens PS Learning Plan – Stage 1

Unit 2

	Monday	Tuesday	Wednesday	Thursday	Friday	
Morning	<p><u>English</u></p> <p><u>Spelling</u> Refer to spelling list provided. Write their words and create some sentences.</p> <p><u>Reading</u> Students are to complete one Reading Eggs activity.</p> <p>Write down any tricky words you come across while on Reading Eggs.</p> <p><u>Writing</u> What did you do on the weekend? Try and include who, when, where, why, what.</p>	<p><u>English</u></p> <p><u>Jolly Grammar</u> Complete Jolly Grammar spelling sheet.</p> <p><u>Reading</u> Read a book from the Reading Eggs Library.</p> <p>Complete a retell of the book either verbally or written.</p> <p><u>Writing</u> Describe your bedroom. What does it look like, feel like, sound like and smell like using adjectives (describing words).</p>	<p><u>English</u></p> <p><u>Jolly Grammar</u> Complete Jolly Grammar sheet.</p> <p><u>Reading</u> Students are to complete one Reading Eggs activity.</p> <p>Write down any tricky words you come across while on Reading Eggs.</p> <p><u>Writing</u> Writing – Write a narrative using the picture in the booklet</p>	<p><u>English</u></p> <p><u>Handwriting</u> Complete the handwriting sheet.</p> <p><u>Reading</u> Students are to complete one Reading Eggs activity.</p> <p>Read a book from the Reading Eggs Library.</p> <p>Complete a retell of the book either verbally or written.</p> <p><u>Writing</u> Write a description of a person or animal in your home using adjectives (describing words).</p>	<p><u>English</u></p> <p><u>Spelling</u> Students complete a spelling test on their spelling words from the week.</p> <p><u>Reading</u> Students are to complete one Reading Eggs activity.</p> <p><u>Writing</u> Free Writing – Students can write about anything they like.</p>	
Break						

Middle

<p><u>Number of the day</u> Choose a different number every day and write everything you know about that number. E.g. number before, after, 10 more, 10 less, place value of number and different ways to make the number.</p> <p><u>Mathematics</u> In this investigation, you need to design a crazy cubby house. You must draw a design on grid paper using a variety of 2D shapes (squares, rectangles, triangles and circles)</p> <p><u>Mathletics</u> Complete two tasks set for you from your classroom teacher.</p>	<p><u>Number of the day</u> Choose a different number every day and write everything you know about that number. E.g. number before, after, 10 more, 10 less, place value of number and different ways to make the number.</p> <p><u>Mathematics</u> Fractions of amounts Find eight things you can use to share out, to practise finding fractions of amounts. E.g. small pieces of paper, toothpicks, grapes, sweets etc.... Share them out between 2 teddies to find $\frac{1}{2}$ and then between 4 teddies to find $\frac{1}{4}$ of them. Draw a bar model split into 2 to find halves and into 4 to find quarters.</p> <p><u>Mathletics</u> Complete two tasks set for you from your classroom teacher.</p>	<p><u>Number of the day</u> Choose a different number every day and write everything you know about that number. E.g. number before, after, 10 more, 10 less, place value of number and different ways to make the number.</p> <p><u>Mathematics</u> Using the 100s chart complete the worksheet</p> <p><u>Mathletics</u> Complete two tasks set for you from your classroom teacher.</p>	<p><u>Number of the day</u> Choose a different number every day and write everything you know about that number. E.g. number before, after, 10 more, 10 less, place value of number and different ways to make the number.</p> <p><u>Mathematics</u> Play the following game with someone in your house. Use a deck of playing cards (or make a set of cards from 0 to 10). Take out the jacks, queens, kings and jokers. An ace equals 1. Shuffle the cards. Lay them out in a grid with 4 rows and with 4 cards in each row. Put the left-over cards in a pile. Take it in turns to flip over two cards, looking for combinations that add to make 10. If you found a pair, take the two cards and record the combination you found in your notebook. Take 2 new cards from the pile. If unsuccessful, turn the cards face down. When as many cards have been matched as possible, work out your total score by adding up the value of all your cards. The person with the highest score is the winner.</p> <p><u>Mathletics</u> Complete two tasks set for you from your classroom teacher.</p>
---	--	---	--

Break

<p>Afternoon</p>	<p><u>D.E.A.R</u> Students choose a book to read for enjoyment.</p> <p><u>Science</u> Using recycled materials create an instrument that creates sound.</p>	<p><u>D.E.A.R</u> Students choose a book to read for enjoyment.</p> <p><u>Creative Arts</u> Students choose an artwork from Arthub for Kids on YouTube and follow the directed drawing.</p>	<p><u>D.E.A.R</u> Students choose a book to read for enjoyment.</p> <p><u>Geography</u> What is the weather like today? Describe it to a family member. Predict what you think the weather will be like tomorrow. Tell your family member. Observe the weather for the rest of the week. Make your own weather chart for the week. Draw or write about the weather each day. What activities could you do in the weather today? What clothes would you need to wear? Draw a picture of yourself in winter to show how you would dress differently. What indoor and outdoor activities could you do in different types of weather. Draw or write in your book to show the types of things you could do.</p>	<p><u>D.E.A.R</u> Students choose a book to read for enjoyment.</p> <p><u>STEM</u> Make a paper airplane. Measure how many steps the plane flies. Test it three times in total. Try a new design to see if you can beat that distance. Make a table in your book to keep a record of the distances both planes flew.</p>	<p><u>D.E.A.R</u> Students choose a book to read for enjoyment.</p> <p><u>PE</u> Go for a walk with your parents being mindful of social distancing. If you are not allowed to go for a walk do 15 – 30 minutes of physical activity in your front or backyard.</p>
-------------------------	---	---	--	--	---

Spelling Words - <wa> for the /wo/

duck	
click	
was	
wash	
wasp	
swan	
watch	
swallow	
May	
June	

Success Criteria:

I have copied my spelling words correctly.

I have used capital letters and full stops correctly in my sentences.



Teacher Recognition: _____

Sentences

1. _____

2. _____

3. _____

Writing: Recount

Teacher Recognition:

Success Criteria:

I have used capital letters at the beginning of my sentences.

I have used full stops at the end of my sentences.

My Weekend

Firstly, _____

Then, _____

Next, _____

Finally, _____



Today's number is...

EVEN or ODD

Tally Marks

Place Value

Tens	Ones

Word Form


Expanded Form

+ =

More and Less

1 more	
1 less	
10 more	
10 less	
100 more	

Show with money



Forwards and Backwards

Forwards by 1 _____

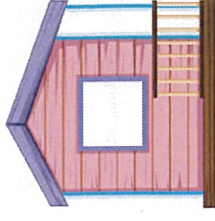

Backwards by 1 _____

Forwards by 10 _____

Backwards by 10 _____

Mathematics:

Design a crazy cubby house! Draw your design on the grid paper using as many 2D shapes as you can (circles, squares, triangles, etc)



Teacher Recognition: _____

Success Criteria:

I have designed a cubby house using grid paper using a variety of 2D shapes



Mathletics

Complete two tasks set for you from your classroom teacher.




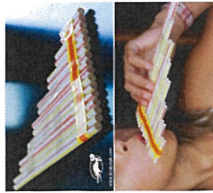
DEAR: Drop Everything And Read!

Choose a book of your choice to read for enjoyment.



Science:

Using recycled materials create an instrument that makes sound (milk cartons, egg containers, toilet rolls, foil, glad wrap). Draw and label your recycled instrument.



Success Criteria:

I have created an instrument out of recycled materials.



I have decorated my instrument.



I have drawn and labelled my recycled instrument.



Draw below:

Teacher Recognition: _____

Student: I have completed today's learning plan to the best of my ability. Sign: _____



Parent: I am happy with the amount of work my child has completed in today's learning plan. Sign: _____



Jolly Spelling

Success Criteria:

I have completed my Jolly Spelling worksheet.



Teacher Recognition: _____

Reading Eggs

Please complete one Reading Eggs activity.



Writing:

Describe your bedroom. What does it look like? What does it feel like? What does it sound like? What does it smell like? Use as many adjectives as you can (describing words).



Success Criteria:

I have used a capital letter at the start of every sentence.



I have used a full stop at the end of every sentence.



I have used a variety of adjectives (describing words) in my writing.




Teacher Recognition:

Spelling List

1. duck
2. click
3. ___s
4. ___sh
5. ___sp
6. s___n
7. ___tch
8. s___llow
9. May
10. June

⟨wa⟩ for the /wo/ sound

Write some ⟨wa⟩ words in the swan.





Choose a word from the list to fit each sentence.

1. My _____ says two o'clock.
2. She was stung by a _____.
3. We must _____ our hands.
4. A _____ is a big, white bird.

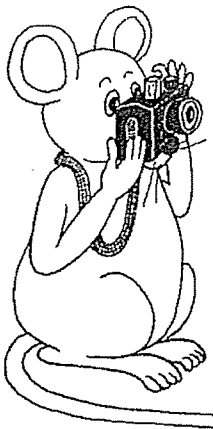
May
 _ a _
 M _ y



June
 _ u _ e
 J _ n _
 _ _ n _






Read these nouns, and give each proper noun a capital letter.



- england michael mrs swan monday
- wand chair pig fire
- september inky flower new zealand
- mr brown house watch hannah







Today's number is...

EVEN or ODD

Tally Marks

Word Form

Place Value

Tens	Ones


Expanded Form

+ =

More and Less

1 more	
1 less	
10 more	
10 less	
100 more	

Show with money



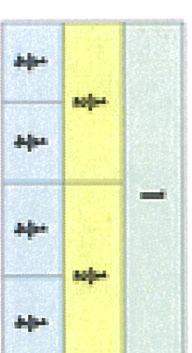
Forwards and Backwards

- Forwards by 1 _____
- Backwards by 1 _____
- Forwards by 10 _____
- Backwards by 10 _____

Mathematics - Fractions:

Find 8 things you can share to practise finding fractions of amounts e.g. small pieces of paper, toothpicks, grapes, lollies, marbles.

Share them out between ...



Example of bar graph

2 teddies to find $\frac{1}{2}$



4 teddies to find $\frac{1}{4}$



Draw a bar graph for each below:

Mathletics

Complete two tasks set for you from your classroom teacher.



DEAR: Drop Everything And Read!

Choose a book of your choice to read for enjoyment.



Choose an artwork from Art for Kids Hub on YouTube and create your drawing below.

Here is an example: YouTube - How To Draw a Cartoon Dolphin - Art For Kids Hubs.

<https://www.youtube.com/watch?v=6DXTWtbd8G4>



Success Criteria:

I have drawn and coloured my sea turtle.



Teacher Recognition: _____

Student: I have completed today's learning plan to the best of my ability. Sign: _____



Parent: I am happy with the amount of work my child has completed in today's learning plan. Sign: _____



Jolly Grammar

Success Criteria:

I have completed my Jolly Grammar worksheet.



Teacher Recognition: _____

Reading Eggs

Please complete one Reading Eggs activity.



Writing:

Write a narrative using the picture below, try to include the 5 W's - who, what, when, where, why. Use as many adjectives (describing words) as you can.

Success Criteria:

I have used a capital letter at the start of every sentence.


I have used a full stop at the end of every sentence.

I have included the 5 W's in my writing.

I have included a variety of adjectives (describing words) in my writing.

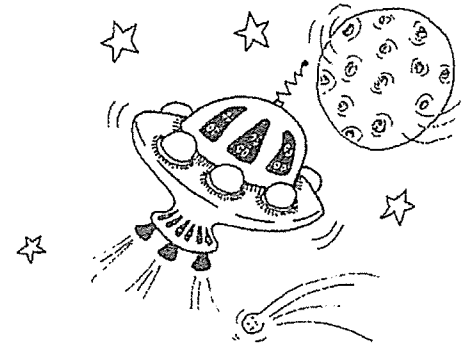


Teacher Recognition:



Adjectives Blue

Choose a name for a planet,
and write it on the line.



Think of an alien and write an adjective to describe it in each box.
Then draw the alien in three sections.

head

(any adjective)

body

(texture adjective)


feet

(colour adjective)

Title:



A series of ten horizontal lines provided for writing the title.



Today's number is...

EVEN or ODD

Tally Marks

Place Value

Tens	Ones

Word Form


Expanded Form

+ =

More and Less

1 more	
1 less	
10 more	
10 less	
100 more	

Show with money



Forwards and Backwards

Forwards by 1 _____

Backwards by 1 _____

Forwards by 10 _____

Backwards by 10 _____

Hundred's Chart

1	2	3	4	5	6	7	8	9	10
11	12	13	14	15	16	17	18	18	20
21	22	23	24	25	26	27	28	29	30
31	32	33	34	35	36	37	38	39	40
41	42	43	44	45	46	47	48	49	50
51	52	53	54	55	56	57	58	59	60
61	62	63	64	65	66	67	68	69	70
71	72	73	74	75	76	77	78	79	80
81	82	83	84	85	86	87	88	89	90
91	92	93	94	95	96	97	98	99	100

Mathematics:

Use the hundreds chart to complete the worksheet

Success Criteria:

I have used the hundreds chart to complete my worksheet.



Teacher Recognition: _____

Mathletics

Complete two tasks set for you from your classroom teacher.



Student: I have completed today's learning plan to the best of my ability. Sign: _____



Parent: I am happy with the amount of work my child has completed in today's learning plan. Sign: _____



Numbers to 999 – 2 digit revision

1 Continue the counting patterns.

a

19	○	○		27	○	29		○	36	○
		22		○		○		○		
		○	24	○		○	32	○		

b

		○	80	○		○	72	○		
		82		○		○		○		
85	○	○		77	○	75		○	68	○

2 What number am I?

a

I am more than 22.
I am less than 24.
I am

b

I am less than 74.
I am more than 70.
I am an even number.
I am

c

I am a 2 digit number
with a 2 in the tens place.
I am odd.
I have a 5 in me.
I am

d

I have a 3 in the ones
place.
I am less than 40 and
more than 30.
I am

Numbers to 999 – 2 digit revision

1 Use a hundred grid to help you find the lucky numbers.

a I am in the top half of a 100s grid.
I am odd.
I am a 2 digit number and both my digits are the same.
I am not 11.

I am

b I am in the bottom half of a 100s grid.
I have a 7 in me.
I am even.
My digits add to 9.

I am

c I am in the left half of a 100s grid.
If you add my digits they equal 7.
I am odd.
My tens digit is 1 more than my ones digit.

I am

d My tens digit is double my ones digit.
Both of my digits are even.
My tens digit is 8.

I am

e I am a 2 digit number.
I have a 5 in me.
How many different numbers could I be?

Geography



- What is the weather like today? Describe it to a family member.
- Predict what you think the weather will be like tomorrow. Tell your family member.
- What activities could you do in the weather today? What clothes would you need to wear?

- Draw a picture of yourself in winter to show how you would dress differently.

- What indoor and outdoor activities could you do in different types of weather? Draw or write in your book to show the types of things you could do.

- Observe the weather for the rest of the week. Make your own weather chart for the week. Draw or write about the weather each day.

Thursday	Friday	Saturday	Sunday

Success Criteria:

I have completed each step of this task.



Teacher Recognition: _____

Handwriting

Please complete the handwriting sheet.

Success Criteria:

I have completed my handwriting sheet.



Teacher Recognition: _____

Reading Eggs

Please complete one Reading Eggs activity and read and retell a book of your choice on Reading Eggs.



Writing

Write a description of a person or animal in your home using adjectives (describing words) and draw a picture.



Success Criteria:

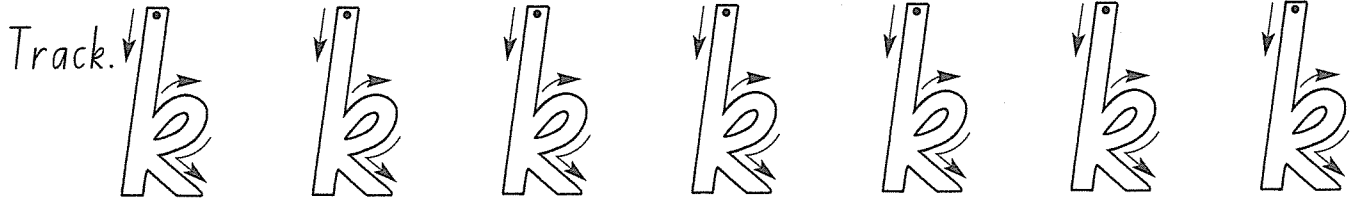


I have used a capital letter at the start of every sentence.

I have used a full stop at the end of every sentence.

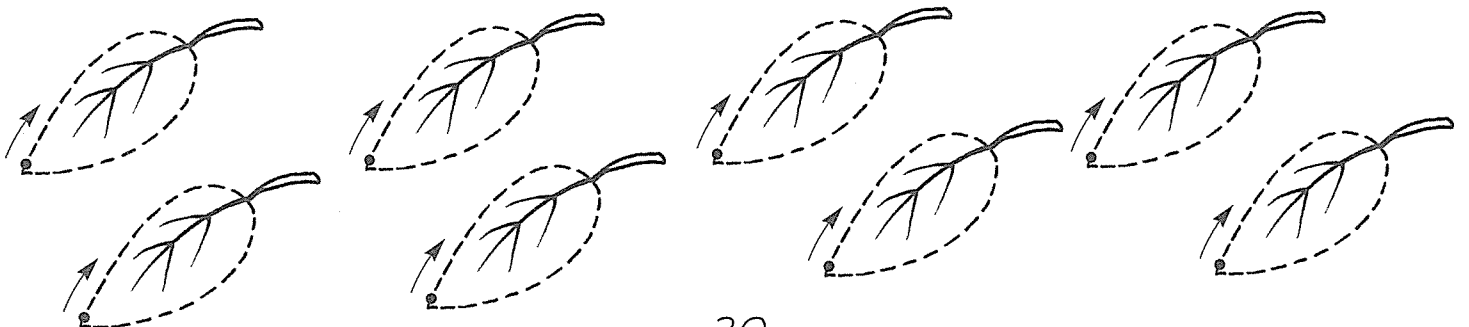
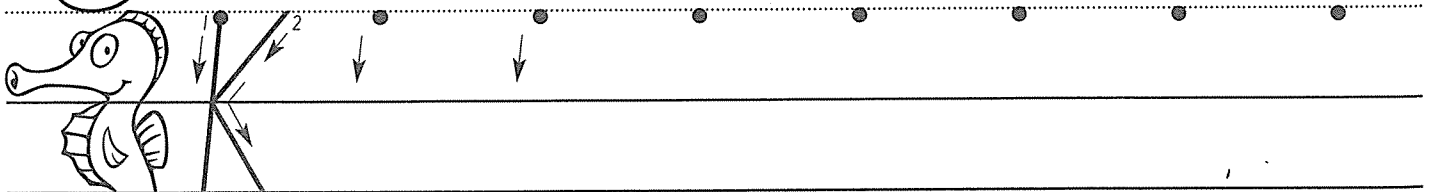
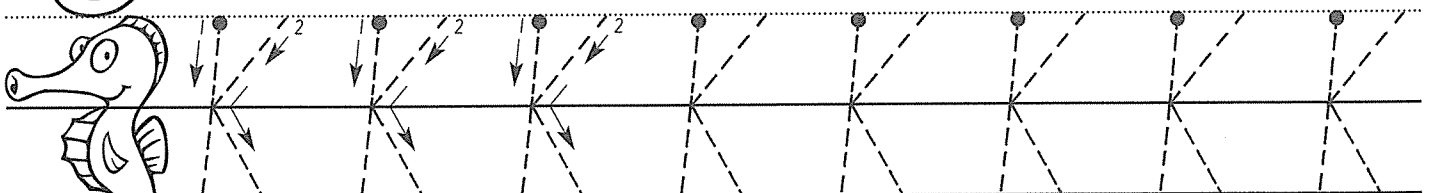
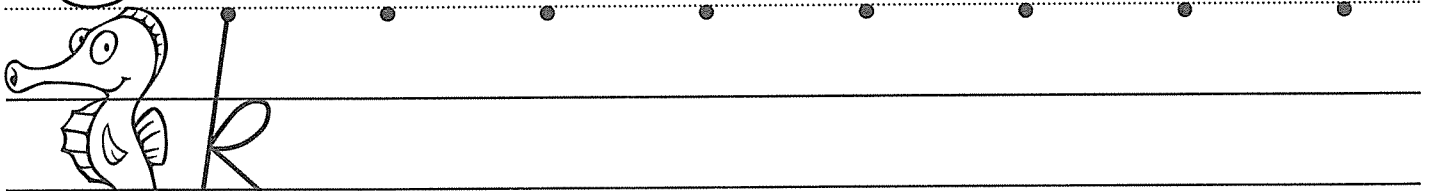
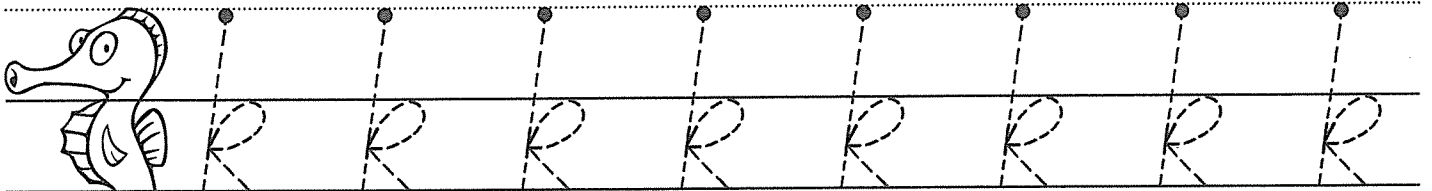
I have used adjectives (describing words).



Teacher Recognition:

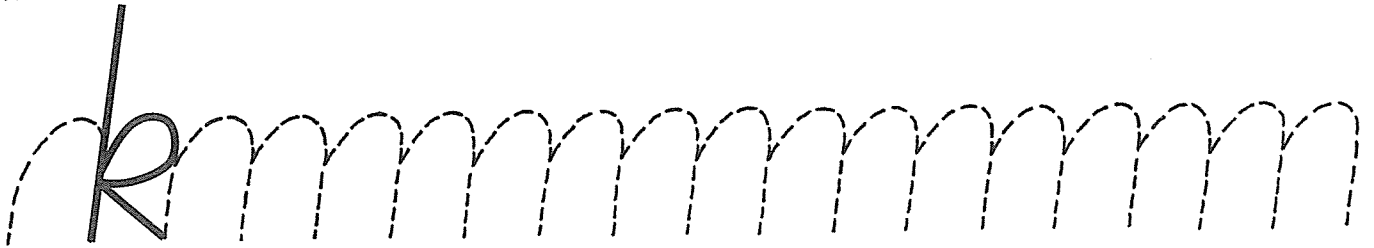


Colour the parts of the seahorse that show where the letter k sits.
Put a ☆ around your best k and K.

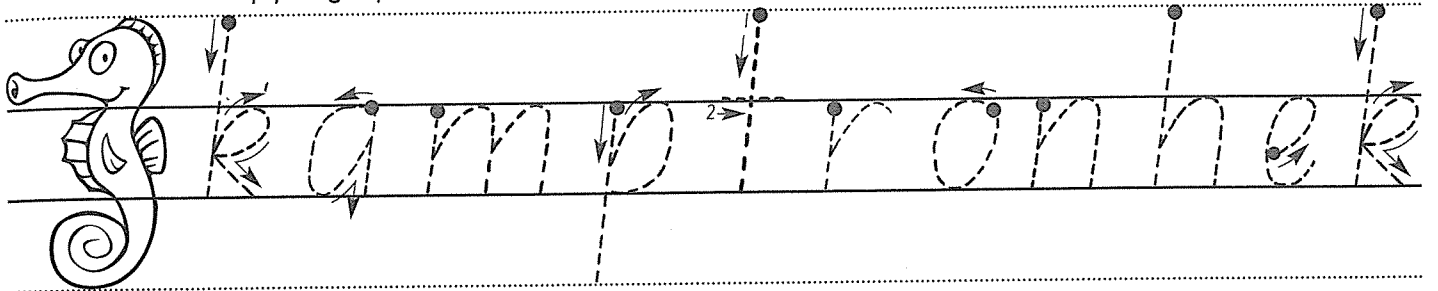


Find the k's.


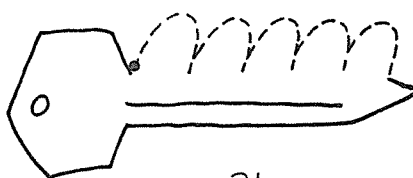





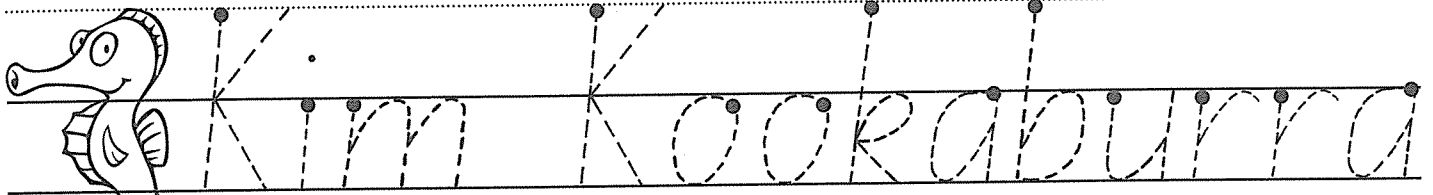
Hopping pattern



Trace the hopping pattern letters.




Trace, then copy.



Large empty rectangular box for drawing or illustration.

Eight horizontal lines for writing text.



Today's number is...

EVEN or ODD

Tally Marks

Place Value

Tens	Ones

Word Form


Expanded Form

+ =

More and Less

1 more	
1 less	
10 more	
10 less	
100 more	

Show with money



Forwards and Backwards

Forwards by 1 _____

Backwards by 1 _____

Forwards by 10 _____

Backwards by 10 _____

Mathematics - Please complete the mathematics worksheet

Success Criteria:

I have completed the mathematics worksheet.



Teacher Recognition: _____

Mathletics

Complete two tasks set for you from your classroom teacher.



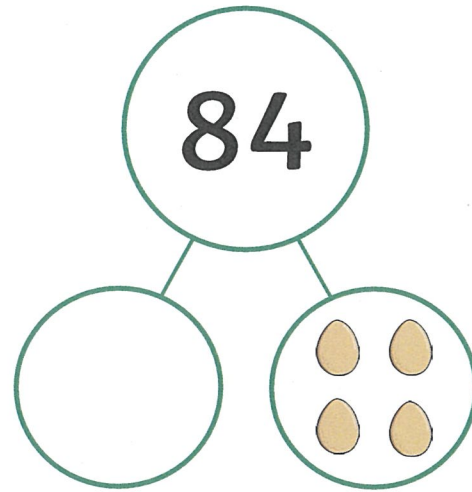
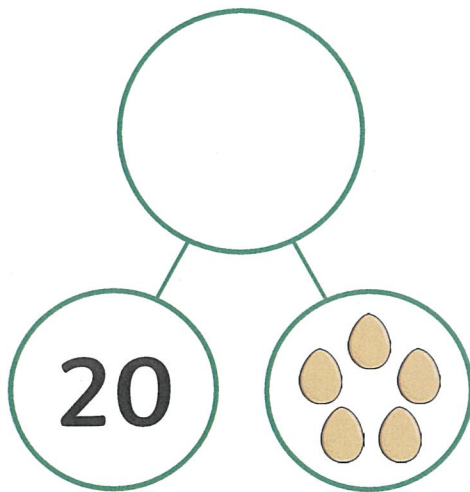
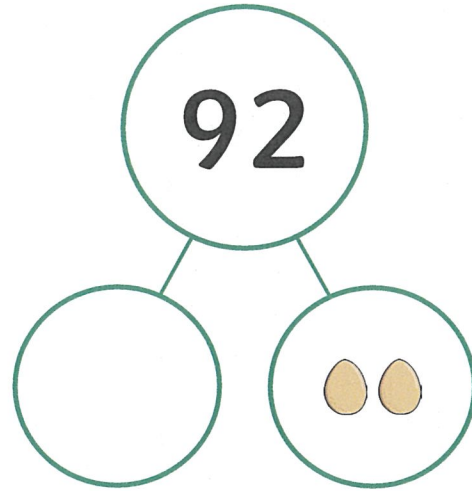
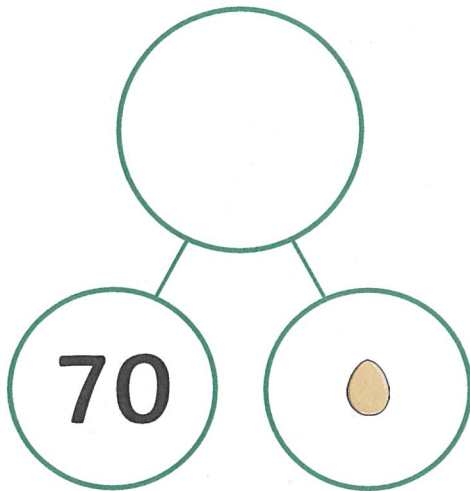
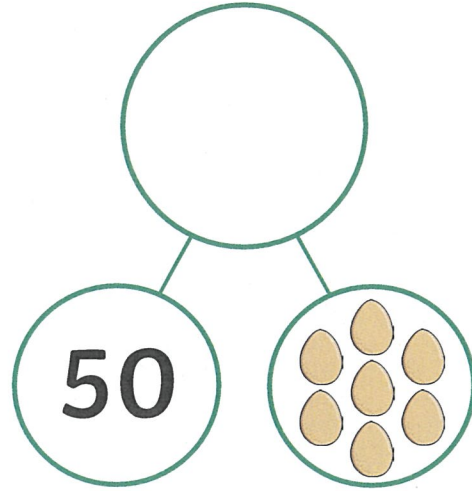
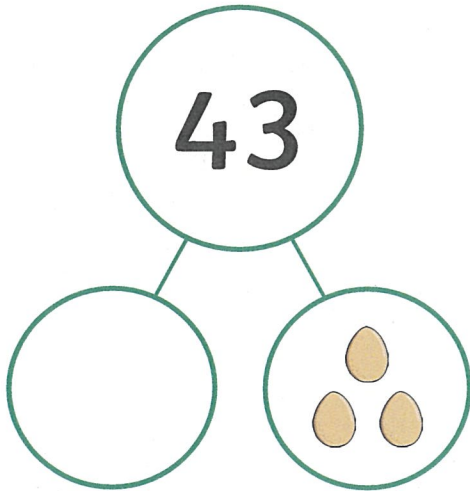
DEAR: Drop Everything And Read!

Choose a book of your choice to read for enjoyment.




Egg Tens and Ones

Complete the part-part-whole pictures by adding the missing number.



Spring Tally Chart

Count the objects to complete the tally chart.



Spring Picture	Tally	Total
Chick		
Egg		
Umbrella		
Lamb		
Daffodil		

STEM - Make a paper aeroplane

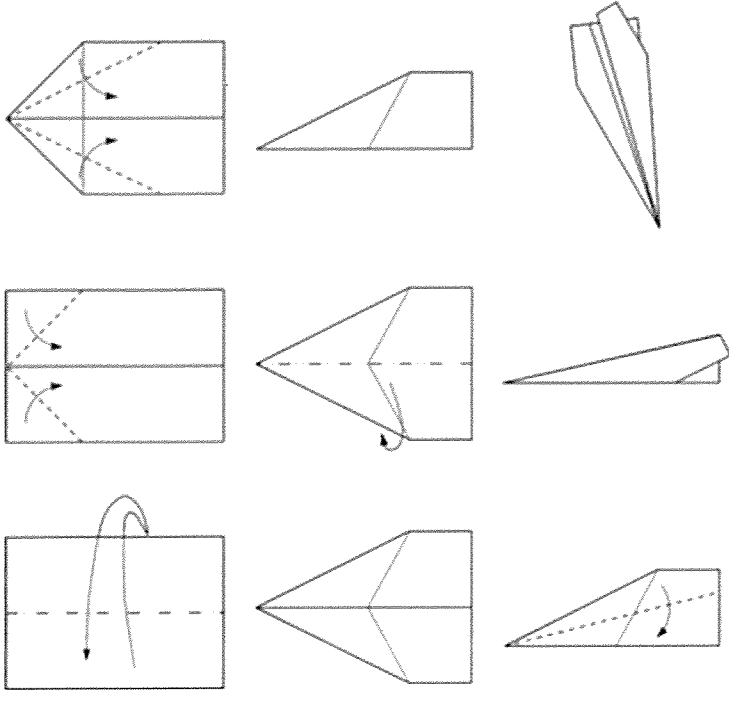
1. Follow the steps to make your own paper aeroplane.
2. Throw your paper aeroplane and then take steps to measure how far your plane flew.

Record:

3. Try a new design and see if you can beat your previous distance.

Record:

4. Use the table to record the distance both of your planes flew.



Distance measured in steps	
Original	
New design	

Success Criteria:

I have made a paper aeroplane.



I have recorded my results using the table.



Teacher Recognition:

Student: I have completed today's learning plan to the best of my ability. Sign: _____

Parent: I am happy with the amount of work my child has completed in today's learning plan. Sign: _____

Spelling Test

Score: ___ / 10

Success Criteria:

I have completed my spelling test.



Teacher Recognition: _____

Reading Eggs

Please complete one Reading Eggs activity.

Free Writing

Use the pages below to write about anything they like.
Here is a link you can use for ideas:

<http://www.scholastic.com/teachers/story-starters/>



Success Criteria:

I have used a capital letter at the start of every sentence.




I have used a full stop at the end of every sentence.



Teacher Recognition:

--



Today's
number is...

EVEN or ODD

Tally Marks

Place Value

Tens	Ones

Word Form


Expanded Form

$$\square + \square = \square$$

More and Less

1 more	
1 less	
10 more	
10 less	
100 more	

Show
with
money



Forwards and Backwards

Forwards by 1 _____

Backwards by 1 _____

Forwards by 10 _____

Backwards by 10 _____

Mathematics

Play the following game with someone in your house.


Memory - Friends of Ten

Equipment:

- Deck of playing cards or numeral cards 1-10

How to play:

1. Take out the jacks, queens, kings and jokers (ace = 1)
2. Shuffle the cards.
3. Lay them out face down in a grid with 4 rows and 4 cards in each row.
4. Put the leftover cards in a pile.
5. Take turns to flip over 2 cards, looking for friends of ten.
6. If the 2 cards flipped over do not equal ten, turn them back face down.
7. If you find a match, keep them and replace the two cards on the grid with leftover cards from the deck
8. The person with the most cards at the end of the game is the winner.



Success Criteria:

I played this game with _____, _____ many times.



Teacher Recognition: _____

Mathletics

Complete two tasks set for you from your classroom teacher.

Mathletics

DEAR: Drop Everything And Read!

Choose a book of your choice to read for enjoyment.



PE:

Go for a walk with your family, being mindful of social distancing. If you are not allowed to go for a walk, do 15-30 minutes of physical activity in your front or back yard.



Student: I have completed today's learning plan to the best of my ability. Sign: _____

Parent: I am happy with the amount of work my child has completed in today's learning plan. Sign: _____



Cambridge Gardens Public School
Year 2 Fast Finishers Grid
Unit 2



Write my spelling list in alphabetical order.	Create a find-a-word using my spelling list.	Roll two dice and add the numbers until you reach 50.	Name as many objects around your home beginning with 'a'.	Choose your favourite movie and write a recount.
Write down all of the friends of twenty.	Play snap with a family member.	Do something to help a family member.	Play charades using common nouns around your home.	Write a letter to a family member to show your appreciation.
List as many objects around your home that are cubes.	Write as many words as you can that contain the sound 'ch'.	Write a list of words that rhyme with 'May'.	Draw a picture of yourself and write some adjectives about you.	YouTube a GoNoodle activity and join in.
Create an obstacle course in your backyard.	Make your bed and tidy your room.	Using your spelling list, create a bingo game.	List three characteristics that make a good friend.	List five ways we can stay safe at home.