

Year 3

Unit 5

Name: _____

Class: _____



Teaching and Learning Continuity Plan – Unit 5

Dear Parents and Caregivers,

7th May 2020

We would like to thank everyone for their continued support with the return to school for Term 2. The 'Wacky Wednesday' photos we have seen on Facebook have been amazing. We look forward to the opportunity of your child attending school one day a week as of Week 3 when Phase 1 of the gradual return to school commences. We would like to thank you again for supporting and assisting your child with remote learning. Please also remember that you can only do your best and we will continue to work together to achieve the best result we can.

This continued partnership ensures that we are able to support our students through this remote learning process. As a result, we have continued compiling units of work with the Unit 5 Teaching and Learning package attached. We will continue to communicate to parents on a weekly basis using our school email system, Google Classroom, Facebook and the School Webpage.

A member of our school staff will continue to be available for questions and feedback each day for all grades. Please be mindful that the school has limited phone lines available to use, so please be fair and limit your questions to allow all parents access to this provision. Please ask to speak to one of our Assistant Principals. We would also like you to consider that we have a reduced number of staff on site and ask that you understand this when making contact.

Stage 2 Unit 5 New Information and Reminders

The Unit 5 booklet includes this new information:

- Under most daily activities is a Success Criteria for your child to consider when completing set tasks. Please encourage your child to self-evaluate their work against this criteria, as we want to ensure best work from all our students.
- At the end of the unit, there is now a reflection for students and a section for Parents/Caregiver's to complete. Students and parents also have a section for queries and comments.
- Stage 2 teachers have set two Mathletics learning tasks and 2-4 Wushka texts to read. Please don't feel restricted to only completing these set tasks if students would like to complete more activities. Please write the name of the activities/level you complete in your booklet in this section provided.
- Google classroom contains the videos mentioned in the framework for remote learning for students to view and help them with their understanding of concepts.



Cambridge Gardens Public School

Innovation, Excellence, Connections & Fun

Weekly Learning Booklets Information

NEW CHANGE OVER DAYS COMMENCING THIS UNIT (Unit 5)

As we near Phase 1 in Week 3, class **HANSON only** will have a change in booklet handover date to align with their class attending on Friday for their 1 day of face to face learning. All other Stage 2 classes will remain the same.

- **Sheppard, Barnes, Sheeran and Sinatra - Due Thursday 14th May 2020**
- **Hanson - Due Friday 15th May 2020**
- Work booklets can still be returned and collected through the front office, Google Classroom or via email as per previous weeks, however students will now be able to return and collect from their classroom teacher during their Phase 1 return to learning day.
- Please ensure your child's name and class is on the front cover of the booklet.
- If you are returning your work via email, the subject line must be **Mrs Hetherington** only. You must include your child's name and class in the body of the email. This will ensure that your child's work will be forwarded to the right teacher to provide recognition of work. The school's email address is cambridgeg-p.school@det.nsw.edu.au
- For returned student work via email, teacher recognition will be provided back via email.
- For returned student work via the front office and in class, teacher recognition will be provided in a timely manner.

Important Google Classroom Information

- Students will need a joining code, which is outlined below. Please only join the grade that your child is in. Any child joining the incorrect classroom will be deleted and need to rejoin the correct class. If you're having difficulty joining your class and cannot access the videos please contact the school for additional options such as dropping off a USB for us to copy the videos on.
- If parents have any questions please contact the office by phone or the school email. If you need your child's student portal login please email the school.

Joining Codes: Year 3 - ahmg4ou

Year 2 – vlgycbv

Please be aware that over the coming period, the type, style and delivery of work to students will develop and change. We would like to thank all of our fantastic students and families for their support, patience and kindness.



Cambridge Gardens Public School

Innovation, Excellence, Connections & Fun

Wishing you all health and happiness.

Stage 2 Teachers





Mr Sheaves, Mr Sargeant, Mrs Stoeckl, Miss Barbagallo, Mrs Hiser-Smith and Mrs Hetherington



Year 3 Weekly Learning Plan Unit 5 – 7/5/2020-13/5/2020

	Thursday – 7/5 on	Friday	Monday	Tuesday	Wednesday
Morning	<p>English</p> <p>Reading</p> <p>Choose one option from the below reading activities</p> <ol style="list-style-type: none"> 1. Login to Wushka and read one set text 2. Read 2 chapters from a book you have at home <p>-Complete 3 VIP's from what you have read today.</p> <p>Spelling</p> <p>This week's focus is 'dge'.</p> <p>-Write your spelling list.</p> <p>- Complete 2 parts of your spelling sheet</p>	<p>English</p> <p>Reading</p> <p>Choose one option from the below reading activities</p> <ol style="list-style-type: none"> 1. Login to Wushka and read one set text 2. Read 2 chapters from a book you have at home <p>-Focus on reflecting on what you have read.</p> <p>- Complete the reflection sheet provided</p> <p>Spelling</p> <p>- Write your spelling list</p> <p>- complete the remainder of your spelling sheet</p>	<p>English</p> <p>Reading</p> <p>Choose one option from the below reading activities</p> <ol style="list-style-type: none"> 1. Login to Wushka and read one set text 2. Read 2 chapters from a book you have at home <p>- Read the next chapters of your book out loud to a family member.</p> <p>-Think about volume and smooth reading.</p> <p>**Wushka Optional – complete a worksheet online from one of your set texts**</p>	<p>English</p> <p>Reading</p> <p>Choose one option from the below reading activities</p> <ol style="list-style-type: none"> 1. Login to Wushka and read one set text 2. Read 2 chapters from a book you have at home <p>- Write 3 questions you could ask another person that has read this chapter to test their knowledge</p> <p>Spelling</p> <p>- Write your spelling list</p> <p>-Write your words with rainbow colours</p>	<p>English</p> <p>Reading</p> <p>Find a short story or picture book and read out loud to a family member. Think about your pausing at full stops and commas.</p> <p>Spelling</p> <p>-Have a family member test you. If this isn't possible write your list doing look, cover, write, check.</p> <p>Journal Writing</p> <p>Write a journal entry about anything that you choose.</p> <p>-you must write a minimum of 2 paragraphs.</p>



<p>Writing</p> <p>Information Report Writing – Dogs</p> <ul style="list-style-type: none"> - Brainstorm ideas for your report. -use the questions provided to help your brainstorm <p>Stage Novel Ch1 p1 </p> <p>The Grand Genius Summer of Henry Hoobler Google Classroom Reading Available Online</p>	<p>Viewing</p> <p>Watch a BTN Classroom episode of your choice. If you do not have access to this, look for a news article in the local paper. Create a VIP summary with at least 3 dot points per new story. Present your summary to your family.</p> <p>Writing</p> <p>Information Report Writing – Dogs</p> <ul style="list-style-type: none"> -Use your brainstorm from yesterday to write your information report. 	<p>Spelling</p> <ul style="list-style-type: none"> -Write your spelling list -Write your words in alphabetical order <p>Jolly Grammar </p> <p>This week’s focus is ‘Syllables’ Google Classroom Demonstration Available Online</p> <ul style="list-style-type: none"> - Complete your Jolly Grammar sheet <p>Writing</p> <p>Information Report Writing – Dogs</p> <ul style="list-style-type: none"> -proof read your completed information report. -follow the success criteria to make sure you have proof read correctly. 	<p>Handwriting</p> <ul style="list-style-type: none"> - Complete the handwriting work <p>Writing</p> <p>Sizzling Starts</p> <ul style="list-style-type: none"> -Write 3 different sizzling starts to the visual provided <p>Stage Novel Ch1 p2 </p> <p>The Grand Genius Summer of Henry Hoobler Google Classroom Reading Available Online</p>	<p>Stage Novel Ch2 – Ch3 p1 </p> <p>The Grand Genius Summer of Henry Hoobler Google Classroom Reading Available Online</p>
<p>Break</p>				



Middle

Mathematics

Number of the Day

Pick one of the numbers listed. Draw and write everything you know about that number (you can use any operation you like), and answer the questions.

Mathletics

Complete two Mathletics tasks set for you by your classroom teacher.

Timetables Practice 

Practice your x11 tables 3 times. Try saying them out loud also.

Try our 60 second challenge

Google Classroom Video Available

Problem a Day

Complete today's PAD

TENS at Home 

- Card Wars *Google Classroom Video Available*

Mathematics

Number of the Day

Pick one of the numbers listed. Draw and write everything you know about that number (you can use any operation you like), and answer the questions.

Mathletics

Complete two Mathletics tasks set for you by your classroom teacher.

Timetables Practice 

Practice your x5 tables 3 times. Try saying them out loud also.

Try our 60 second challenge

Google Classroom Video Available

Problem a Day

Complete today's PAD

TENS at Home 

- Card Wars *Google Classroom Video Available*

Mathematics

Number of the Day

Pick one of the numbers listed. Draw and write everything you know about that number (you can use any operation you like), and answer the questions.

Mathletics

Complete two Mathletics tasks set for you by your classroom teacher.

Timetables Practice 

Practice your x2 tables 3 times. Try saying them out loud also.

Try our 60 second challenge

Google Classroom Video Available

Problem a Day

Complete today's PAD

TENS at Home 

- Card Wars *Google Classroom Video Available*

Mathematics

Number of the Day

Pick one of the numbers listed. Draw and write everything you know about that number (you can use any operation you like), and answer the questions.

Mathletics

Complete two Mathletics tasks set for you by your classroom teacher.

Timetables Practice 

Practice your x3 tables 3 times. Try saying them out loud also.

Try our 60 second challenge

Google Classroom Video Available

Problem a Day

Complete today's PAD

TENS at Home 

- Card Wars *Google Classroom Video Available*

Mathematics

Number of the Day

Pick one of the numbers listed. Draw and write everything you know about that number (you can use any operation you like), and answer the questions.

Mathletics

complete two Mathletics tasks set for you by your classroom teacher.

Timetables Practice 

Practice your x8 tables 3 times. Try saying them out loud also.

Try our 60 second challenge

Google Classroom Video Available




Problem a Day

Complete today's PAD

TENS at Home 

- Card Wars *Google Classroom Video Available*



	Number and Algebra- Addition-	Number and Algebra- Subtraction	Measurement and Geometry - Length	Number and Algebra- Fractions	Statistics and Probability- Chance
	Complete the addition activity.	Complete the subtraction activity.	Complete the length activity.	Complete fraction problems provided	Complete the chance activity
Break					
Afternoon	<p>DEAR – Drop everything and read (15minutes)</p> <p>Creative Arts – Visual Arts</p> <p>Create a Mother’s Day folding surprise.</p> <p>https://www.youtube.com/watch?v=FUVAoJvln7s</p> <p>Gardening – Mrs Cheetham <i>Google Classroom Video Available</i> </p>	<p>DEAR – Drop everything and read (15minutes)</p> <p>Science</p> <p>Complete the ‘what will I find?’ activity.</p> <p>PE</p> <p>Bullseye – Complete the following activity.</p>	<p>DEAR – Drop everything and read (15minutes)</p> <p>HSIE- Geography</p> <p>Compare native animal in Australia to native animals in China</p> <p>Library – Mrs Antonelli <i>Google Classroom Video Lesson Available</i> </p>	<p>DEAR – Drop everything and read (15minutes)</p> <p>Creative Arts </p> <p>Dance – With Miss Fry</p> <p>- learn the ‘thriller’ dance with Miss Fry on Google Classroom.</p>	<p>DEAR – Drop everything and read (15minutes)</p> <p>PDH</p> <p>Protective equipment?</p> <p>-Complete the activity provided.</p> <p>PE</p> <p>Set up a fitness circuit and complete 15 minutes of physical activity.</p>






Learning environment checklist

In setting up this space the following should be considered:

- Is the area free of distraction?
- Is there excessive noise in the area?
- Are there trip hazards in the area?
- Is the area exposed to direct glare or reflections?
- Does the area have sufficient power points available?
- Is equipment (extension cords etc.) in good, safe, working condition?
- Is there a proper desk and chair and other necessary equipment (light, stationery and devices)?
- Is the chair adjusted correctly?
 - Feet should be flat on the floor and knees bent at right angles with thighs parallel to the floor.
 - The chair backrest should support the lower back and allow your child to sit upright.
 - The chair should move freely and not be restricted by hazards such as mats and power cords.
 - Chair arm rests should be removed or lowered when typing.
- Is the computer adjusted correctly?
 - The screen should be positioned directly in front of your child.
 - The screen should be at a distance where your child can see clearly and easily without straining. The top of the screen should be slightly lower than eye level.
 - The keyboard should be positioned at a distance where elbows are close to your child's body and their shoulders should be relaxed.
 - The mouse should be placed directly next to the keyboard.
- Are their most frequently used items within easy reach from a seated position?

Thursday



Spelling-

The focus for this week is 'dge'.

Write your spelling list.

Complete two parts of your spelling sheet.

<p>Success Criteria (student to complete):</p> <ul style="list-style-type: none"><input type="radio"/> I have correctly spelt and written my spelling words.<input type="radio"/> I have completed two parts of my spelling sheet.	<p>Teacher Recognition:</p> <p><input type="radio"/></p>
---	--





'dge'

Spelling List 12

1. edge
2. judge
3. sledge
4. badge
5. badger
6. bridge



7. gadget
8. budge
9. fidget
10. ledge



11. hedgerow
12. hedgehog

13. knowledge
14. begrudge
15. porridge
16. budgerigar
17. drawbridge
18. partridge



Add 'dge' to complete each word and then draw a picture.



bri___



ba___



sle___



ba___r



bu___rigar

he___hog

Look up these words in the dictionary. Write the page number in the box.

drawbridge

budge

fidget

hedgehog

smudge

porridge


Write over the dotted letters.

dge dge dge dge dge dge dge

Parse these sentences.

1. We are waiting eagerly for the judge.

2. The badger quickly disappeared through the hedge.



Writing- Information Report

Brainstorm ideas to complete an information report about dogs. Use the questions provided to help your brainstorm.



- What type of animal is a dog? (Are they mammals or reptiles etc? Are they all the same?)
- What do they look like? Size, appearance,
- What sorts of foods should they eat? (You may also comment on foods dog shouldn't eat and why?)
- Where do dogs live? Why? You may want to talk about the history of dogs?
- The life cycle of dogs? Life span
- Behaviour, how dogs help people.
- Interesting facts about dogs.
- Possible predators

Success Criteria (student to complete):	Teacher Recognition:
<input type="radio"/> I have completed a brainstorm about dogs.	<input type="radio"/>
<input type="radio"/> I have used the questions to create my brainstorm.	

Stage Novel Ch 1 part 1

Watch a reading of *The Grand Genius Summer* of Henry Hoobler.



Google Classroom reading available online.



Information Report Brainstorm - Dogs



Mathematics- Number of the Day

Today's numbers of the day are 56 and 360.

Choose one of these numbers. Draw and write everything you know about that number.



Answer these questions focusing on your chosen number:

My number is: _____ (write which number you have chosen)

Write it in words	
10 more	
15 less	
Subtract 21	
Round to the nearest 10	
Next even number	
Write a pattern starting at your number	
List some factors	
Is it divisible by two?	
Double it	

If you would like an extra challenge, you can visit this website and complete the Number Of The Day there.

www.mathsstarters.net/numoftheday/

Success Criteria (student to complete): <input type="radio"/> I have completed the number of the day activities.	Teacher Recognition: <input type="radio"/>
---	---



Mathletics-

Complete two Mathletics tasks set by your teacher.


Task 1: _____

Task 2: _____

Success Criteria (student to complete): <input type="radio"/> I have completed two Mathletics tasks.	Teacher Recognition: <input type="radio"/>
---	---

Timetables practise-

Practise your x11 tables three times. Say them out loud as you go.



Try our 60 second challenge! Video available on Google Classroom.

Success Criteria (student to complete): <input type="radio"/> I have written my x11 timetables three times.	Teacher Recognition: <input type="radio"/>
--	---



Problem a Day-

Complete today's problem.

35 children get into teams of 7.

How many teams will there be?

Write a number sentence and draw a diagram to explain how you solved it.



3

4

5

7

Working out - Transformation step

Cambridge Gardens Public School

6

Success Criteria (student to complete):

I have completed Number of the Day.

I have used Newman's Prompts

Teacher Recognition:



TENs at Home-



Card Wars. Video available on Google Classroom.

Card Wars

Choose a card game that is fun for your child to play for the week or try them all. Please feel free to modify or adapt games.

Preparation:

You will need a deck of playing cards. If you don't have those you could make number cards with pieces of paper (numbers 1 to 10). Remove pictures cards, Ace has a value of one, keep in.

How to play:

Addition Wars (2 players)

Split the deck into two. The players put down a playing card at the same time and then the person who adds it up first, keeps the cards.

Addition Wars: Red or Black (2 players)

Split the deck into two. Players turn over a card each at the same time. They add them together if they are both red or both black, and subtract if black and red.

Salute (3 people)

One person is the leader and gives the other two players a playing card each (players do not look at their card). When the leader says 'Salute' the students hold their card up so the other person can see it. The leader adds the cards together and then the players must work out what number their card is by looking at the other player's card.

Success Criteria (student to complete): <input type="radio"/> I have played Card Wars.	Teacher Recognition: <input type="radio"/>
---	---



Number and Algebra - Addition

Complete the below addition activity.

How many people are in your house?

Work out how many legs there are altogether in your house. Write a number sentence to match.

How many fingers are there altogether in your house? Write a number sentence to match.

Do you have any pets?

How many legs do your pets have altogether? Write a number sentence to match.

Optional Extension Questions

Create a number story where the answer equals 152.

Fill in the missing numbers to make these answers true.

$$\underline{\quad} \times \underline{\quad} = 72 + \underline{\quad} = 227$$

$$\underline{\quad} \times \underline{\quad} = 63 + \underline{\quad} = 510$$

$$\underline{\quad} \times \underline{\quad} = 81 + \underline{\quad} = 740$$

Success Criteria (student to complete):

I have completed the addition activity.

Teacher Recognition:



Drop Everything And Read (DEAR):

Read for 15 minutes. What did you Read? _____

Creative Arts - Visual Arts

Create a Mother's Day folding surprise for mum.

A page at the end of the booklet will intentionally be left blank for you to use for this activity.

<https://www.youtube.com/watch?v=FUVAoJvln7s>

Success Criteria (student to complete): <input type="radio"/> I have completed the visual arts activity.	Teacher Recognition: <input type="radio"/>
---	---

Optional Activity - Gardening with Mrs Cheeetham -



Video available on Google Classroom.

I have completed today's work to the best of my ability.


Signed: _____

I am happy with the quality and the amount of work my child has completed today.

Signed: _____



Friday



English- Reading

Choose one option from the below activities:

1. Login to Wushka and read one set text.
2. Read 2 chapters from a book you have at home.

Reflecting on Reading

Create a character profile of one of the main characters in your book. Try to think of words to describe what their character traits (what they are like on the inside eg how they behave) as well as what they look like. Also complete an illustration of you character on the following page.

Character name: _____

What they look like: _____

How they behave: _____

Success Criteria (student to complete): <input type="radio"/> I have completed the written reflecting on my reading. <input type="radio"/> I have completed an illustration of my character.	Teacher Recognition: <input type="radio"/>
--	---


Spelling-

- Write your spelling list
- complete the remainder of your spelling sheet

Success Criteria (student to complete): <input type="radio"/> I have correctly spelt and written my spelling words. <input type="radio"/> I have completed the remainder of my spelling sheet.	Teacher Recognition: <input type="radio"/>
--	---



Drawing of Character



Viewing-

Watch a BTN Classroom episode of your choice. If you do not have access to this, look for a news article in the local paper. Create a VIP summary with at least 3 dot points per new story. Present your summary to your family.

Success Criteria (student to complete): <input type="radio"/> I have watched a BTN Classroom video. <input type="radio"/> I have written three VIPs from my video. <input type="radio"/> I have presented my summary to my family.	Teacher Recognition: <input type="radio"/>
--	--



Success Criteria (student to complete):

- I have used appropriate nouns and pronouns.
- I have used paragraphs.

Teacher Recognition:



Mathematics- Number of the Day

Today's numbers of the day are 96 and 152.

Choose one of these numbers. Draw and write everything you know about that number.



Answer these questions focusing on your chosen number:

My number is: _____ (write which number you have chosen)

Write it in words	
10 more	
15 less	
Subtract 21	
Round to the nearest 10	
Next even number	
Write a pattern starting at your number	
List some factors	
Is it divisible by two?	
Double it	

If you would like an extra challenge, you can visit this website and complete the Number Of The Day there.

www.mathsstarters.net/numoftheday/

Success Criteria (student to complete): <input type="radio"/> I have completed the number of the day activities.	Teacher Recognition: <input type="radio"/>
---	---



Mathletics-

Complete two Mathletics tasks set by your teacher.

Task 1: _____

Task 2: _____

Success Criteria (student to complete): <input type="radio"/> I have completed two Mathletics tasks.	Teacher Recognition: <input type="radio"/>
---	---

Timetables practise-

Practise your x5 tables three times. Say them out loud as you go.



Try our 60 second challenge! Video available on Google Classroom.

Success Criteria (student to complete): <input type="radio"/> I have written my x5 timetables three times.	Teacher Recognition: <input type="radio"/>
---	---



Problem a Day-

Complete today's problem.

Colin Kookaburra shares out 36 snails equally between his 4 friends.

How many snails will they each get?

Write a number sentence and draw a diagram to explain how you solved it.



6

8

4

7

9

Working out - Transformation step

Cambridge Gardens Public School

7

Success Criteria (student to complete):

- I have completed Number of the Day.
- I have used Newman's Prompts

Teacher Recognition:

TENs at Home-



Card Wars. Video available on Google Classroom or review instructions from Thursday.

Success Criteria (student to complete):

- I have played Card Wars.

Teacher Recognition:



Number and Algebra - Subtraction

Answer the following subtraction questions. Write a number sentence for each question.

The baseball coach had 12 bats in his bag. After the game on Sunday, 3 of his players forgot to return their bats. How many bats are now in the coach's bag?

$$12 - \underline{\quad\quad} = \underline{\quad\quad}$$

When my grandmother went to the shop, she bought 26 apples. She gave 6 to me and then she gave 5 to my little sister. How many apples does my grandmother have left?

$$\underline{\quad\quad} - \underline{\quad\quad} - \underline{\quad\quad} = \underline{\quad\quad}$$

Before the school holidays, there were 29 lollies in my teacher's lolly jar. She gave 4 lollies to the gardener; she gave 6 lollies to the cleaner and she gave 3 lollies to the principal. How many lollies are left in the lolly jar?

$$\underline{\quad\quad} - \underline{\quad\quad} - \underline{\quad\quad} - \underline{\quad\quad} = \underline{\quad\quad}$$

Optional Extension Questions

Create a subtraction number story where the answer equals 59.

Fill in the missing numbers to make these answers true.

$$\underline{\quad\quad} / \underline{\quad\quad} = 9$$

$$\underline{\quad\quad} / \underline{\quad\quad} = 12$$

$$\underline{\quad\quad} / \underline{\quad\quad} = 10$$

$$\underline{\quad\quad} / \underline{\quad\quad} = 11$$

Success Criteria (student to complete): <input type="radio"/> I have completed the addition activity.	Teacher Recognition: <input type="radio"/>
--	---



Drop Everything And Read (DEAR):

Read for 15 minutes. What did you Read? _____

Science- What will I find?

- Observe, draw, identify and tally the animals you find in your backyard over a ten minute period (don't forget insects).
- Present your results in a column graph.

Success Criteria (student to complete):

I can investigate, identify and classify animals.

Teacher Recognition:




--	--

PE-

Bullseye - Complete the following activity.

Set up a target on the ground or the wall using chalk/rope/buckets. Move 3 metres away and throw 5 balls at the target (or similar objects). Add your points and try to beat your score.



Highest Score: _____

Success Criteria (student to complete):

I have completed 15 minutes of Bullseye.

Teacher Recognition:

I have completed today's work to the best of my ability.


Signed: _____

I am happy with the quality and the amount of work my child has completed today.



Signed: _____

Monday



English- Reading

Choose one option from the below activities:

1. Login to Wushka and read one set text.
2. Read 2 chapters from a book you have at home.

Read the next chapter of your book out loud to a family member.

-Think about volume and smooth reading.

Optional Activity - Wushka

Complete a worksheet online from one of your set texts.

Success Criteria (student to complete):	Teacher Recognition:
<input type="radio"/> I have read a chapter of my book out loud to a family member.	<input type="radio"/>
<input type="radio"/> I have completed optional Wushka activity.	

Spelling-

-Write your spelling list

-Write your words in alphabetical order

Success Criteria (student to complete):	Teacher Recognition:
<input type="radio"/> I have written my spelling list correctly.	<input type="radio"/>



<input type="radio"/> I have put my words into alphabetical order.	
--	--

Jolly Grammar-

This week's focus is 'Syllables'



Demonstration available on *Google Classroom*.

- Complete your Jolly Grammar sheet on the next page.

Success Criteria (student to complete):	Teacher Recognition:
<input type="radio"/> I have completed my Jolly Grammar sheet	<input type="radio"/>

Writing- Information Report

Proof read your completed information report on Dogs. Follow the success criteria to make sure you have proof read correctly.


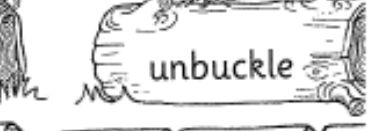
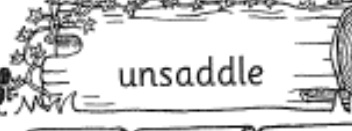
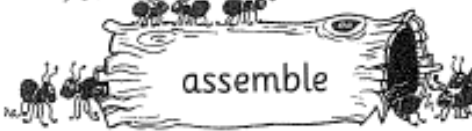
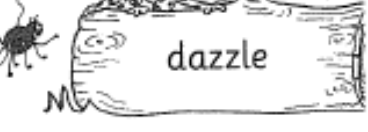



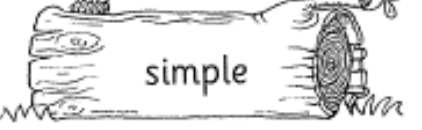
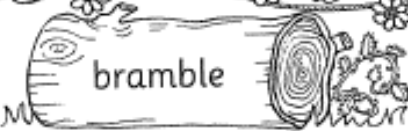

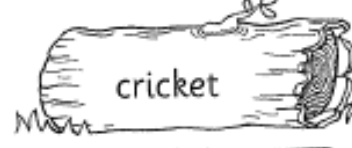

Success Criteria (student to complete):	Teacher Recognition:
<input type="radio"/> I have proof read my work.	<input type="radio"/>
<input type="radio"/> I have used capital letters at the start of my sentences and when using pronouns.	
<input type="radio"/> I have used correct punctuation.	
<input type="radio"/> I have checked my spelling.	
<input type="radio"/> I have checked that what I have written makes sense.	





Syllables

Identify the vowel sounds in these words and split the words into syllables with a line. Then write the syllables in the logs beneath.



Mathematics- Number of the Day

Today's numbers of the day are 24 and 636.

Choose one of these numbers. Draw and write everything you know about that number.



Answer these questions focusing on your chosen number:

My number is: _____ (write which number you have chosen)

Write it in words	
10 more	
15 less	
Subtract 21	
Round to the nearest 10	
Next even number	
Write a pattern starting at your number	
List some factors	
Is it divisible by two?	
Double it	

If you would like an extra challenge, you can visit this website and complete the Number Of The Day there.

www.mathsstarters.net/numoftheday/

Success Criteria (student to complete): <input type="radio"/> I have completed the number of the day activities.	Teacher Recognition: <input type="radio"/>
---	---



Mathletics-

Complete two Mathletics tasks set by your teacher.

Task 1: _____

Task 2: _____

Success Criteria (student to complete): <input type="radio"/> I have completed two Mathletics tasks.	Teacher Recognition: <input type="radio"/>
---	---

Timetables practise-

Practise your x2 tables three times. Say them out loud as you go.



Try our 60 second challenge! Video available on Google Classroom.

Success Criteria (student to complete): <input type="radio"/> I have written my x2 timetables three times.	Teacher Recognition: <input type="radio"/>
---	---



Problem a Day-

Complete today's problem.

Alice plants 30 lettuce seeds in rows of 6.

How many rows will there be?

Write a number sentence and draw a diagram to explain how you solved it.



6

36

15

5

Working out - Transformation step

Cambridge Gardens Public School

3

Success Criteria (student to complete):

- I have completed Number of the Day.
- I have used Newman's Prompts

Teacher Recognition:

TENs at Home-



Card Wars. Video available on Google Classroom or review instructions from Thursday.

Success Criteria (student to complete):

- I have played Card Wars.

Teacher Recognition:



Measurement and Geometry - length

Complete the length activity

Try to measure the length of the rooms in your house. You can use a length of string, or a ruler. Record the lengths.

There are 100cm in 1m convert the following lengths:

$$3\text{m} = \underline{\hspace{2cm}}\text{cm}$$

$$400\text{cm} = \underline{\hspace{2cm}}\text{m}$$

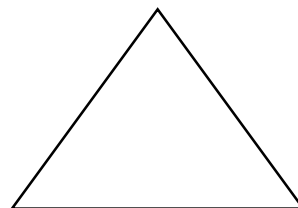


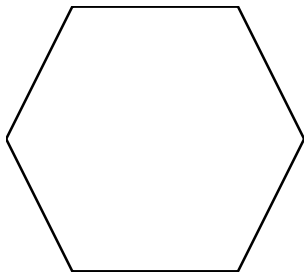
$$6\text{m} = \underline{\hspace{2cm}}\text{cm}$$

$$800\text{cm} = \underline{\hspace{2cm}}\text{m}$$

$$50\text{cm} = \underline{\hspace{2cm}}\text{m}$$

Write three of your own:

Measure the sides of each of these shapes. Write the length in cm next to each side.



Success Criteria (student to complete): <input type="radio"/> I have completed the length activity.	Teacher Recognition: <input type="radio"/>
--	---

Drop Everything And Read (DEAR):

Read for 15 minutes. What did you Read? _____

HSIE- History

Investigate and complete the Venn diagram related to the native animals in Australia and compare and contrast that with China. Complete the Venn diagram on the following page to identify the differences and similarities of the native fauna of each nation.

Success Criteria (student to complete): <input type="radio"/> I have completed a Venn diagram comparing native animals in Australia and China	Teacher Recognition: <input type="radio"/>
--	---

Library Lesson with Mrs Antonelli -



Video available on Google Classroom.

I have completed today's work to the best of my ability.

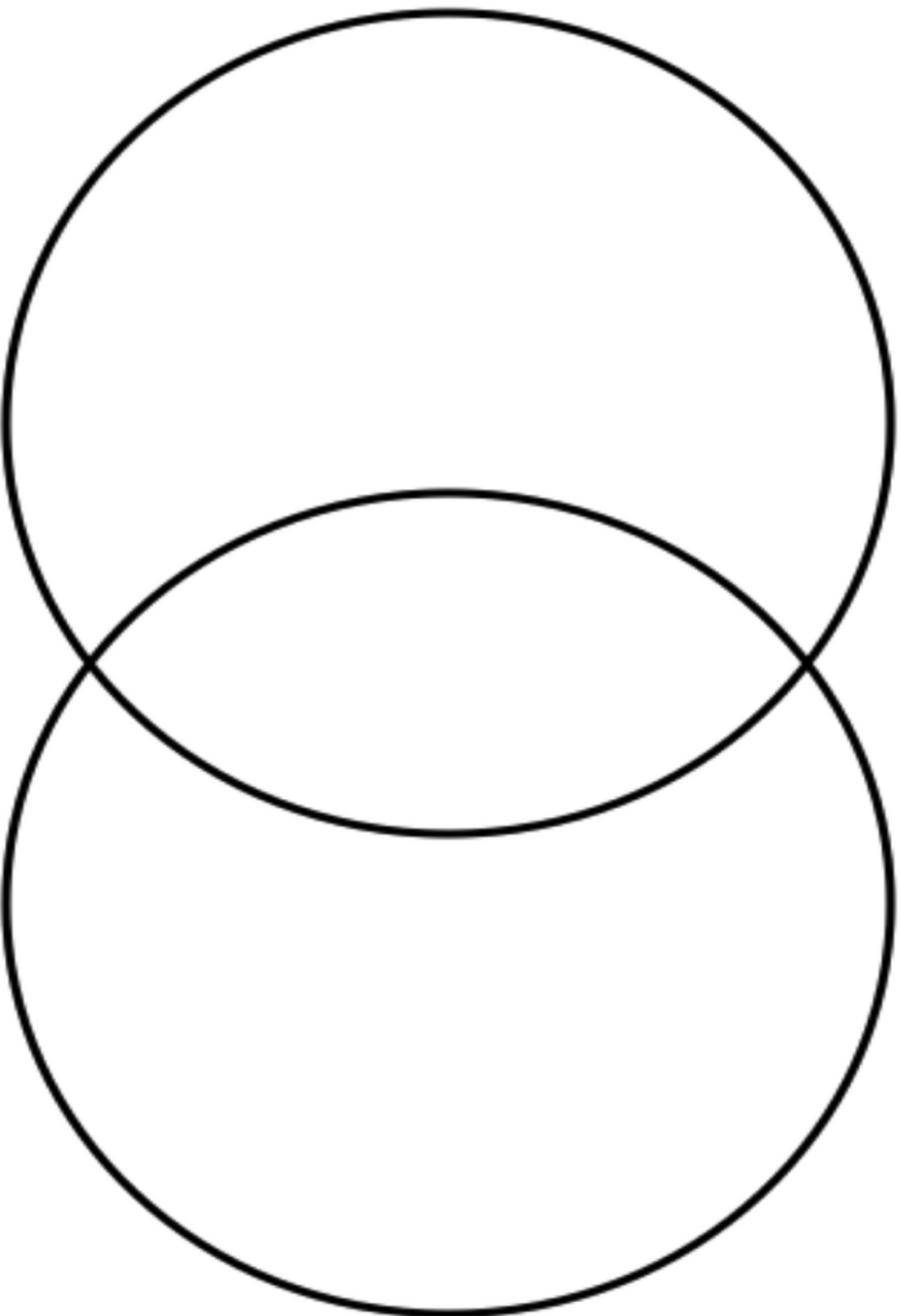
Signed: _____

I am happy with the quality and the amount of work my child has completed today.

Signed: _____



Native Animals in Australia



Native Animals in China



Tuesday



English- Reading

Choose one option from the below activities:

1. Login to Wushka and read one set text.
2. Read 2 chapters from a book you have at home.

- Write 3 questions you could ask another person that has read this chapter to test their knowledge.

<p>Success Criteria (student to complete):</p> <p><input type="checkbox"/> I have written three questions that another person who has read the chapter could answer.</p>	<p>Teacher Recognition:</p> <p><input type="checkbox"/></p>
---	--



Spelling-

- Write your spelling list

-Write your words with rainbow colours

<p>Success Criteria (student to complete):</p> <p><input type="radio"/> I have spelt my words correctly</p> <p><input type="radio"/> I have completed the Rainbow Writing activity.</p>	<p>Teacher Recognition:</p> <p><input type="radio"/></p>
---	--

Handwriting-

- Complete the handwriting work

Practise your exits flicks. Rewrite as much as you can of the poem below. Add the exit flicks only to the letters that need them.

<p>Success Criteria (student to complete):</p> <p><input type="radio"/> I have completed my handwriting</p>	<p>Teacher Recognition:</p> <p><input type="radio"/></p>
---	--



I have a little frog. His name is Tiny Tim. I put him in the bathtub to see if he could swim. He drank up all the water and gobbled up the soap! And when he tried to talk, he had a bubble in his throat!

Handwriting practice lines consisting of multiple sets of three horizontal lines: a solid top line, a dashed middle line, and a solid bottom line.



Writing-

Sizzling Starts - Write three different sizzling starts for this picture.



Action: *Begin with the action.*

Eg: *Five, four, three, two, ONE! The cameras were rolling and I was about to eat a cockroach.*

Dialogue: *Exciting conversation*

Eg: *'It's just a rat,' I said, breathing hard.*

'Rats don't growl,' said Mike.



Humour: Commenting on something funny about the topic

Eg: *Ever cheered for your footy team with a pie in one hand and a drink in the other? Don't. When that final goal happened, I wore both.*

Success Criteria (student to complete):

- I have written three sizzling starts for the picture supplied.
- I have used grammatical features to hook the reader.
- I have proof read my work.

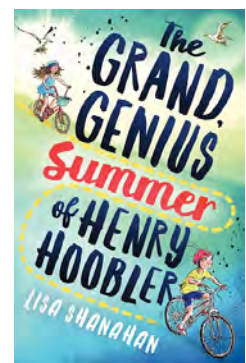
Teacher Recognition:

Stage Novel Ch 1 part 2

Watch a reading of *The Grand Genius Summer of Henry Hoobler*.



Google Classroom reading available online.



Mathematics- Number of the Day

Today's numbers of the day are 63 and 555.

Choose one of these numbers. Draw and write everything you know about that number.



Answer these questions focusing on your chosen number:

My number is: _____ (write which number you have chosen)

Write it in words	
10 more	
15 less	
Subtract 21	
Round to the nearest 10	
Next even number	
Write a pattern starting at your number	
List some factors	
Is it divisible by two?	
Double it	

If you would like an extra challenge, you can visit this website and complete the Number Of The Day there.

www.mathsstarters.net/numoftheday/

Success Criteria (student to complete): <input type="radio"/> I have completed the number of the day activities.	Teacher Recognition: <input type="radio"/>
---	---



Mathletics-

Complete two Mathletics tasks set by your teacher.

Task 1: _____

Task 2: _____

Success Criteria (student to complete): <input type="radio"/> I have completed two Mathletics tasks.	Teacher Recognition: <input type="radio"/>
---	---

Timetables practise-

Practise your x3 tables three times. Say them out loud as you go.



Try our 60 second challenge! Video available on Google Classroom.

Success Criteria (student to complete): <input type="radio"/> I have written my x3 timetables three times.	Teacher Recognition: <input type="radio"/>
---	---



Problem a Day-

Complete today's problem.

Newman needs to buy 40 raffle tickets.

They come in packs of 5 tickets.

How many packs does he need?

Write a number sentence and draw a diagram to explain how you solved it.



5

9

4

10

Working out - Transformation step

Cambridge Gardens Public School

4

Success Criteria (student to complete):

I have completed Number of the Day.

I have used Newman's Prompts

Teacher Recognition:

TENs at Home-



Card Wars. Video available on Google Classroom or review instructions from Thursday.

Success Criteria (student to complete):

I have played Card Wars.

Teacher Recognition:



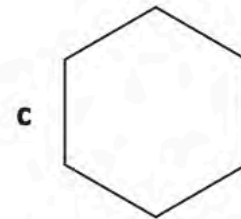
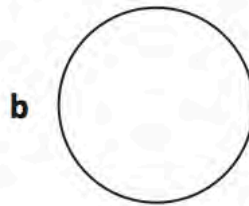
Number and Algebra - Fractions

Complete the Mathematics worksheet.

1 Show one half in a different way on each rectangle:

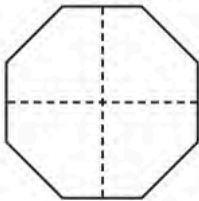


2 Show how each shape can be divided into quarters:

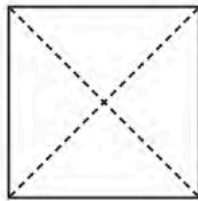


3 Colour the fractions of each shape:


a two quarters




b three quarters



c one half

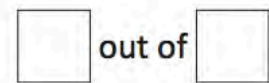


d three quarters

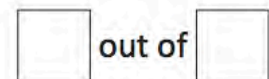


4 Answer these sharing problems. Draw a picture to match:

a I have 10 lollies and I have to share them with my brother.
How many do we each get?



b There are 12 biscuits to be shared among 3 people.
How many does each person get?



Success Criteria (student to complete): <input type="radio"/> I have completed the fraction worksheet	Teacher Recognition: <input type="radio"/>
--	---

Drop Everything And Read (DEAR):

Read for 15 minutes. What did you Read? _____

Creative Arts- Dance Lesson with Miss Fry



Video available on Google Classroom.

-Learn the 'Thriller' dance

Success Criteria (student to complete): <input type="radio"/> I have practised and performed this dance to my family.	Teacher Recognition: <input type="radio"/>
--	---

I have completed todays work to the best of my ability.


Signed: _____

I am happy with the quality and the amount of work my child has completed today.

Signed: _____



Wednesday



English- Reading

Find a short story or picture book and read out loud to a family member. Think about your pausing at full stops and commas.

Success Criteria (student to complete): <input type="radio"/> I have read a short story or picture book to my family member.	Teacher Recognition: <input type="radio"/>
---	---

Spelling-

Have a family member test you. If this isn't possible write your list doing look, cover, write, check.

Success Criteria (student to complete): <input type="radio"/> I have completed my spelling.	Teacher Recognition: <input type="radio"/>
--	---

Journal Writing

Write a journal entry about anything you choose. You must write a minimum of 2 paragraphs.

--



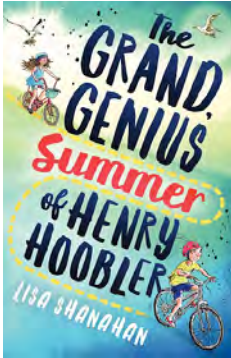
<p>Success Criteria (student to complete):</p> <ul style="list-style-type: none"><input type="radio"/> I have written a journal entry.<input type="radio"/> I have used at least two paragraphs.<input type="radio"/> I have proof read my work.	<p>Teacher Recognition:</p> <p><input type="radio"/></p>
--	--

Stage Novel Ch 2- Ch 3 part 1

Watch a reading of The Grand Genius Summer of Henry Hoobler.



Google Classroom reading available online.



Mathematics- Number of the Day

Today's numbers of the day are 27 and 156.

Choose one of these numbers. Draw and write everything you know about that number.



Answer these questions focusing on your chosen number:

My number is: _____ (write which number you have chosen)

Write it in words	
10 more	
15 less	
Subtract 21	
Round to the nearest 10	
Next even number	
Write a pattern starting at your number	
List some factors	
Is it divisible by two?	
Double it	

If you would like an extra challenge, you can visit this website and complete the Number Of The Day there.

www.mathsstarters.net/numoftheday/

Success Criteria (student to complete): <input type="radio"/> I have completed the number of the day activities.	Teacher Recognition: <input type="radio"/>
---	---



Mathletics-

Complete two Mathletics tasks set by your teacher.


Task 1: _____

Task 2: _____

Success Criteria (student to complete): <input type="radio"/> I have completed two Mathletics tasks.	Teacher Recognition: <input type="radio"/>
---	---

Timetables practise-

Practise your x8 tables three times. Say them out loud as you go.



Try our 60 second challenge! Video available on Google Classroom.



Success Criteria (student to complete): <input type="radio"/> I have written my x8 timetables three times.	Teacher Recognition: <input type="radio"/>
---	---



Problem a Day-

Complete today's problem.

Finn runs 3 m in a minute
How long will it take him to run 12 m at this speed?
Write a number sentence and draw a diagram
to explain how you solved it.



1 minute 12 minutes 4 minutes 3 minutes

Working out - Transformation step

Cambridge Gardens Public School 5

Success Criteria (student to complete): <input type="radio"/> I have completed Number of the Day. <input type="radio"/> I have used Newman's Prompts	Teacher Recognition: <input type="radio"/>
--	---

TENs at Home-



Card Wars. Video available on Google Classroom or review instructions from Thursday.

Success Criteria (student to complete): <input type="radio"/> I have played Card Wars.	Teacher Recognition: <input type="radio"/>
---	---



Statistics and Probability - Chance

Flip one coin 10 times and record each flip as a tally mark.

Equipment I will need:

- 1 x coin
- pencil
- activity sheet



Instructions:

1. Flip the coin.
2. Record the result as a tally mark whether the coin landed on 'heads' or 'tails' in the correct space in the table below.
3. Repeat steps 1 and 2 nine more times (so that you have flipped the coin 10 times).

Coin Flip Results for 10 Flips:

	Tally	Total
Heads		
Tails		

Success Criteria (student to complete): <input type="radio"/> I have completed the chance activity.	Teacher Recognition: <input type="radio"/>
--	---

Drop Everything And Read (DEAR):

Read for 15 minutes What did you Read? _____



PDH

Protective Equipment

List protective equipment you may use and why you would use them when you are on the road. Think about the following types of road safety:

- Pedestrian Safety
- Bike Safety
- Car Safety
- Bus Safety

Protective Equipment	Why it would be used

Success Criteria (student to complete):

I can identify different types of protective equipment that could be used on the road.

Teacher Recognition:



PE

Set up a fitness circuit and complete 15 minutes of physical activity.

Success Criteria (student to complete): <input type="radio"/> I have completed 15 minutes of physical activity using a fitness circuit.	Teacher Recognition: <input type="radio"/>
--	---

I have completed today's work to the best of my ability.

Signed: _____

I am happy with the quality and the amount of work my child has completed today.

Signed: _____



Fast finishers!

If you are looking for more activities- here are some ideas. You might like to colour in the boxes as you complete them.

Create 5 word math problems.	Write a rap or a song about your favourite subject at school.	Rewrite the ending of a popular story. You can choose whichever story you like.	Read a book.
Write an 8 line poem about yourself.	Draw a diagram of your background.	Write a list of your favourite foods. Write three adjectives to describe each food.	Choose a two-digit or three-digit number and work out 10 different ways to make that number.
Draw detailed pictures pf 3 of your friends.	Plan a trip for your family. Include 5 things you would like to see.	Write 10 fascinating verbs.	Design a healthy snack.
Invent a new playground game.	Write 10 synonyms (words that mean the same) for 'big'.	Look up the definition of 5 new words in the dictionary.	Create a character you could use for a story.
Write a book report.	Write a short story set on a farm.	Use your spelling words to write 5 silly sentences.	Write a list of things a new student might need to take to school.





THE SELF-CARE WEEKLY



BODY



Daily Exercise
*1pm

CHALLENGE: Create your own workout using only things from around your home. Include 5 different activities. Repeat all 5 activities at least 5 times each day.

MIND



Unplug your Devices
*7pm

CHALLENGE: Spend at least 30 minutes reading, drawing or colouring in each evening after a warm bath or shower.

GROWTH



Learn something New
*4pm

CHALLENGE: Learn how to complete a new skill independently, without adult help.

SOCIAL



Build Connections
*5pm

CHALLENGE: Complete a 1000 piece jigsaw puzzle with the members of your household.

*Suggested times only.

Kids Helpline
1800 55 1800

Parentline
1300 1300 52



Student and Parent Reflection

Student

What did I enjoy the most in this unit of work?

What did I need help with?

Parent

I was happy with the amount of work completed by my child: _____

Any comments or queries?

Teachers Response

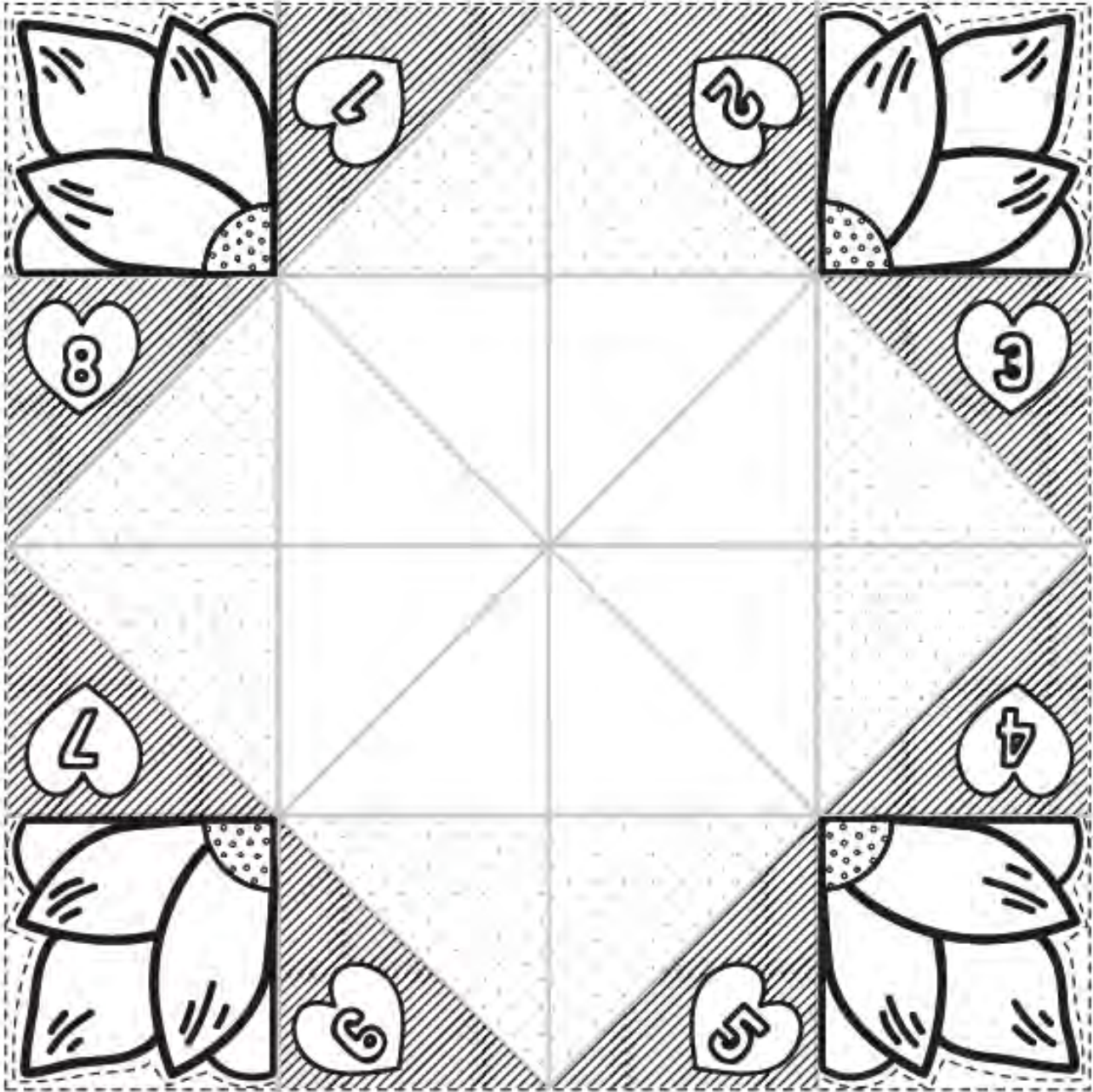


Intentionally left blank for Mother's Day Folding Surprise Artwork



Mother's Day Activity- Something for that important female in your life

- Colour in and follow the instructions to create the chatterbox
- Write some things you could do for mum inside the chatterbox to make her day a little more special.



Instructions

- 1 Cut around all dotted edges
- 2 Fold Chatterbox in half
- 3 Press hard to sharpen edges
- 4 Open the chatterbox and fold in half the other way
- 5 Press flat with fingers
- 6 Take each corner and fold in to the centre of the chatterbox
- 7 Repeat until all 4 sides are complete
- 8 Flip the chatterbox over and repeat steps 7 & 8
- 9 Fold chatterbox in half
- 10 Slide fingers under all 4 folds and push into centre
- 11 Cut out petals and leaves and stick onto your flower!

A collaboration between



RED TED



Intentionally left blank for Mother's Day Folding Surprise Artwork

